



FEMA

Daily Operations Briefing

Monday, April 23, 2018

8:30 a.m. EDT

Significant Activity – April 20-23



FEMA

Significant Events: None

Tropical Activity: Western Pacific – No activity affecting U.S. interests

Significant Weather:

- Heavy Rain / Flash Flooding possible – Mid-Atlantic and Southeast
- Heavy Snow – Northern Plains
- Space Weather:
 - Past 24 hours: None observed
 - Next 24 hours: None predicted

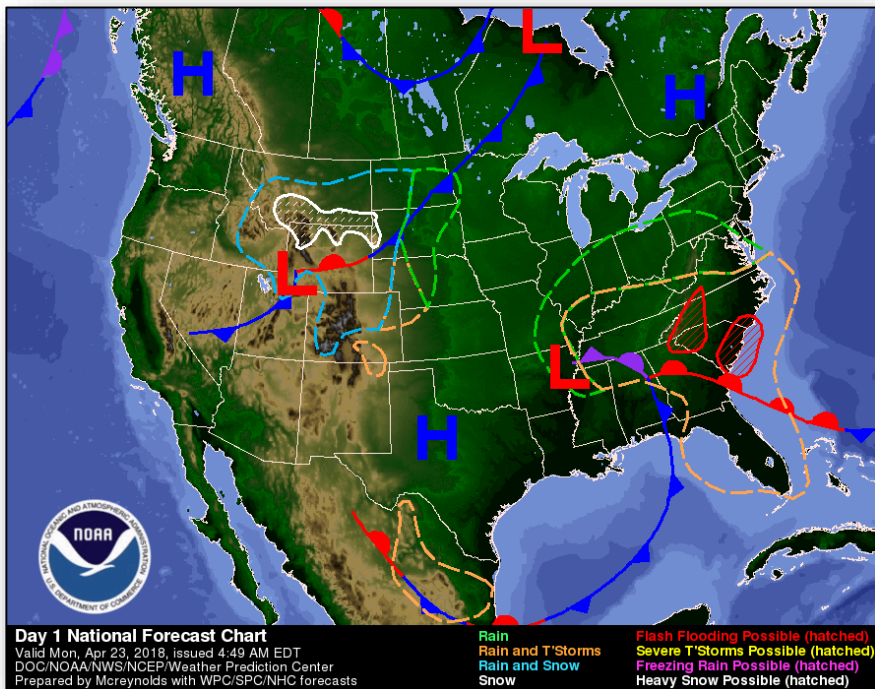
Earthquake Activity: No significant activity

Declaration Activity: Amendment No.1 to FEMA-4352-DR-Pueblo of Acoma

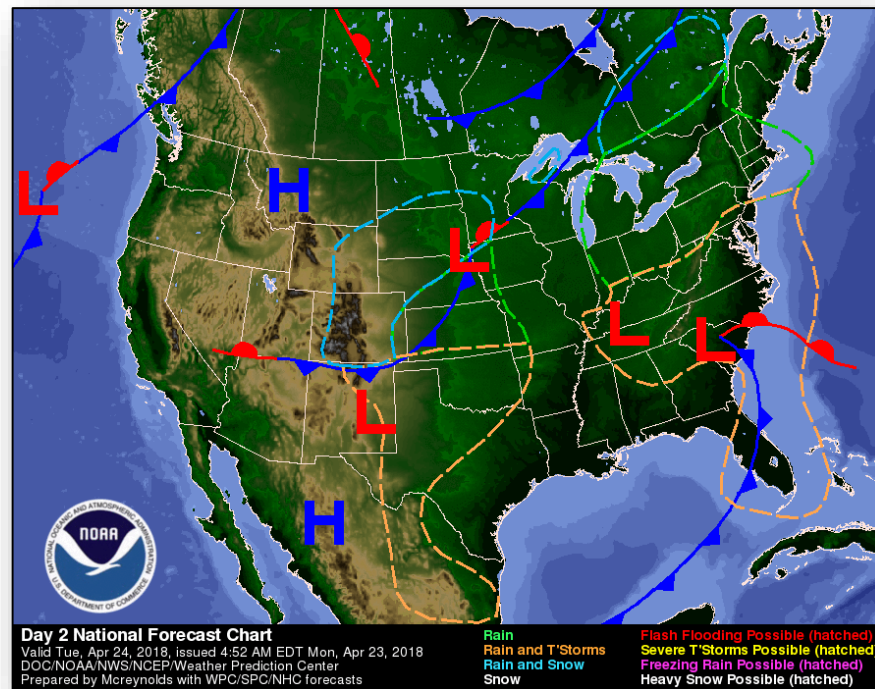
National Weather Forecast



FEMA



Today

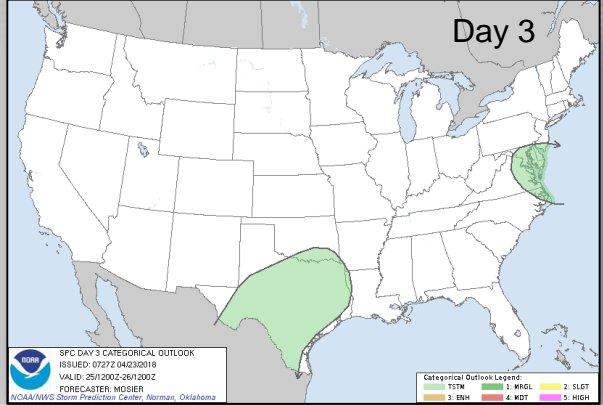
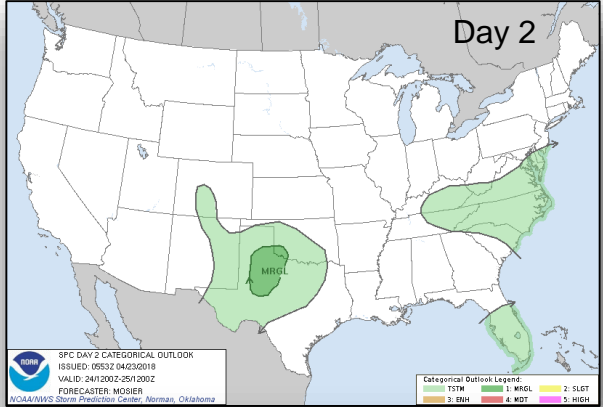
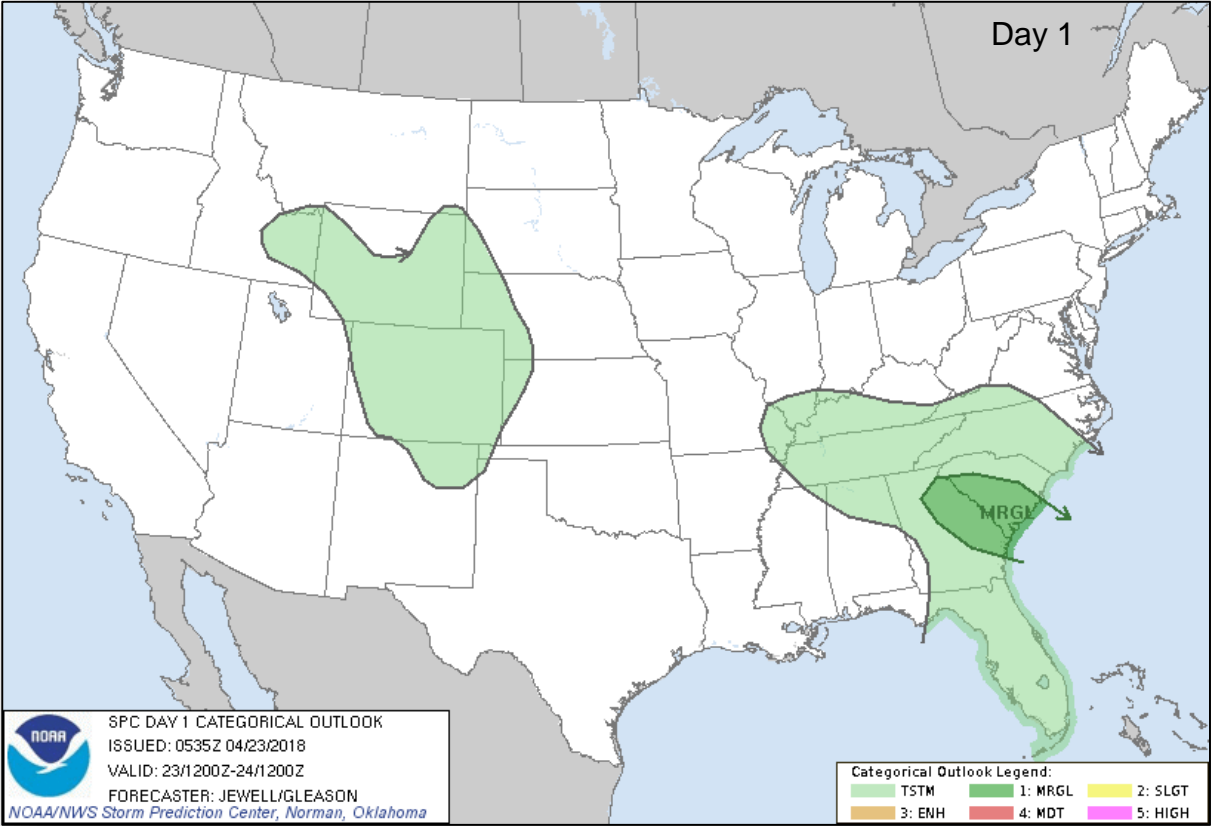


Tomorrow

Severe Weather Outlook



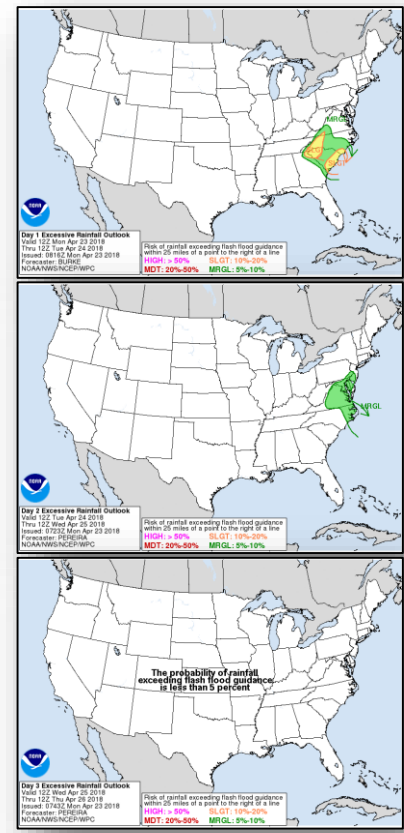
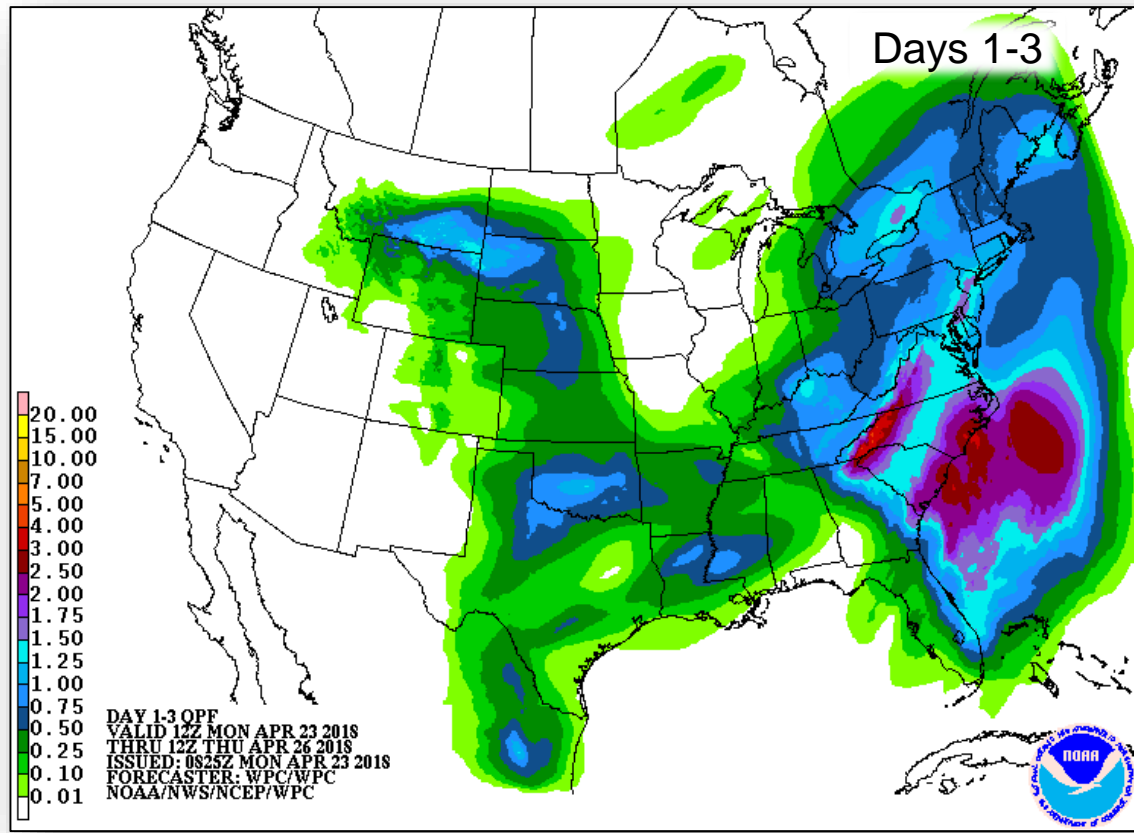
FEMA



Precipitation / Excessive Rainfall Forecast



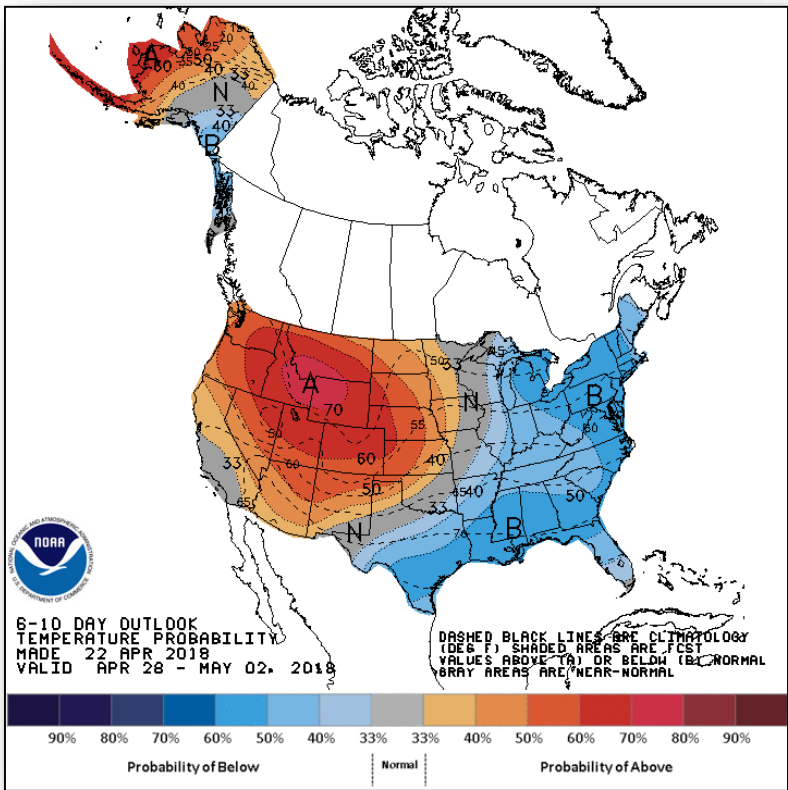
FEMA



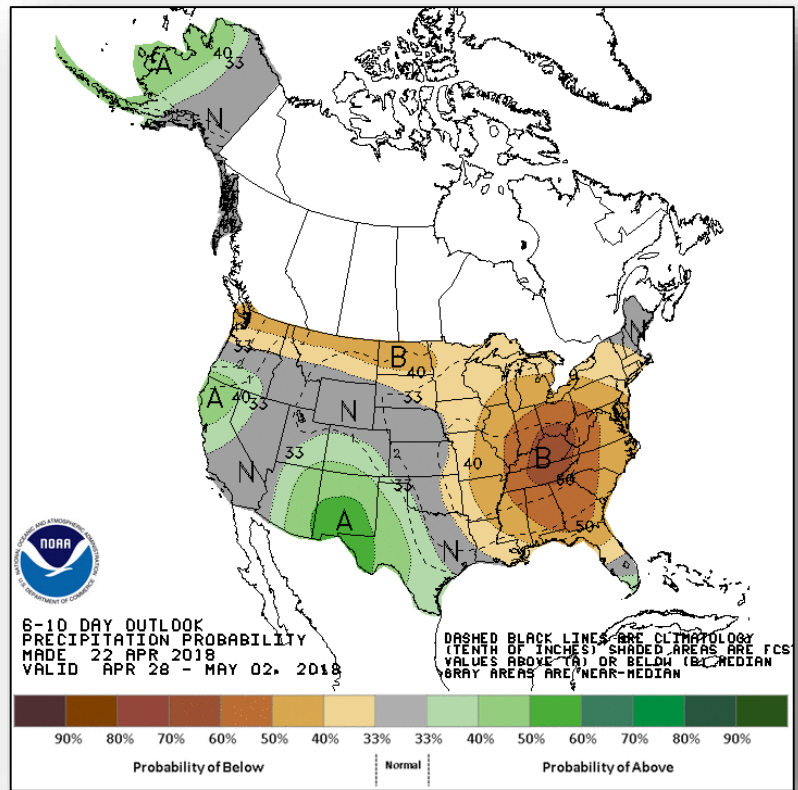
6-10 Day Outlooks



FEMA



6-10 Day Temperature Probability



6-10 Day Precipitation Probability

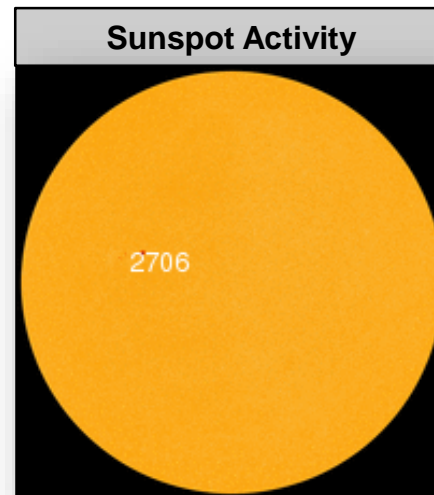
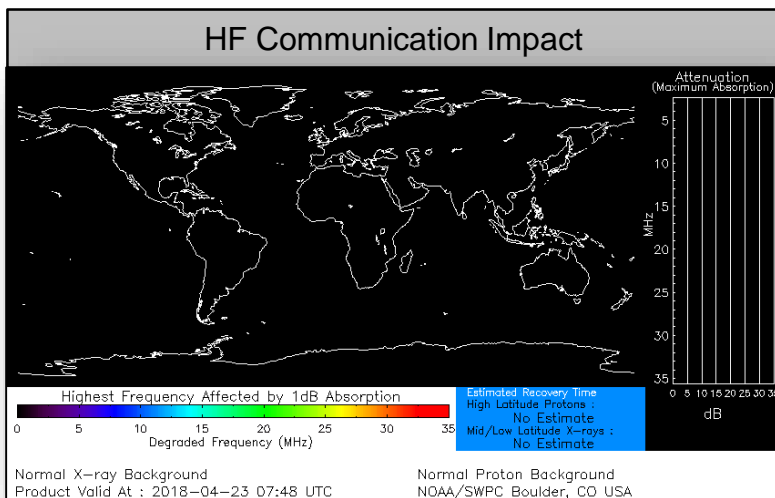
Space Weather



FEMA

	Space Weather Activity	Geomagnetic Storms	Solar Radiation	Radio Blackouts
Past 24 Hours	None	None	None	None
Next 24 Hours	None	None	None	None

For further information on NOAA Space Weather Scales refer to: <http://www.swpc.noaa.gov/noaa-scales-explanation>



Joint Preliminary Damage Assessments



FEMA

Region	State / Location	Event	IA / PA	Number of Counties		Start – End
				Requested	Completed	
I	MA	Nor'easter/Severe Storm March 2-4, 2018	IA	7	7	3/12 – 3/20
			PA	9	9	3/15 – 4/19
	NH	Snow March 13-14, 2018	IA	0	0	N/A
			PA	3	0	3/29 – TBD
II	NJ	Winter Storm March 7, 2018	IA	0	0	N/A
			PA	9	0	4/23 – TBD
III	VA	Severe Weather April 15, 2018	IA	4	0	4/23 – TBD
			PA	0	0	N/A
IV	NC	Severe Storms and Tornadoes April 15, 2018	IA	2	2	4/20 – 4/21
			PA	0	0	N/A
IX	HI	Flooding and Landslides April 13-15, 2018	IA	2	0	4/22 – TBD
			PA	2	0	4/23 – TBD

Disaster Requests and Declarations



FEMA

Declaration Requests in Process					Requests APPROVED (since last report)	Requests DENIED (since last report)
7	IA	PA	HM	Date Requested	0	0
AK – DR Severe Storm		X	X	January 25, 2018		
MT – (Appeal) Wildfires		X	X	January 26, 2018		
ME – DR Severe Storms and Flooding		X	X	March 30, 2018		
NH – DR Severe Storms and Flooding		X	X	April 5, 2018		
KY – DR Severe Storms, Tornadoes, Flooding, Landslides, and Mudslides	X	X	X	April 10, 2018		
IL – DR Severe Storms and Flooding	X		X	April 11, 2018		
AL – DR Severe Storms and Tornadoes	X	X	X	April 12, 2018		

Readiness – Deployable Teams and Assets



Resource	Force Strength	Available	Deployed	Other	Cadres with 25% or Less Availability	
Total Workforce	11,984 ▼	3,962 ▲ 33%	4,529 ▼	3,493	EHP 9% (34/364); ER 24% (9/38); FL 25% (35/139); HM 25% (244/986); IT 24% (147/616); LOG 25% (308/1,238); NDRS 16% (41/255); PA 14% (274/1,914); SAF 24% (14/58); SEC 3% (3/104)	
National IMATs* (3 Teams)	East 1: East 2: West:	B-48 Charlie B-2				
Regional IMATs (4-6 Teams)	Assigned: Available: PMC / NMC: Deployed:	13 5 2 6				
US&R (≥66%)	Assigned: Available: PMC / NMC: Deployed:	28 27 1 0				
MERS (≥66%)	Assigned: Available: NMC: Deployed:	36 34 0 2				
FCO (≥3 Type I)	Assigned: Available: PMC / NMC: Deployed:	34 8 5 21				
FDRC (≥3)	Assigned: Available: PMC / NMC: Deployed:	14 5 0 9				

As of 3:00 a.m. EDT April 23, 2018

* **B-2 Status:** Assemble ≤ 2-hrs, On Site ≤ 18-hrs; **B-48 Status:** Assemble and deploy ≤ 48hrs; **Charlie Status:** No team assemble time requirement

FEMA Readiness – Activation Teams



FEMA

Status		Activated Team	Activation Level	Activation Times	Reason / Comments
NWC (5 Teams)	Steady State				
NRCC (2 Teams)	Available				Gold Team on call for April
HLT (1 Team)	Available				
RWCs/MOCs (10 Regions)	Steady State				
RRCCs (10 Regions)	Available				

Backup Regions: **III, VI, & II**



FEMA

FEMA's mission is helping people before, during, and after disasters.