



FEMA

Daily Operations Briefing

Friday, April 20, 2018

8:30 a.m. EDT

Significant Activity – April 19-20



FEMA

Significant Events: None

Tropical Activity: Western Pacific - no activity affecting U.S. interests

Significant Weather:

- Heavy Snow – Central Rockies
- Heavy Rain/Flash Flooding possible – Lower Mississippi Valley into parts of the Southern Plains
- Critical/Elevated Fire Weather – Desert Southwest & Southern Plains/High Plains
- Red Flag Warnings – NM & TX
- Space Weather:
 - Past 24 hours – Moderate; geomagnetic storms reaching G2 level occurred
 - Next 24 hours – Minor; geomagnetic storms reaching G1 level expected

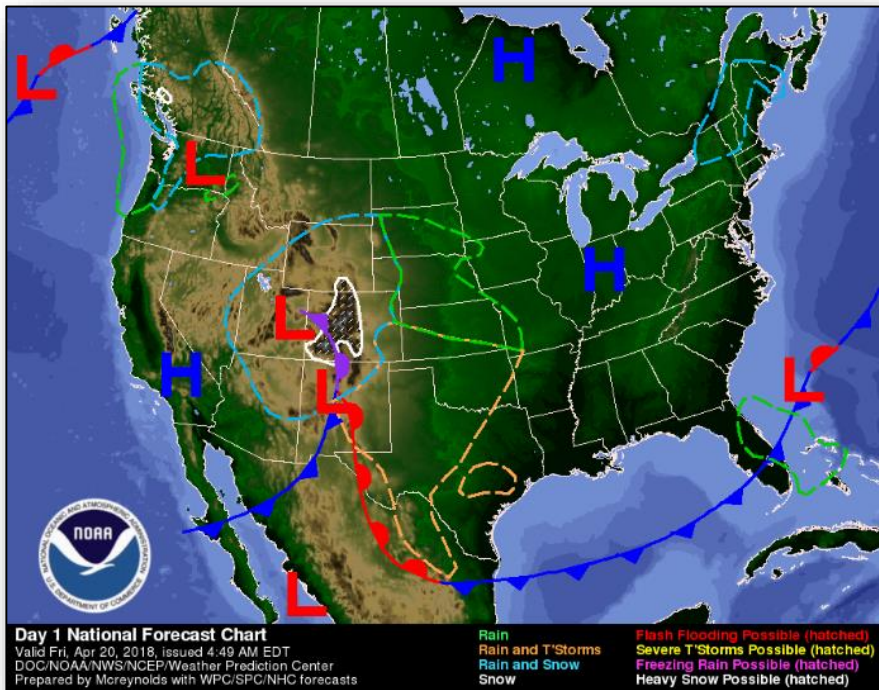
Earthquake Activity: No significant activity

Declaration Activity: None

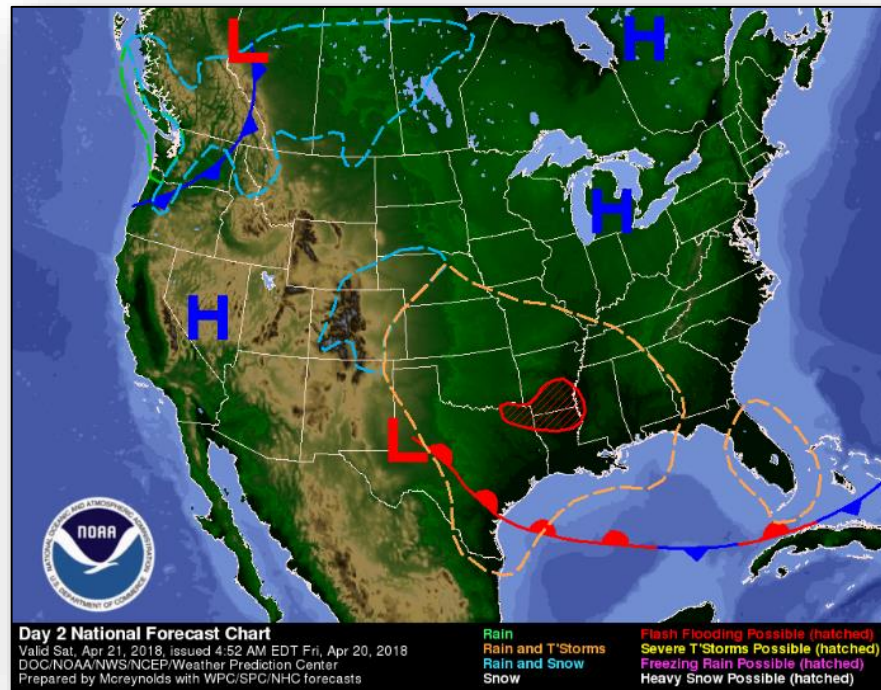
National Weather Forecast



FEMA



Today

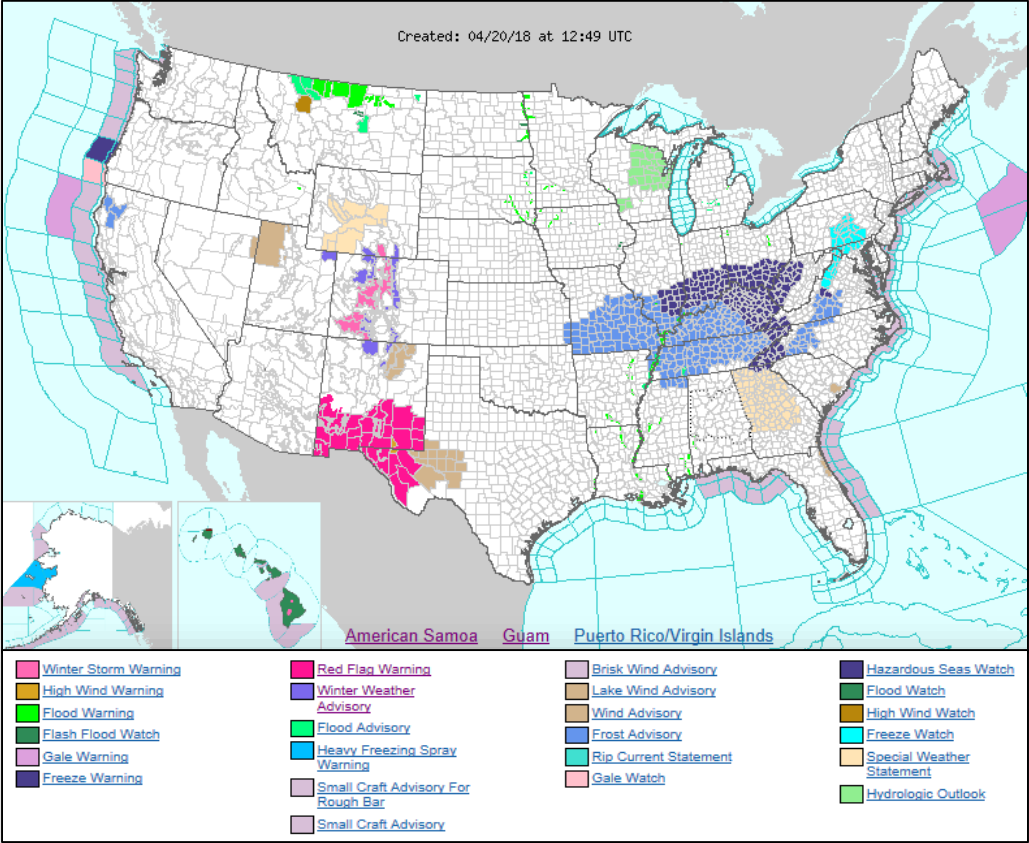


Tomorrow

Active Watches and Warnings



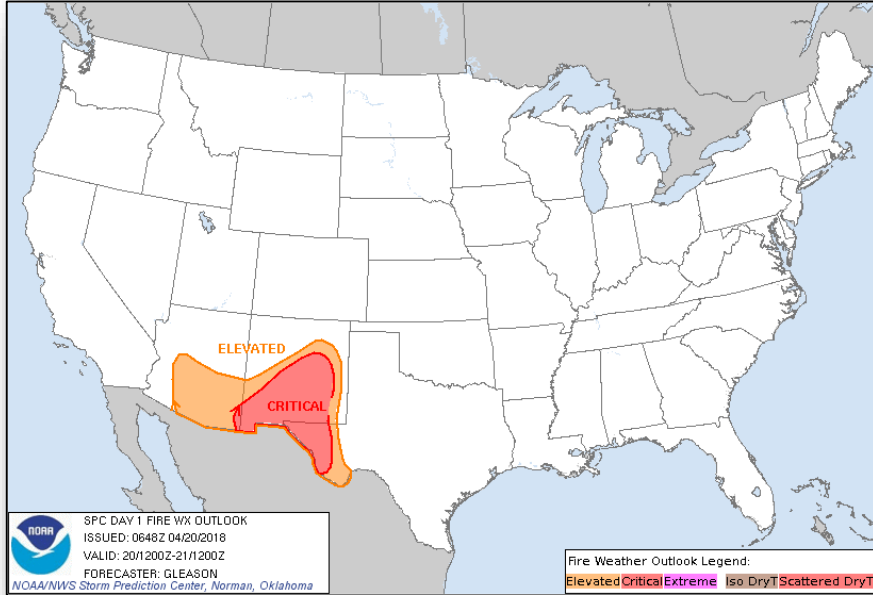
FEMA



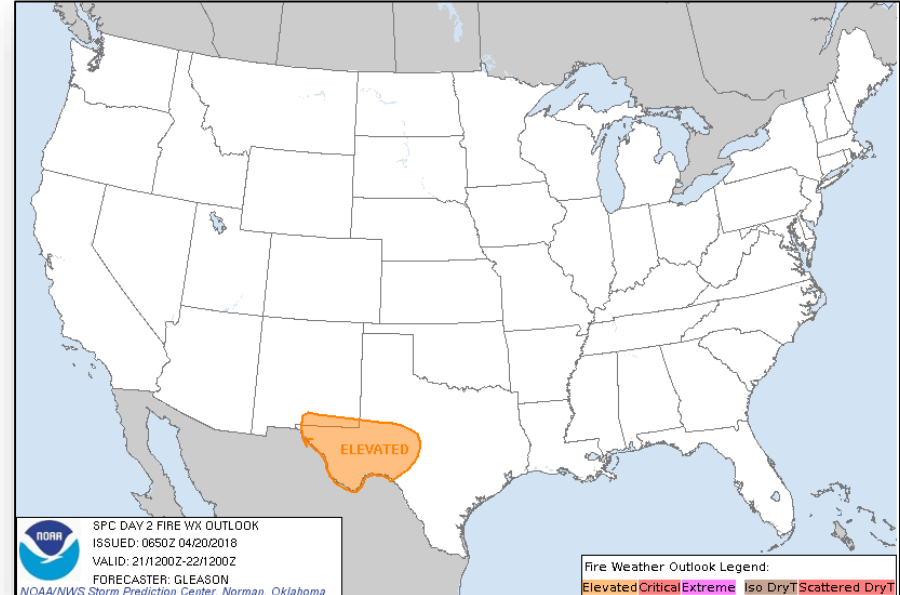
Fire Weather Outlook



FEMA



Today

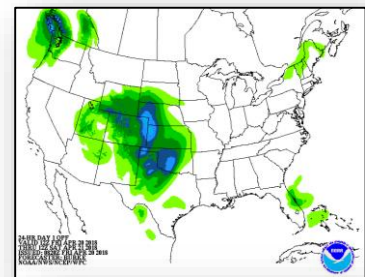
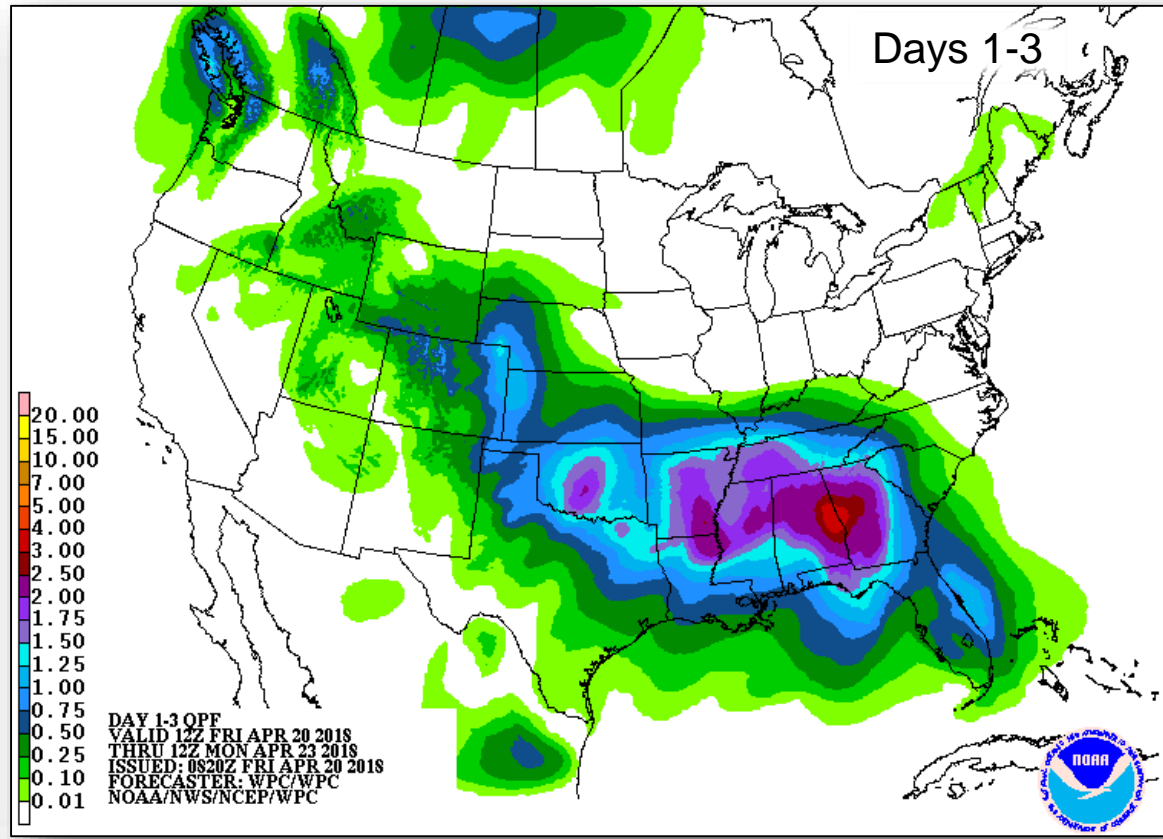


Tomorrow

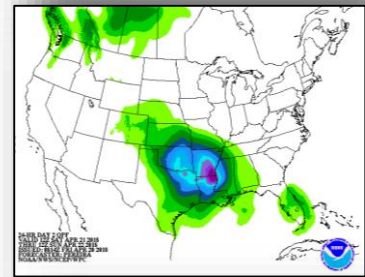
Precipitation Forecast



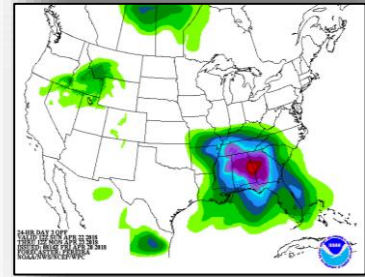
FEMA



Day 1



Day 2

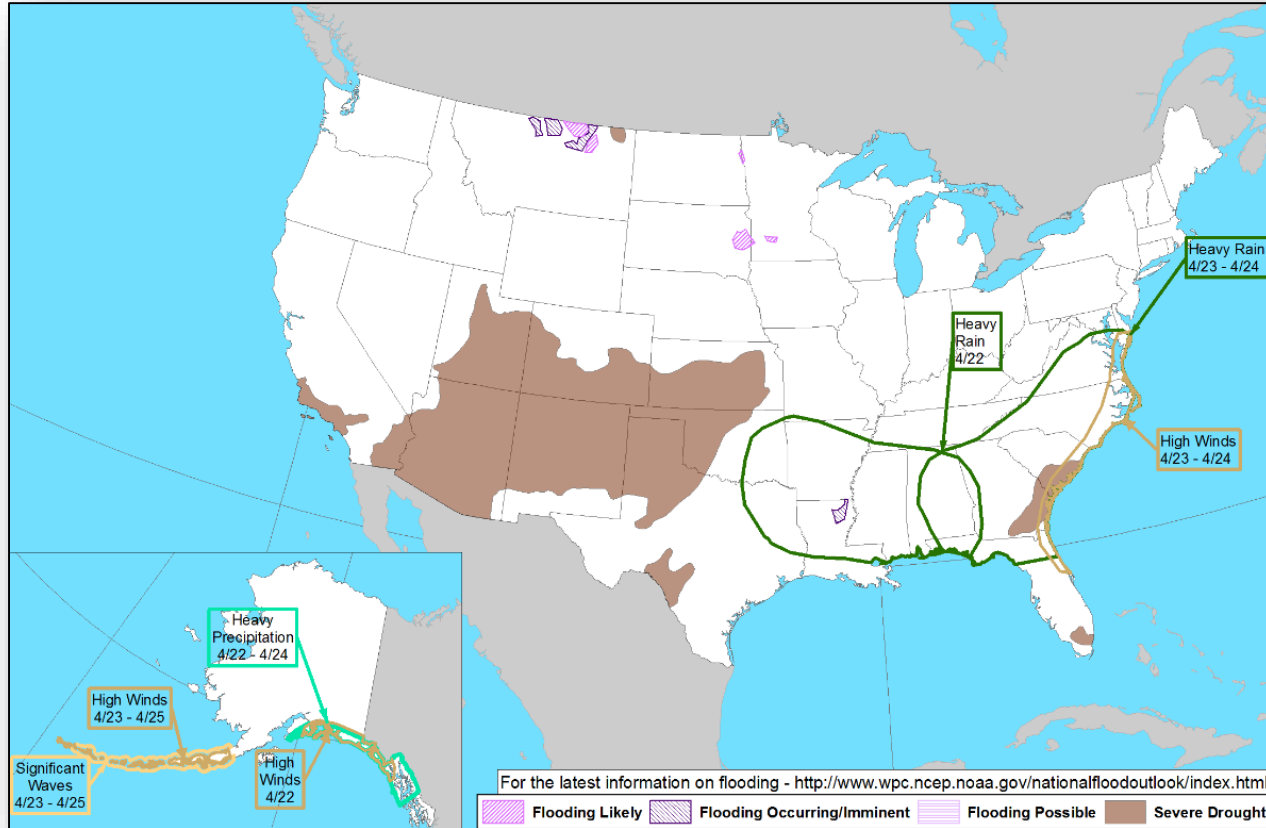


Day 3

Hazards Outlook – Apr 22-26



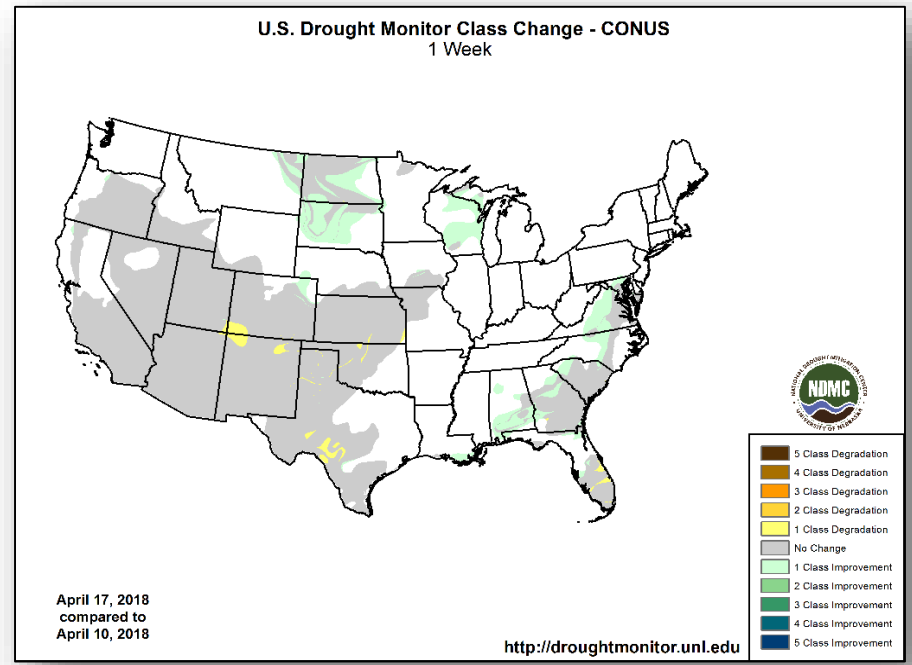
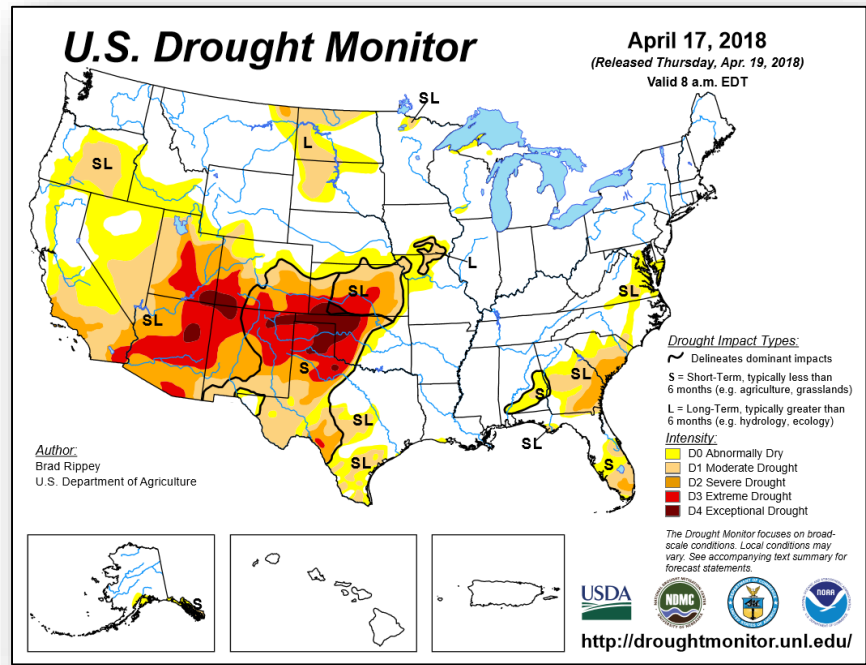
FEMA



U.S. Drought Monitor



FEMA





Space Weather



FEMA

	Space Weather Activity	Geomagnetic Storms	Solar Radiation	Radio Blackouts
Past 24 Hours	Moderate	G2	None	None
Next 24 Hours	Minor	G1	None	None

For further information on NOAA Space Weather Scales refer to: <http://www.swpc.noaa.gov/noaa-scales-explanation>

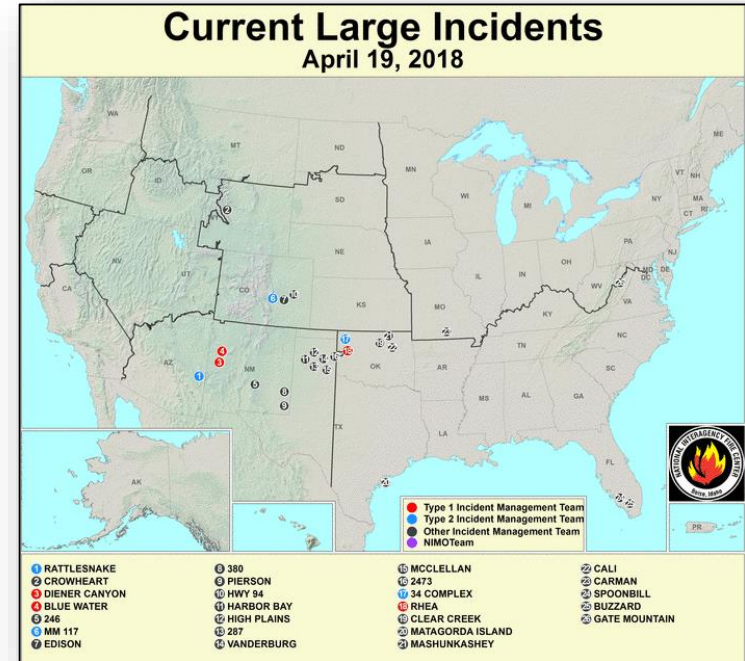


National Fire Activity



National Preparedness Level: 2

Initial attack activity	Light (103) new fires
New large incidents	8
Large fires contained	6
Uncontained large fires	19
NIMOs committed	0
Type 1 IMTs committed	2
Type 2 IMTs committed	3



National Preparedness Level 2: Active Geographic Areas (GA's) are unable to independently accomplish incident management objectives. Resource capability remains stable enough nationally to sustain incident operations and meet objectives in active GA's. Significant wildland fire activity is increasing in a few geographic areas. Resources within most geographic areas are adequate to manage the current situation, with light to moderate mobilization of resources occurring through the National Interagency Coordination Center. Potential for emerging significant wildland fires is normal to below normal for the time of year.

Wildfire Summary



FEMA

Fire Name (County)	FMAG #	Acres burned	Percent Contained	Evacuations (Residents)	Structures			Fatalities / Injuries
					Threatened	Damaged	Destroyed	
Oklahoma (2)								
34 Fire Complex (Woodward) FINAL	5231-FM-OK Apr 13, 2018	62,089 (-5,689)	60% (+15)	Lifted	150 homes	0	55 (35 homes)	0 / 0
Rhea Fire (Dewey)	5232-FM-OK Apr 13, 2018	289,078 (+5,983)	25% (+10%)	Mandatory	2,000 (1,500 homes)	0	32 (-18)	1 (+1) / 3 (+1)

Joint Preliminary Damage Assessments



FEMA

Region	State / Location	Event	IA / PA	Number of Counties		Start – End
				Requested	Completed	
I	MA	Nor'easter/Severe Storm March 2-4, 2018	IA	7	7	3/12 – 3/20
			PA	9	7	3/15 – TBD
	NH	Snow March 13-14, 2018	IA	0	0	N/A
			PA	3	0	3/29 – TBD
II	NJ	Winter Storm March 7, 2018	IA	0	0	N/A
			PA	9	0	4/23 – TBD
III	VA	Severe Weather April 15, 2018	IA	4	0	4/23 – TBD
			PA	0	0	N/A
IV	NC	Severe Storms and Tornadoes April 15, 2018	IA	2	0	4/20 – TBD
			PA	0	0	N/A

Disaster Requests & Declarations



FEMA

Declaration Requests in Process					Requests APPROVED (since last report)	Requests DENIED (since last report)
7	IA	PA	HM	Date Requested	0	0
AK – DR Severe Storm		X	X	January 25, 2018		
MT – (Appeal) Wildfires		X	X	January 26, 2018		
ME – DR Severe Storms and Flooding		X	X	March 30, 2018		
NH – DR Severe Storms and Flooding		X	X	April 5, 2018		
KY – DR Severe Storms, Tornadoes, Flooding, Landslides, and Mudslides	X	X	X	April 10, 2018		
IL – DR Severe Storms and Flooding	X		X	April 11, 2018		
AL – DR Severe Storms and Tornadoes	X	X	X	April 12, 2018		

Readiness – Deployable Teams and Assets



Resource	Force Strength	Available	Deployed	Other	Cadres with 25% or Less Availability	
Total Workforce	11,990 ▲	3,816 ▼ 32%	4,711 ▲	3,463	ADR 2% (1/50); DI 20% (20/100); EHP 7% (24/359); ER 18% (7/38); FL 22% (31/139); HM 25% (242/988) IT 23% (139/616); LOG 24% (294/1,238); NDRS 16% (40/255); PA 13% (251/1,916); SAF 21% (12/58)	
National IMATs* (3 Teams)	East 1:	B-48				
	East 2:	Charlie				
	West:	B-2				
Regional IMATs (4-6 Teams)	Assigned:	13				
	Available:	5				
	PMC / NMC:	2				
	Deployed:	6				
US&R (≥66%)	Assigned:	28				
	Available:	27				
	PMC / NMC:	1				
	Deployed:	0				
MERS (≥66%)	Assigned:	36				
	Available:	34				
	NMC:	0				
	Deployed:	2				
FCO (≥3 Type I)	Assigned:	34				
	Available:	8 (-1)				
	PMC / NMC:	5 (-1)				
	Deployed:	21 (+2)				
FDCR (≥3)	Assigned:	14				
	Available:	5				
	PMC / NMC:	0				
	Deployed:	9				

* **B-2 Status:** Assemble ≤ 2-hrs, On Site ≤ 18-hrs; **B-48 Status:** Assemble and deploy ≤ 48hrs; **Charlie Status:** No team assemble time requirement

FEMA Readiness – Activation Teams



FEMA

Status		Activated Team	Activation Level	Activation Times	Reason / Comments
NWC (5 Teams)	Steady State				
NRCC (2 Teams)	Available				Gold Team on call for April
HLT (1 Team)	Available				
RWCs/MOCs (10 Regions)	Steady State				
RRCCs (10 Regions)	Available				

Backup Regions: **V, IV, III**



FEMA

FEMA's mission is helping people before, during, and after disasters.