



FEMA

Daily Operations Briefing

Friday, April 6, 2018

8:30 a.m. EDT

Significant Activity – April 5-6



FEMA

Significant Events: None

Tropical Activity: No significant activity

Significant Weather:

- Heavy Snow – Northern Rockies and North/Central Plains
- Heavy rain (Potential Flash flooding) – CA, Southern Plains to Lower Mississippi/Tennessee valleys
- Elevated/Critical Fire Weather – AZ, NM, and TX
- Space Weather – Past 24 hours: none; next 24 hours: none

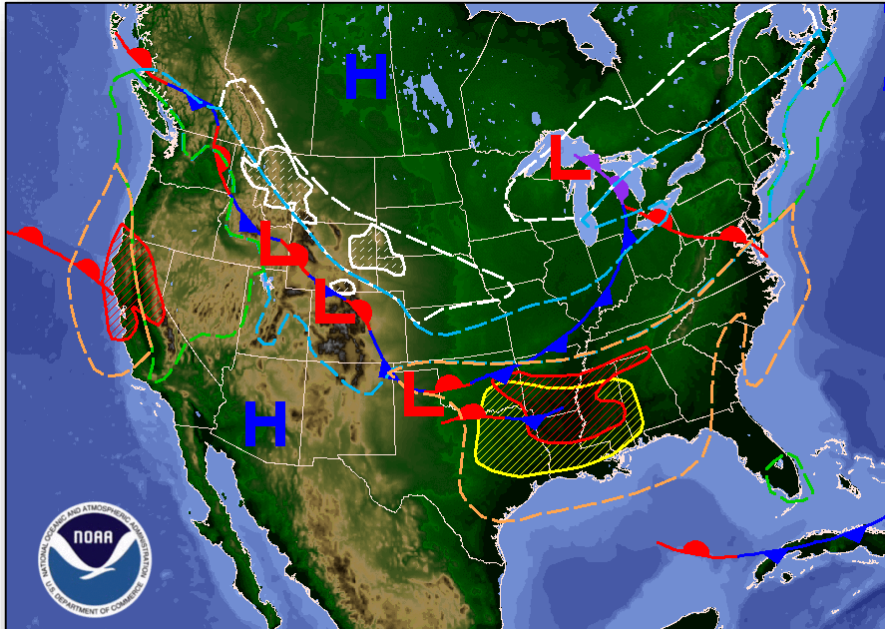
Earthquake Activity: No significant activity

Declaration Activity: None

National Weather Forecast



FEMA

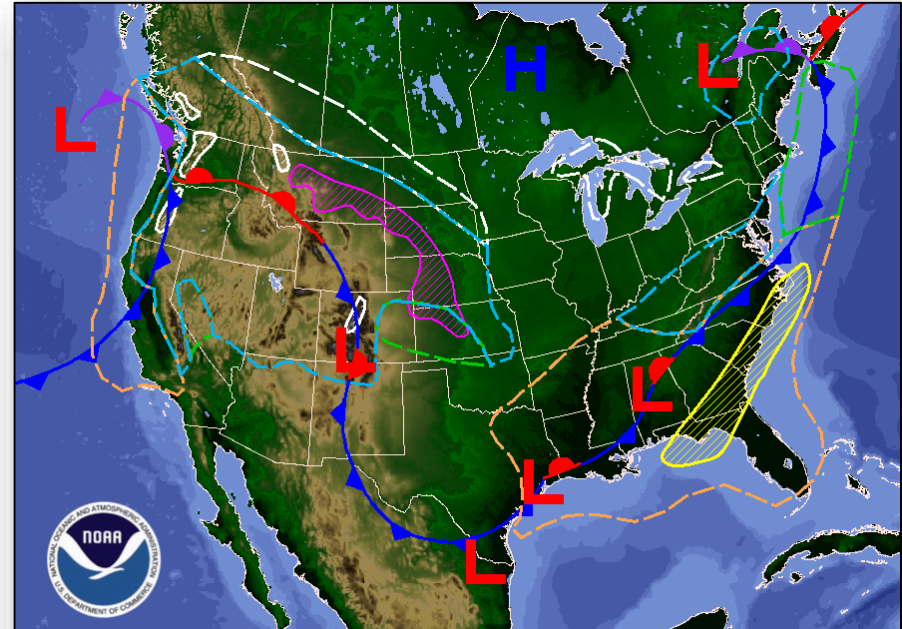


Day 1 National Forecast Chart

Valid Fri, Apr 06, 2018, issued 4:50 AM EDT
DOC/NOAA/NWS/NCEP/Weather Prediction Center
Prepared by Moreynolds with WPC/SPC/NHC forecasts

- Rain
- Rain and T'Storms
- Rain and Snow
- Snow
- Flash Flooding Possible (hatched)
- Severe T'Storms Possible (hatched)
- Freezing Rain Possible (hatched)
- Heavy Snow Possible (hatched)

Today



Day 2 National Forecast Chart

Valid Sat, Apr 07, 2018, issued 5:02 AM EDT Fri, Apr 06, 2018
DOC/NOAA/NWS/NCEP/Weather Prediction Center
Prepared by Moreynolds with WPC/SPC/NHC forecasts

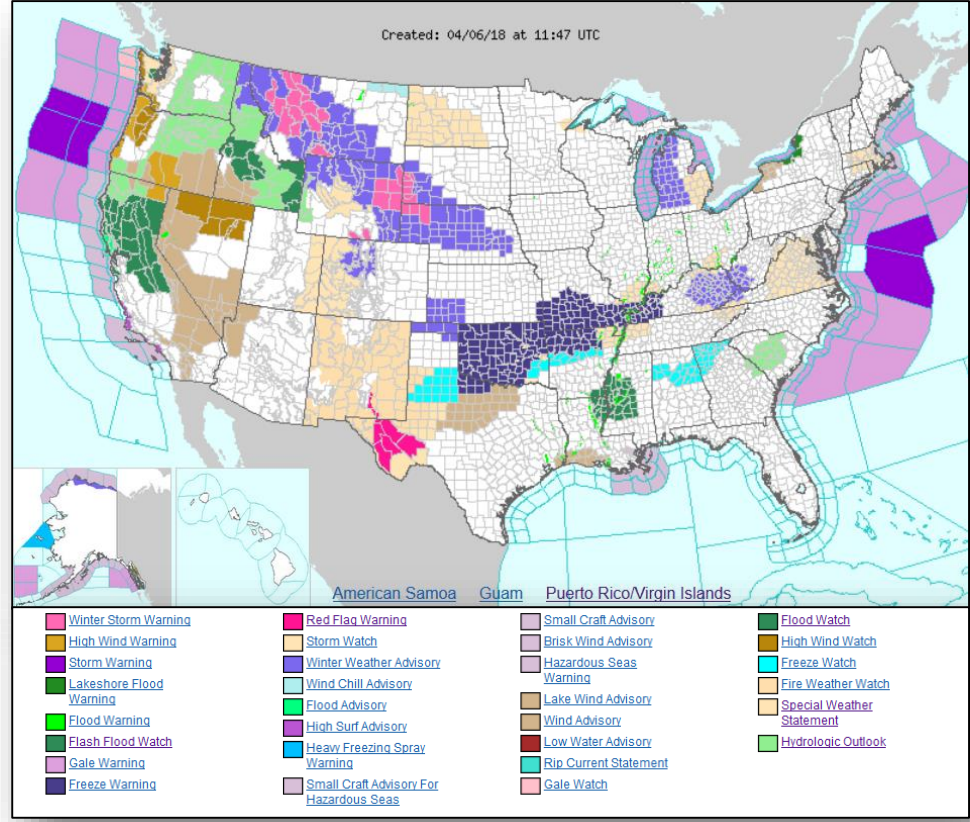
- Rain
- Rain and T'Storms
- Rain and Snow
- Snow
- Flash Flooding Possible (hatched)
- Severe T'Storms Possible (hatched)
- Freezing Rain Possible (hatched)
- Heavy Snow Possible (hatched)

Tomorrow

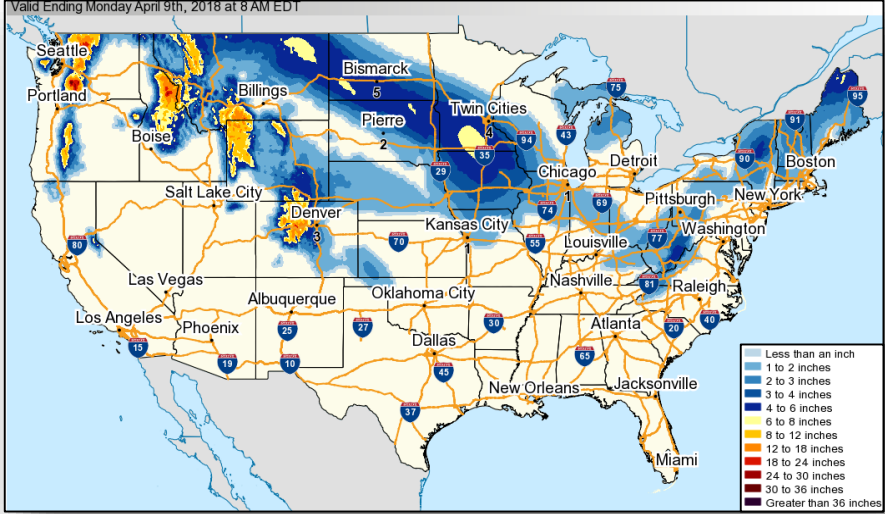
Active Watches and Warnings



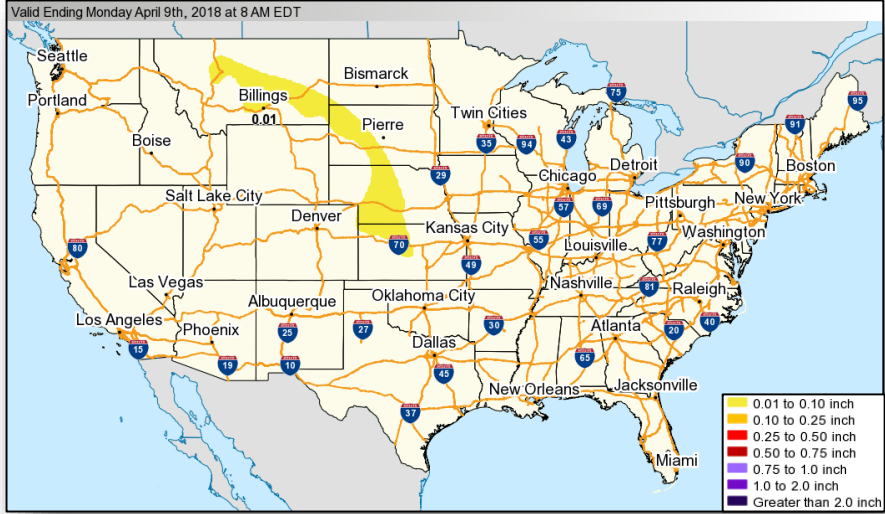
FEMA



Winter Precipitation Outlook



Forecast Snowfall

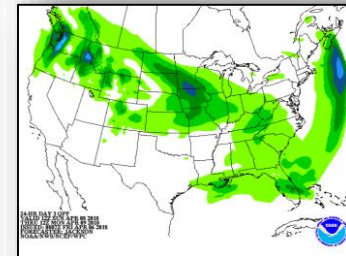
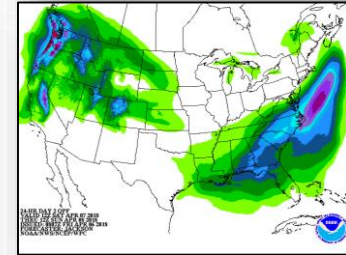
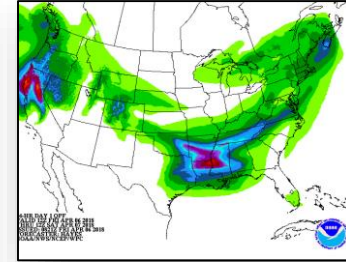
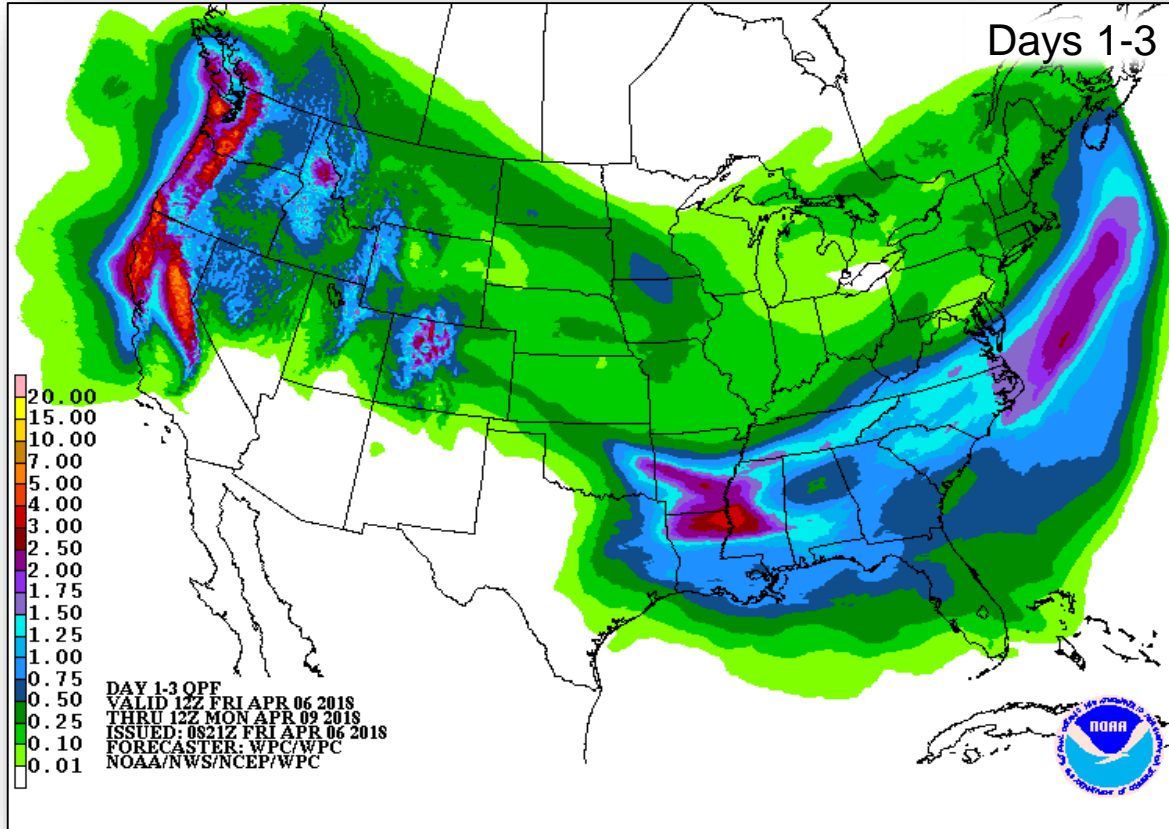


Forecast Ice Accumulation

Precipitation Forecast



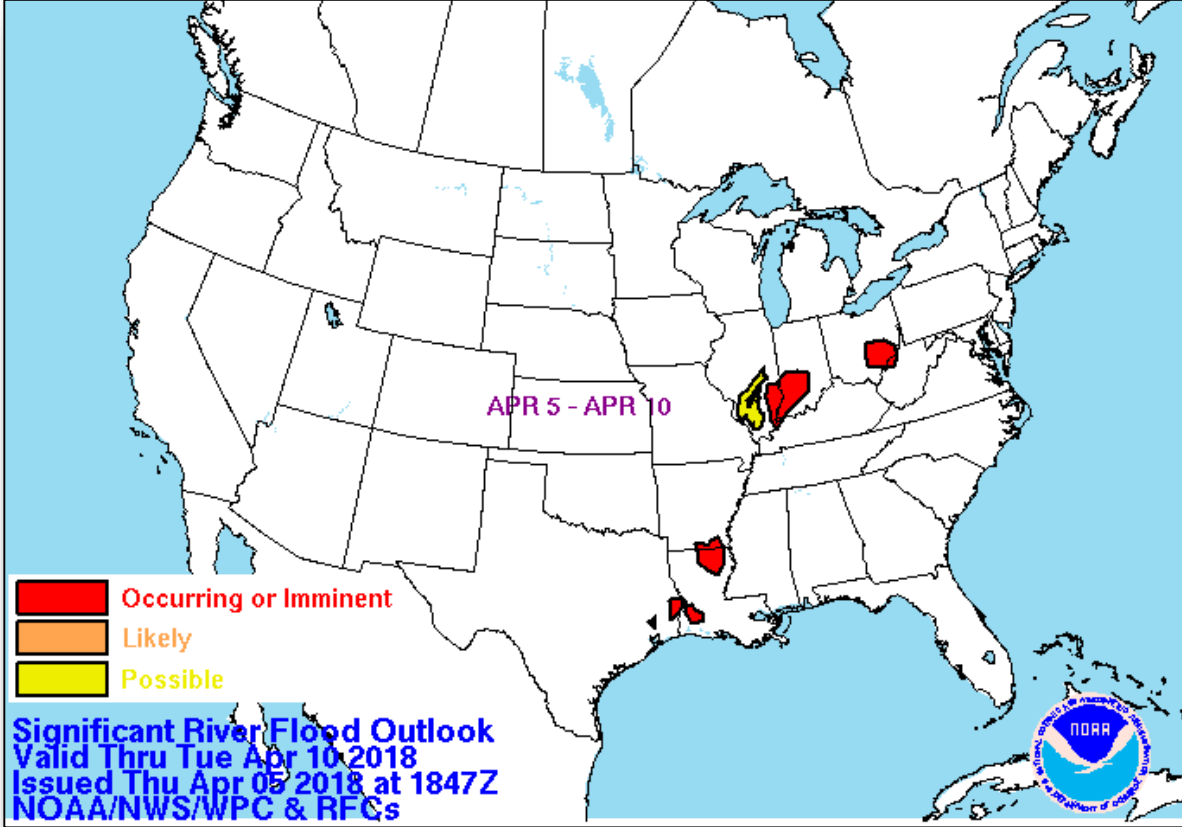
FEMA



Significant River Flood Outlook



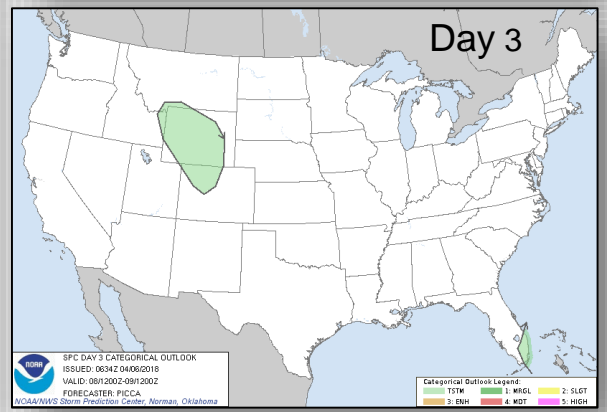
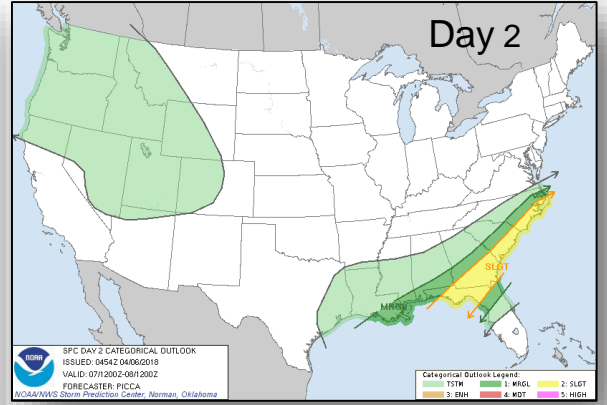
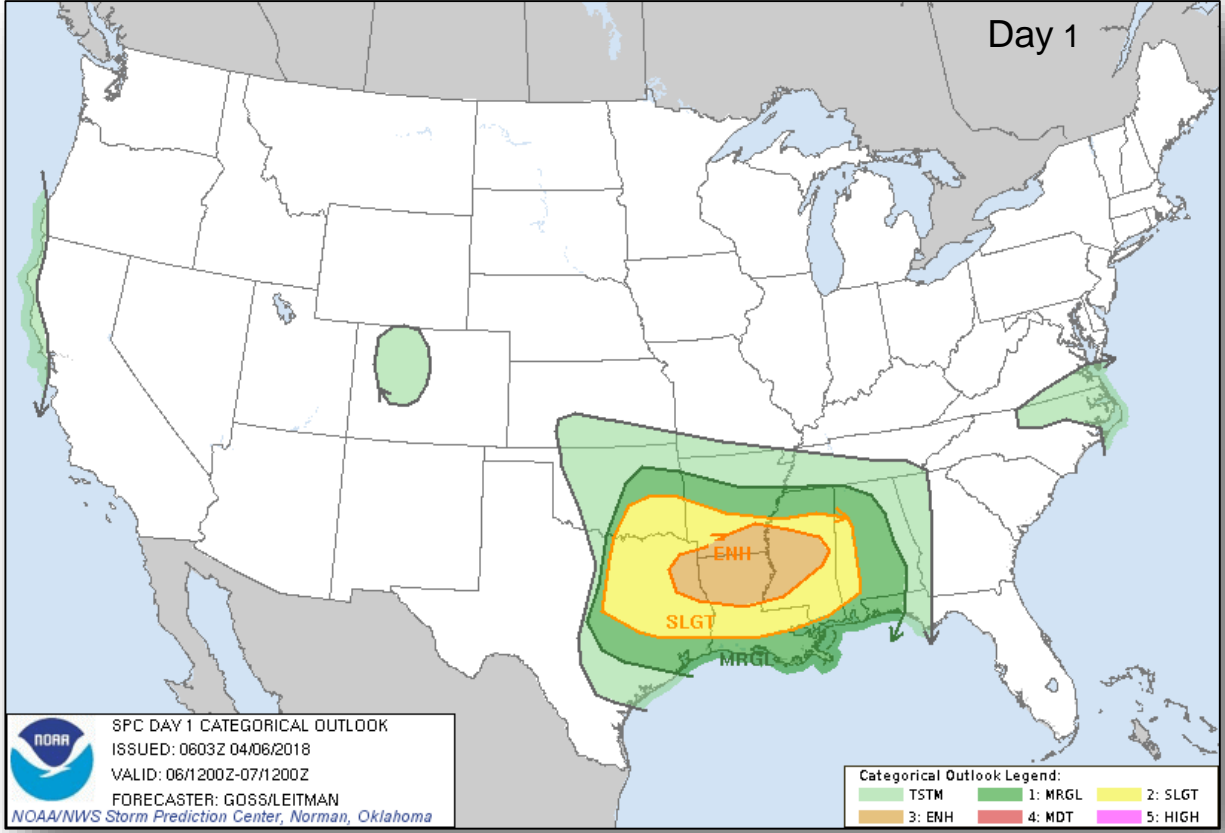
FEMA



Severe Weather Outlook



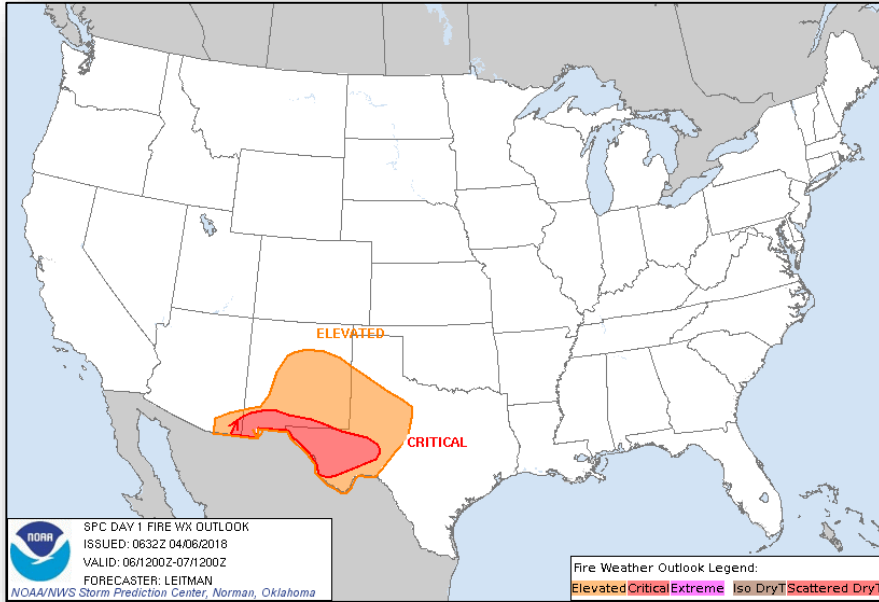
FEMA



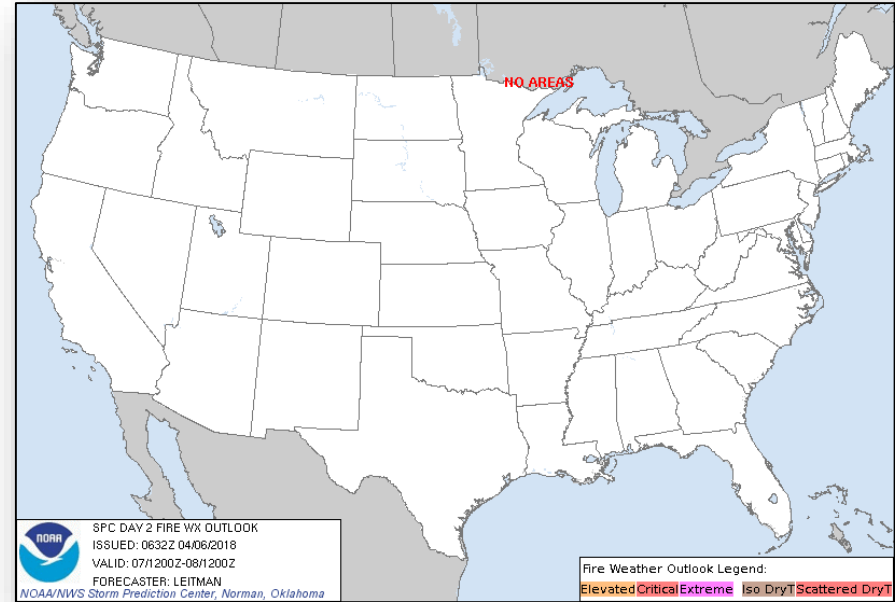
Fire Weather Outlook



FEMA



Today

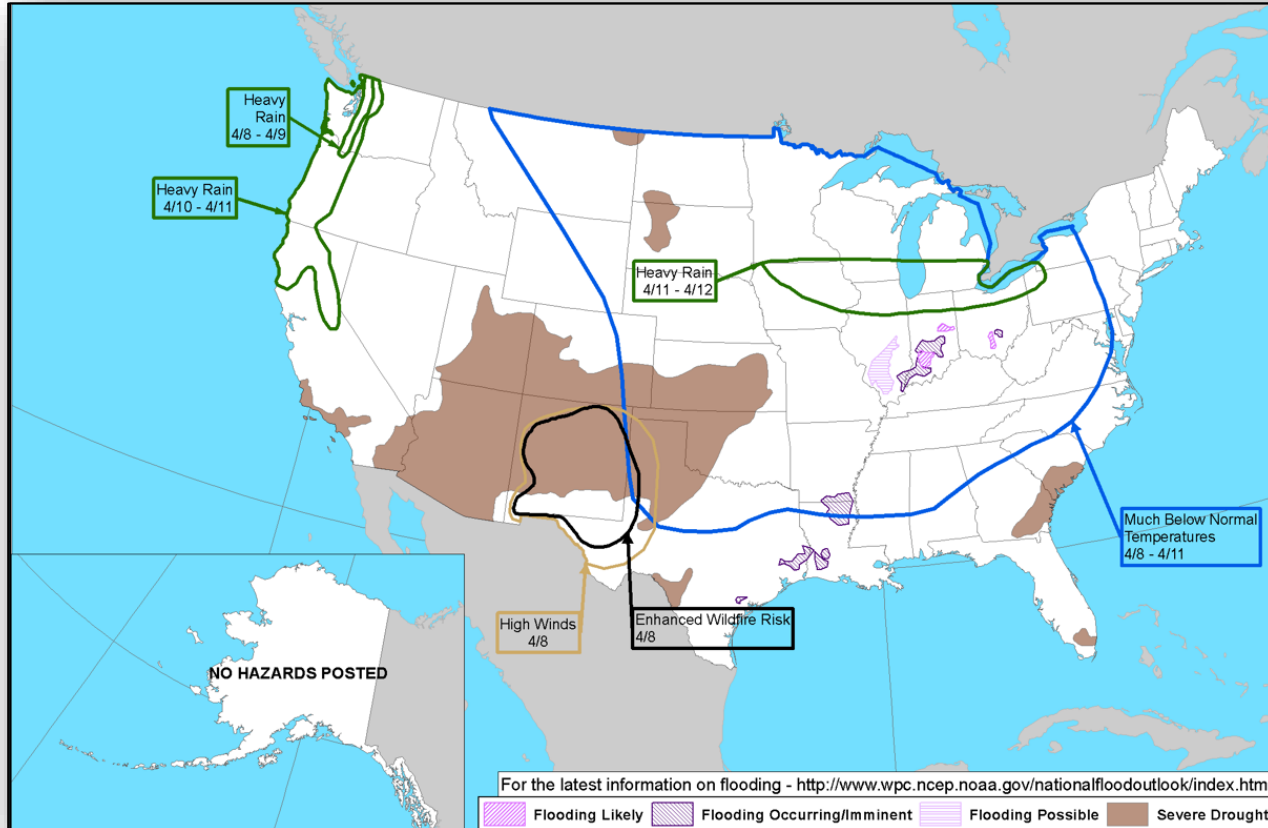


Tomorrow

Hazards Outlook – Apr 8-12



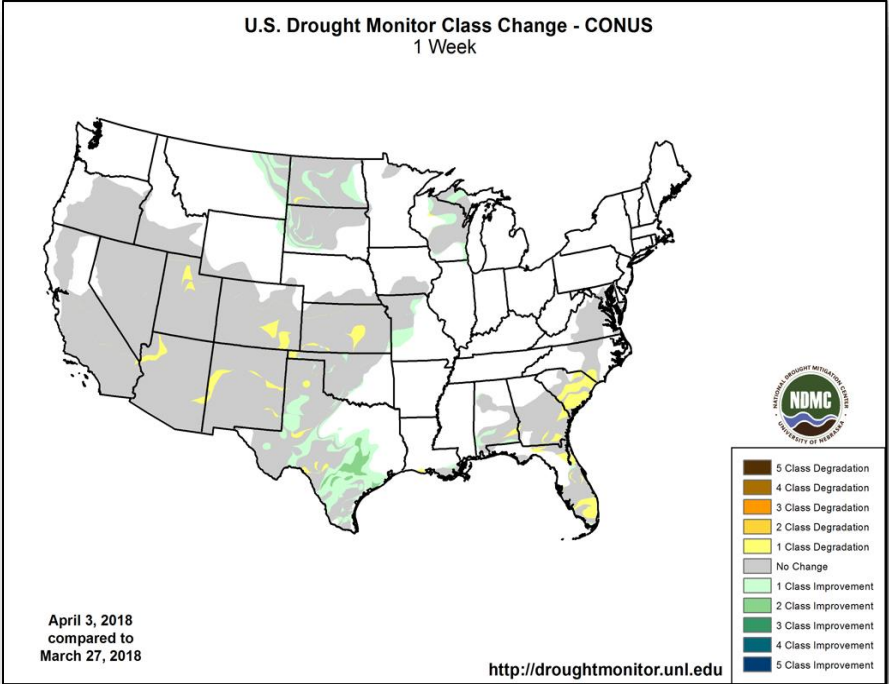
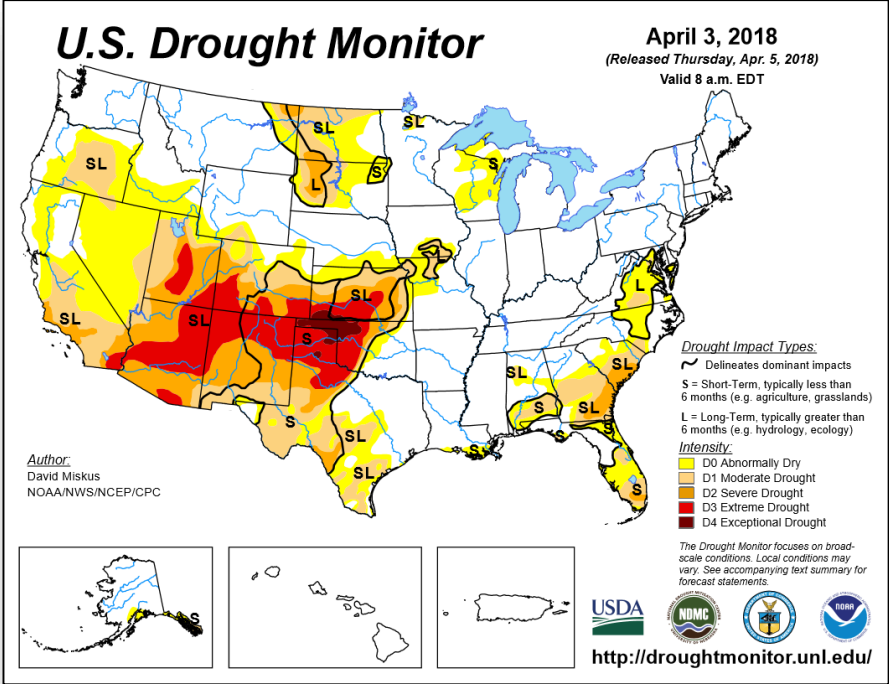
FEMA



U.S. Drought Monitor



FEMA



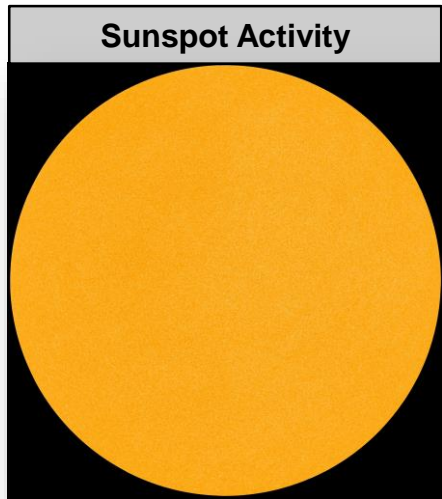

Space Weather



FEMA

	Space Weather Activity	Geomagnetic Storms	Solar Radiation	Radio Blackouts
Past 24 Hours	None	None	None	None
Next 24 Hours	None	None	None	None

For further information on NOAA Space Weather Scales refer to: <http://www.swpc.noaa.gov/noaa-scales-explanation>



Joint Preliminary Damage Assessments



FEMA

Region	State / Location	Event	IA / PA	Number of Counties		Start – End
				Requested	Completed	
I	MA	Nor'easter March 2-4, 2018	IA	7	7	3/12 – 3/20
			PA	9	3	3/15 – TBD
	NH	Snow March 13-14, 2018	IA	0	0	N/A
			PA	3	0	3/29 – TBD
IV	AL	Severe Storms and Flooding March 19, 2018 – Continuing	IA	3	0	4/5 – TBD
			PA	4	0	4/5 – TBD
V	IN	Flooding February 14 – March 4, 2018	IA	9	9	3/19 – 4/4
			PA	36	35	3/26 – TBD

Disaster Requests & Declarations



FEMA

Declaration Requests in Process					Requests APPROVED (since last report)	Requests DENIED (since last report)
6	IA	PA	HM	Date Requested	0	0
AK – DR Severe Storm		X	X	January 25, 2018		
MT – (Appeal) Wildfires		X	X	January 26, 2018		
KY – DR Severe Storm, Flooding, Landslides, & Mudslides		X	X	March 8, 2018		
WV – DR Severe Storm, Flooding, Landslides, & Mudslides		X	X	March 16, 2018		
OH – DR Severe Storms, Tornadoes, Flooding, & Landslides		X	X	March 26, 2018		
ME – DR Severe Storms & Flooding		X	X	March 30, 2018		

Readiness – Deployable Teams and Assets



FEMA

Resource	Force Strength	Available	Deployed	Other	Cadres with 25% or Less Availability	
Total Workforce	12,169 ▲	3,970 ▲ 33%	4,582 ▼	3,617	ADR 10% (5/50); DI 24% (23/97); EHP 6% (22/353); ER 21% (9/42); FL 21% (33/158) HM 24% (237/998); NDRS 25% (63/257); PA 13% (251/1,921); SAF 15% (9/59); SEC 8% (9/108)	
National IMATs* (3 Teams)	East 1: East 2: West:	B-48 Charlie B-2				
Regional IMATs (> 6 Teams)	Assigned: Available: PMC / NMC: Deployed:	13 7 2 (-1) 4 (+1)				
US&R (> 66%)	Assigned: Available: PMC / NMC: Deployed:	28 28 0 0				
MERS (> 66%)	Assigned: Available: NMC: Deployed:	36 34 0 2				
FCO (= 2 Type I)	Assigned: Available: PMC / NMC: Deployed:	35 5 8 22				
FDRC (≥ 3)	Assigned: Available: PMC / NMC: Deployed:	14 3 1 10				

* B-2 Status: Assemble ≤ 2-hrs, On Site ≤ 18-hrs; B-48 Status: Assemble and deploy ≤ 48hrs; Charlie Status: No team assemble time requirement

FEMA Readiness – Activation Teams



FEMA

Resource	Status	Total	Status	Activated Team	Activation Level	Activation Times	Reason / Comments
NWC		5	Steady State				
NRCC		2	Available				
HLT		1	Available				
RWCs/MOCs		10	Steady State				
RRCCs		10	Available				

Backup Regions: [V](#), [IV](#), and [III](#)



FEMA

FEMA's mission is helping people before, during, and after disasters.