



# **FEMA**

## **Daily Operations Briefing**

**Tuesday, April 3, 2018**

**8:30 a.m. EDT**

# Significant Activity – April 2-3



FEMA

**Significant Events:** None

**Tropical Activity:** No significant activity

**Significant Weather:**

- Enhanced Risk of Severe Weather – Lower Mississippi Valley to the Ohio Valley
- Flash Flooding possible – Ohio Valley
- Freezing Rain – Great Lakes to the Northeast
- Heavy Snow – Northern Plains to the Northeast
- Elevated to Critical Fire Weather – Southwest, Southern/Central Rockies, and Central/Southern Plains
- Red Flag Warnings – TX, OK, KS, and CO
- Space Weather:
  - Past 24 hours: None
  - Next 24 hours: None

**Earthquake Activity:** No significant activity

**Declaration Activity:** None

# National Weather Forecast



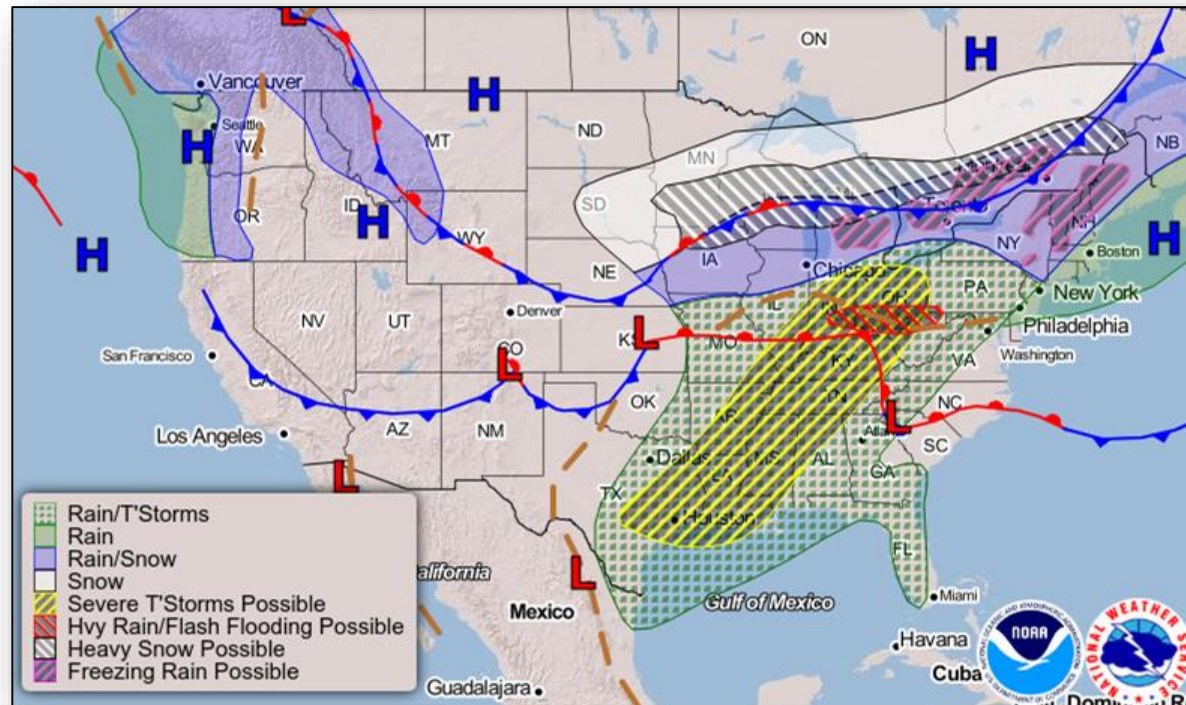
FEMA

## Northwest:

- Coastal rain and some rain/snow inland across the mountains

## Central and East:

- Strong springtime storm developing today
- Severe storms possible Gulf Coast to Ohio Valley with stripe of heavy snow and spots icing from Upper Mississippi Valley east to interior New England



Today



# National Weather Forecast



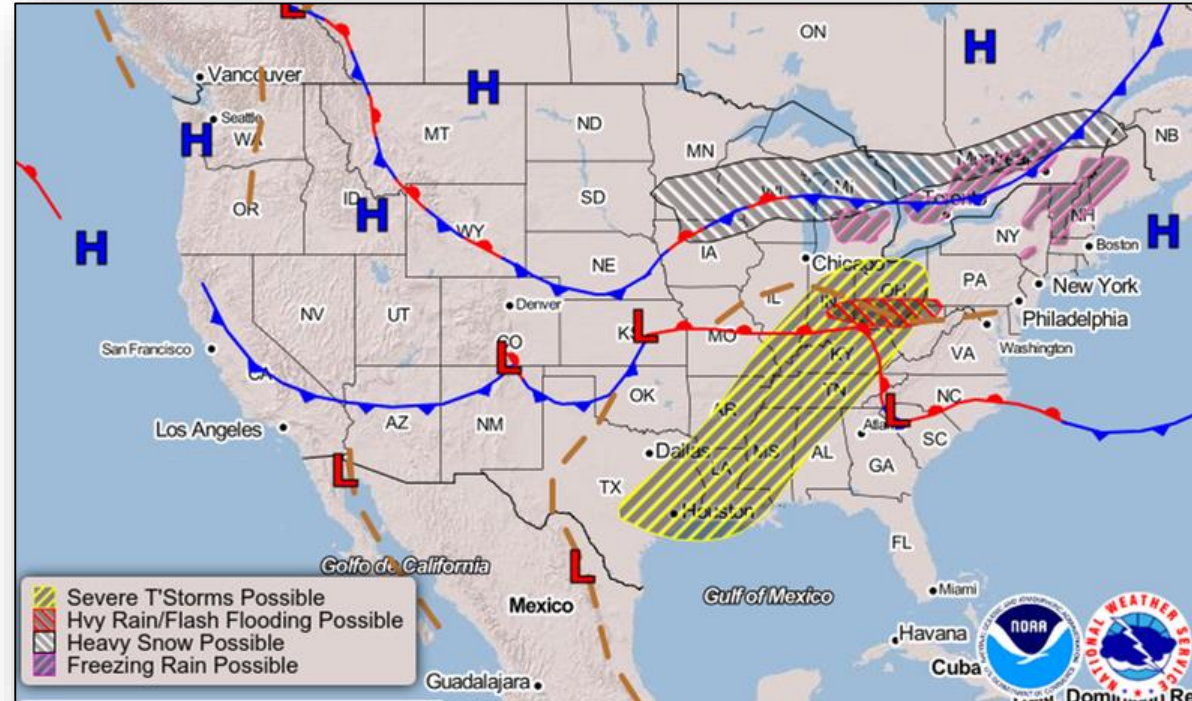
FEMA

## Northwest:

- Coastal rain and some rain/snow inland across the mountains

## Central and East Hazards Only:

- Severe storms possible Gulf Coast to Ohio Valley with stripe of heavy snow and spots of icing from Upper Mississippi Valley east to interior New England
- Small area of Flash Flood Risk across parts of the Ohio Valley



Today



# National Weather Forecast



FEMA

## Northwest and Northern Rockies:

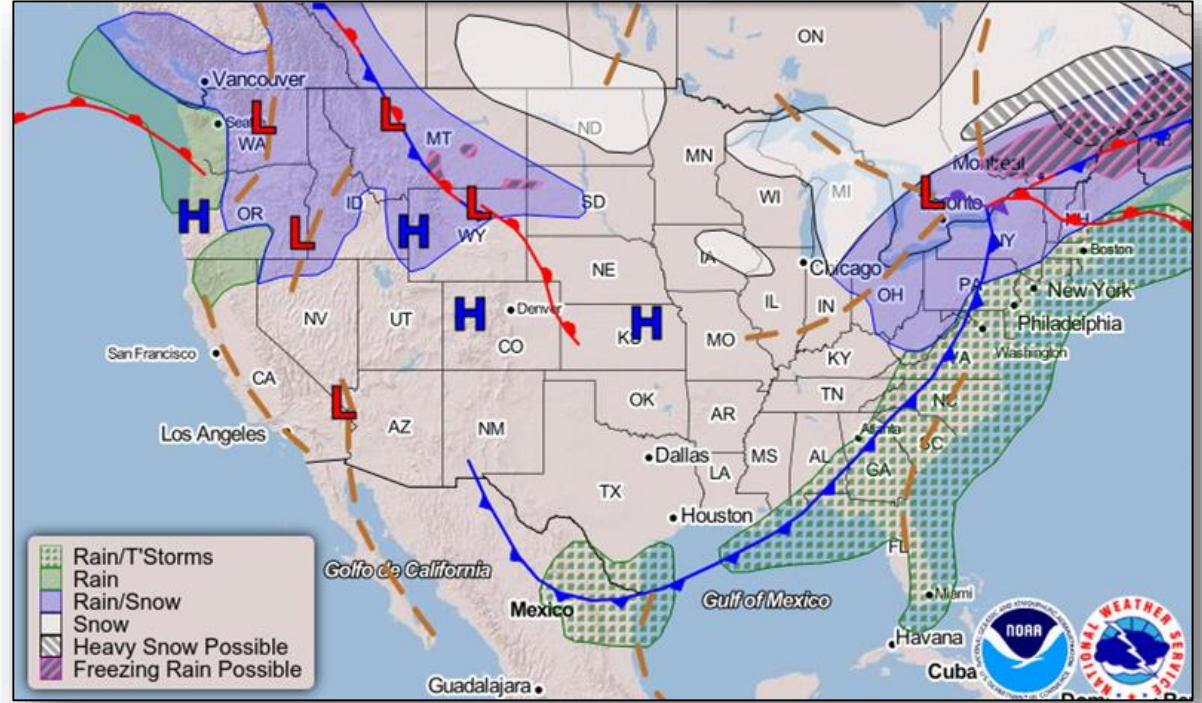
- Coastal rain and some rain/snow inland across the mountains

## Northeast Hazards:

- Freezing rain northern Maine

## East/Southeast:

- Mostly light rain/snow Eastern Great Lakes to interior New England
- Rain and thunderstorms elsewhere



**Tomorrow**



# National Weather Forecast



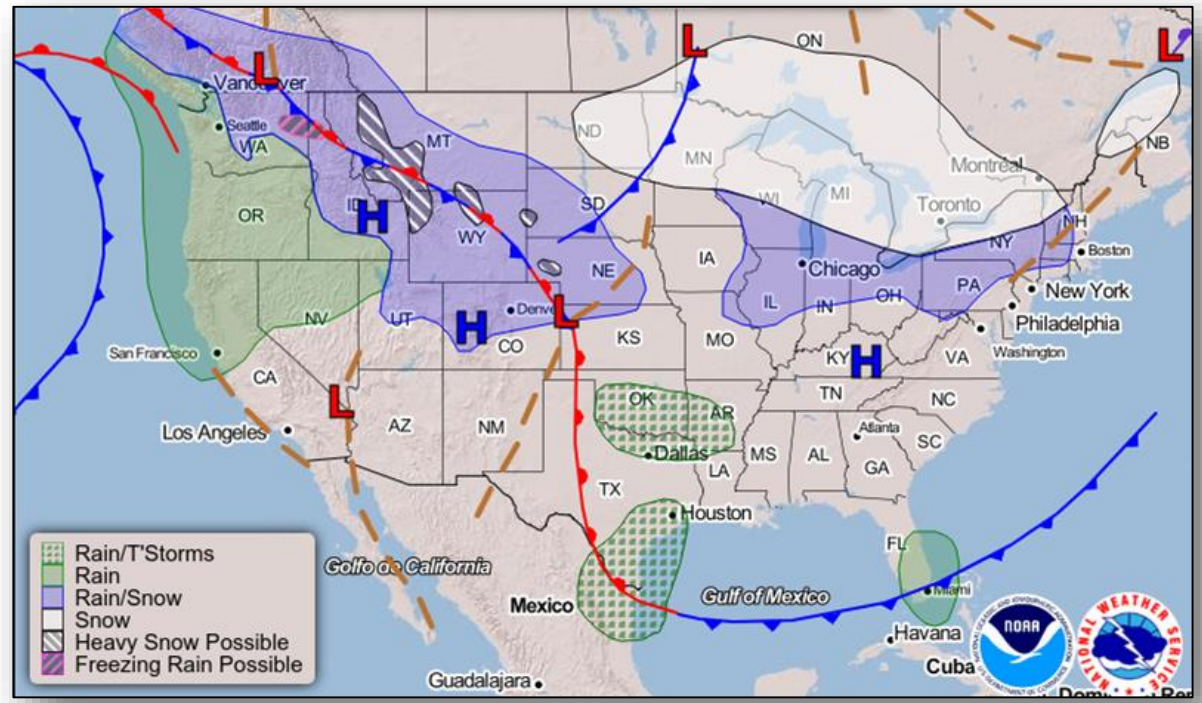
FEMA

## Northwest and Rockies:

- Heavy snow and isolated areas of freezing rain possible from interior Northwest across the Northern Rockies
- Coastal rain and some rain/snow inland across the mountains

## East:

- Colder weather developing across much of the eastern third of the U.S.
- Light rain and snow across portions of the Great Lakes and Midwest



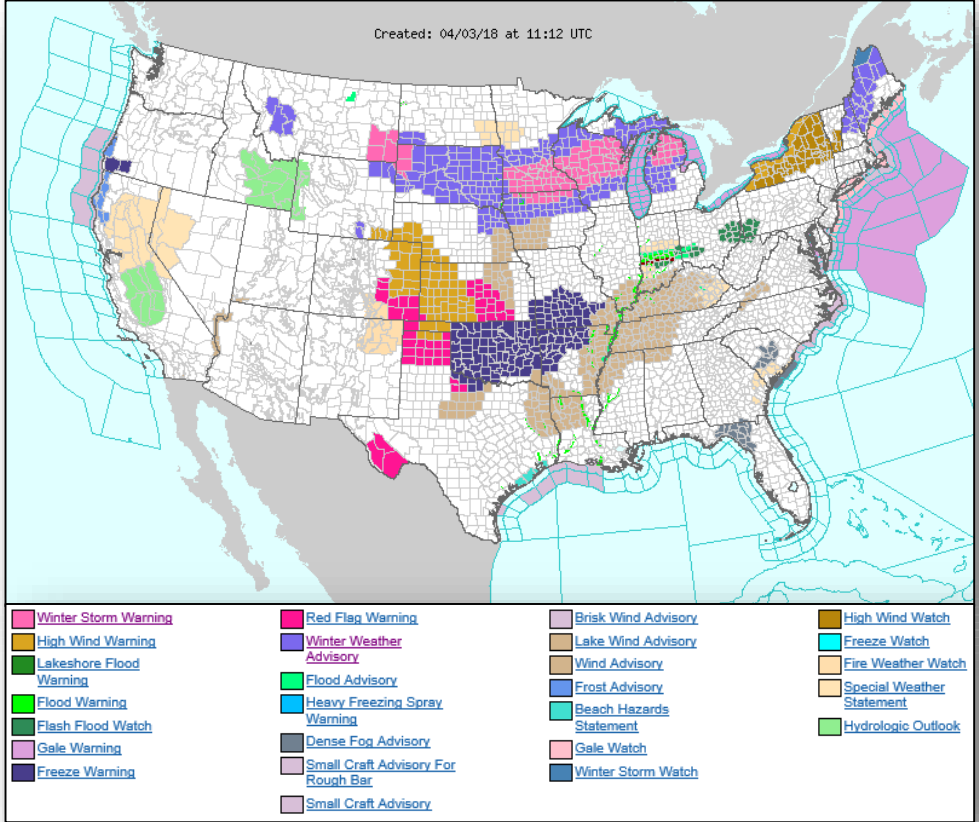
Thursday



# Active Watches and Warnings



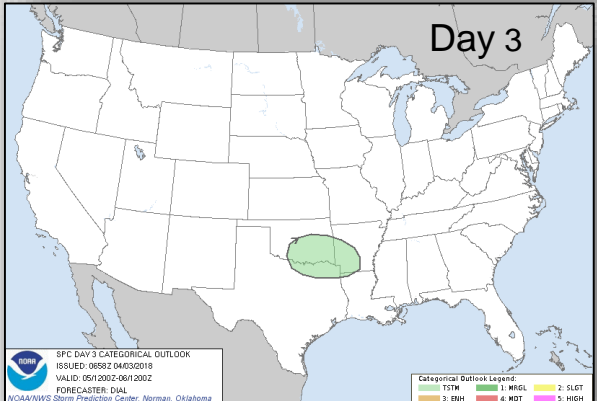
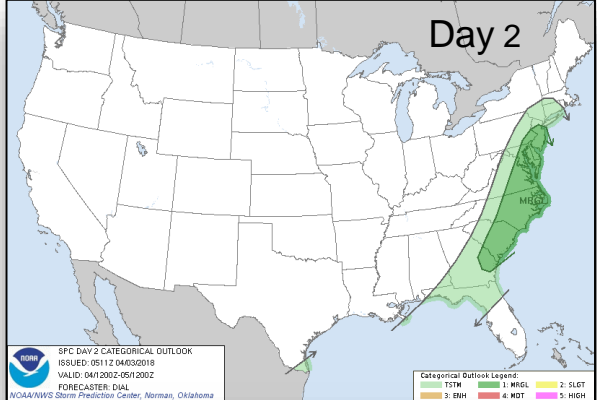
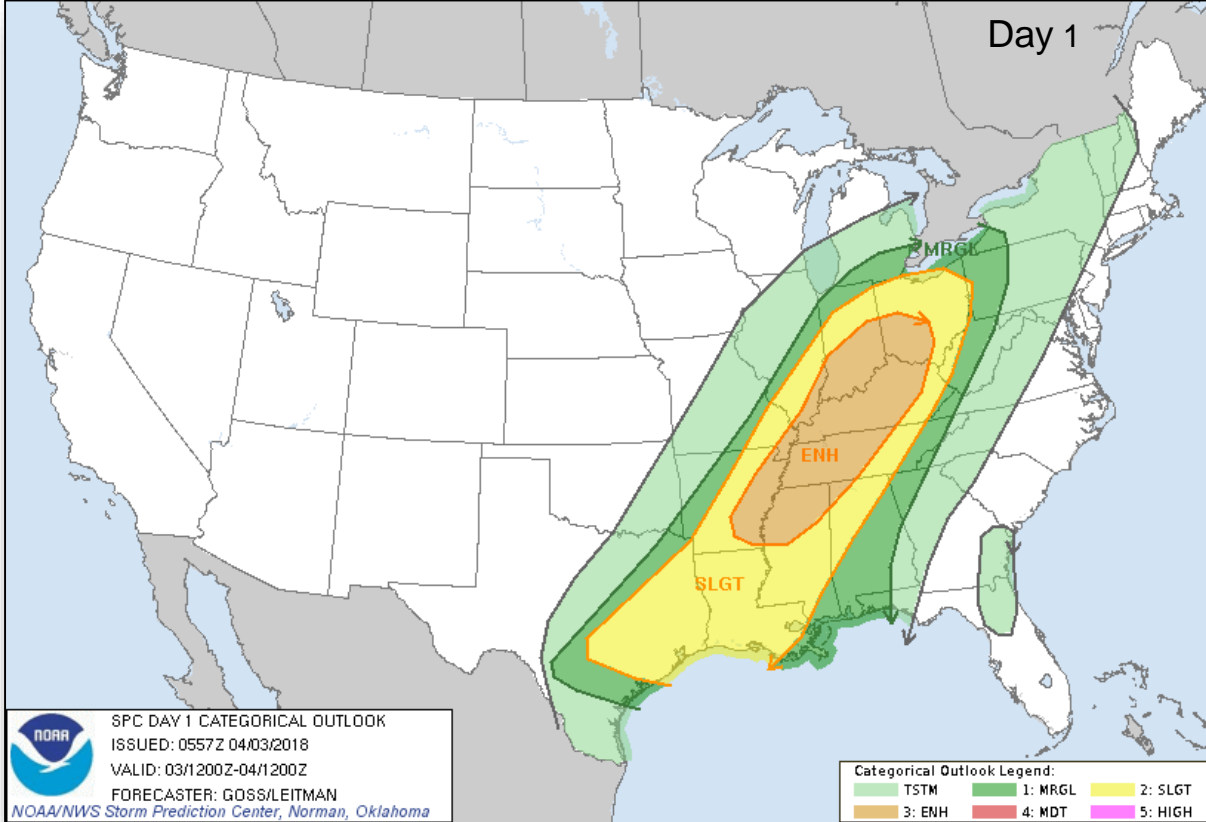
FEMA



# Severe Weather Outlook



FEMA

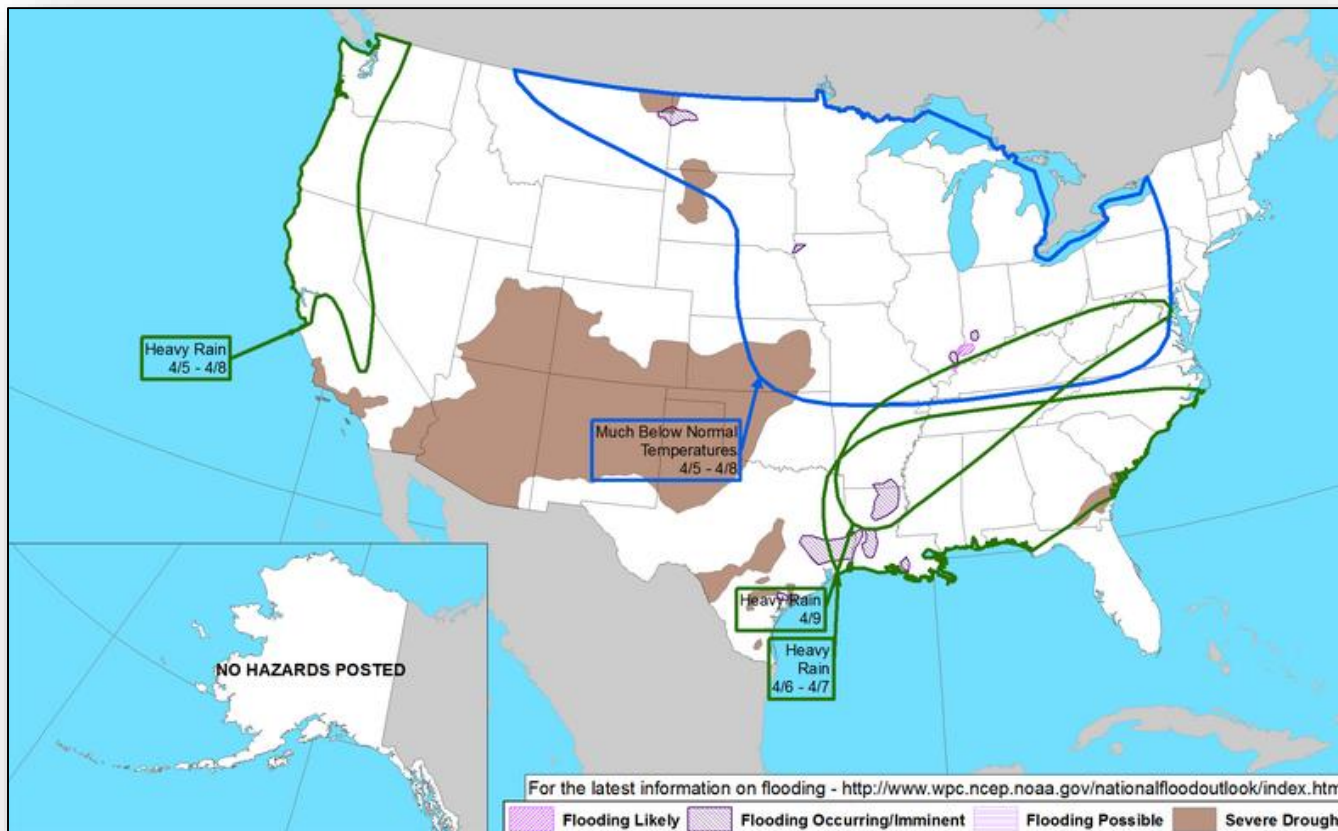




# Hazards Outlook – Apr 5-9



FEMA



# Joint Preliminary Damage Assessments



FEMA

| Region | State / Location | Event   | IA / PA | Number of Counties    |           | Start – End |     |
|--------|------------------|---|---------|-----------------------|-----------|-------------|-----|
|        |                  |   |         | Requested             | Completed |             |     |
| I      | MA               | Nor'easter<br>March 2-4, 2018                 | IA      | 7                     | 7         | 3/12 – 3/20 |     |
|        |                  |   | PA      | 9                     | 3         | 3/15 – TBD  |     |
|        | NH               | Coastal Storm and Flooding<br>March 2-3, 2018 | IA      | 0                     | 0         | N/A         |     |
|        |                  |   | PA      | 1                     | 0         | 3/22 – TBD  |     |
|        |                  |   | IA      | Snow<br>March 8, 2018 | 0         | 0           | N/A |
|        |                  |   |         |                       | PA        | 3           | 0   |
|        | ME               | Severe Storm<br>March 2-4, 2018               | IA      | 0                     | 0         | N/A         |     |
|        |                  |   | PA      | 1                     | 0         | 3/21 – TBD  |     |
| V      | IN               | Flooding<br>February 14 – March 4, 2018       | IA      | 9                     | 7         | 3/19 – TBD  |     |
|        |                  |   | PA      | 36                    | 20        | 3/26 – TBD  |     |

# Disaster Requests & Declarations



FEMA

| Declaration Requests in Process                          |    |    |    |                  | Requests APPROVED<br>(since last report) | Requests DENIED<br>(since last report) |
|--|----|----|----|------------------|--|--|
| 5  | IA | PA | HM | Date Requested   | 0  | 0                                      |
| AK – DR Severe Storm                                     |    | X  | X  | January 25, 2018 |  |  |
| MT – (Appeal) Wildfires                                  |    | X  | X  | January 26, 2018 |  |  |
| KY – DR Severe Storm, Flooding, Landslides, & Mudslides  |    | X  | X  | March 8, 2018    |  |  |
| WV – DR Severe Storm, Flooding, Landslides, & Mudslides  |    | X  | X  | March 16, 2018   |  |  |
| OH – DR Severe Storms, Tornadoes, Flooding, & Landslides |    | X  | X  | March 26, 2018   |  |  |

# Readiness – Deployable Teams and Assets



| Resource                             | Force Strength                                     | Available                                   | Deployed | Other | Cadres with 25% or Less Availability  |  |
|--------------------------------------|--|---|----------|-------|---|--|
| <b>Total Workforce</b>               | 12,147 ▲   | 4,042 ▼ 33%                                 | 4,468 ▼  | 3,637 | ADR 12% (6/50); DI 24% (23/97); EHP 9% (30/350); ER 19% (8/42); HM 24% (239/996); PA 14% (278/1,924); SAF 17% (10/59); SEC 14% (14/107) |  |
| <b>National IMATs*</b><br>(3 Teams)  | East 1:<br>East 2:<br>West:                        | <b>B-48</b><br><b>Charlie</b><br><b>B-2</b> |          |       |   |  |
| <b>Regional IMATs</b><br>(> 6 Teams) | Assigned:<br>Available:<br>PMC / NMC:<br>Deployed: | 13<br>7<br>3<br>3                           |          |       |   |  |
| <b>US&amp;R</b><br>(> 66%)           | Assigned:<br>Available:<br>PMC / NMC:<br>Deployed: | 28<br>28<br>0<br>0                          |          |       |   |  |
| <b>MERS</b><br>(> 66%)               | Assigned:<br>Available:<br>NMC:<br>Deployed:       | 36<br>34<br>0<br>2                          |          |       |   |  |
| <b>FCO</b><br>(≤ 1 Type I)           | Assigned:<br>Available:<br>PMC / NMC:<br>Deployed: | 35<br>4<br>7<br>24                          |          |       |   |  |
| <b>FDRC</b><br>(≥ 3)                 | Assigned:<br>Available:<br>PMC / NMC:<br>Deployed: | 14<br>3 (-1)<br>1<br>10 (+1)                |          |       |   |  |

\* B-2 Status: Assemble ≤ 2-hrs, On Site ≤ 18-hrs; B-48 Status: Assemble and deploy ≤ 48hrs; Charlie Status: No team assemble time requirement

# FEMA Readiness – Activation Teams



**FEMA**

| Resource  | Status | Total | Status       | Activated Team | Activation Level | Activation Times | Reason / Comments |
|-----------|--------|-------|--------------|----------------|------------------|------------------|-------------------|
| NWC       |        | 5     | Steady State |                |                  |                  |                   |
| NRCC      |        | 2     | Available    |                |                  |                  |                   |
| HLT       |        | 1     | Available    |                |                  |                  |                   |
| RWCs/MOCs |        | 10    | Steady State |                |                  |                  |                   |
| RRCCs     |        | 10    | Available    |                |                  |                  |                   |

Backup Regions: V, VIII, & IV



# FEMA

**FEMA's mission is helping people before, during, and after disasters.**