



FEMA

Daily Operations Briefing

Sunday, April 1, 2018

8:30 a.m. EDT

Significant Activity – Mar 31-April 1



FEMA

Significant Events: None

Tropical Activity: None

Significant Weather:

- Freezing Rain – Central Plains to Ohio Valley
- Elevated Fire Weather conditions for portions of Southwest, Southern Rockies and Southern Plains
- Space Weather:
 - Past 24 hours: None
 - Next 24 hours: None

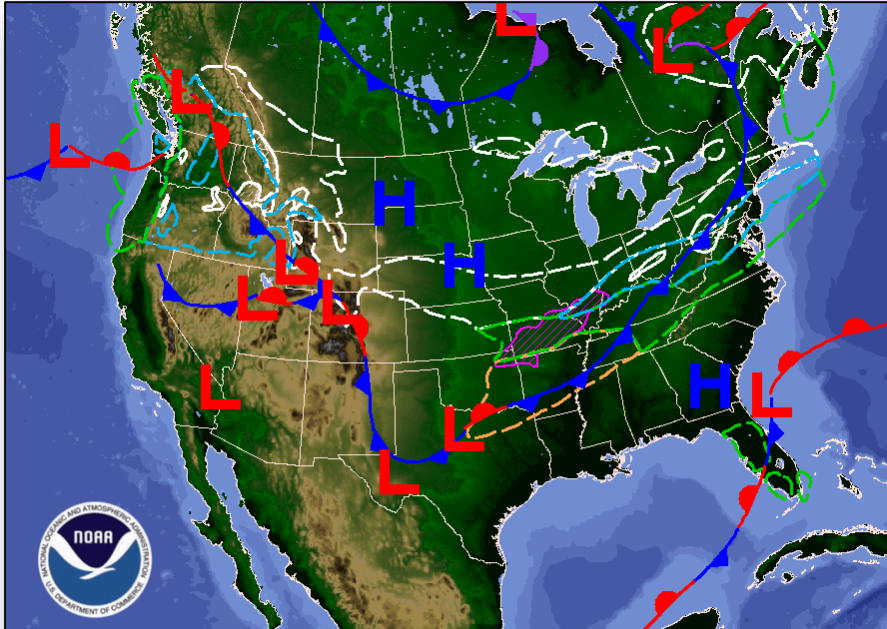
Earthquake Activity: No significant activity

Declaration Activity: None

National Weather Forecast



FEMA

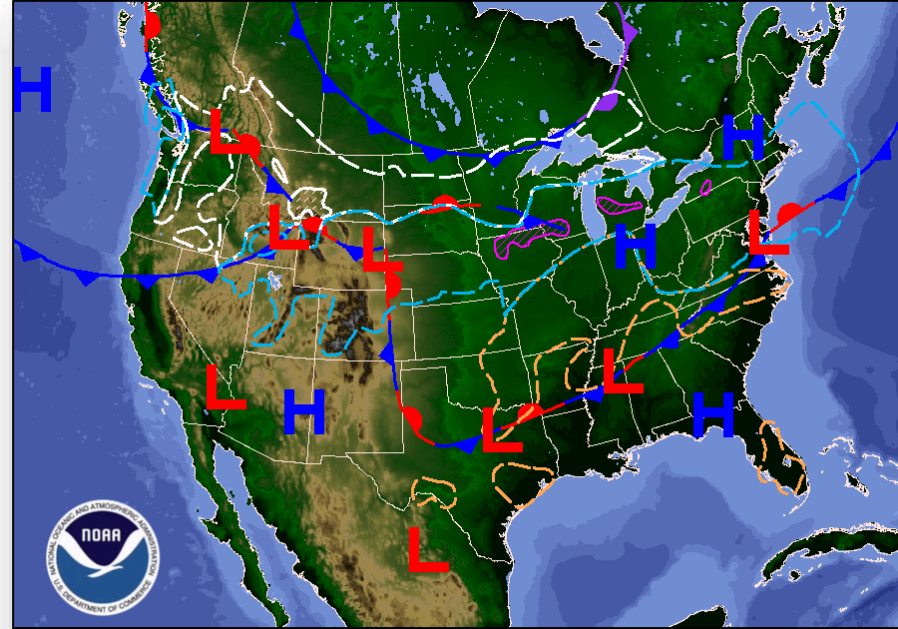


Day 1 National Forecast Chart

Valid Sun, Apr 01, 2018, issued 4:40 AM EDT
DOC/NOAA/NWS/NCEP/Weather Prediction Center
Prepared by Gallina with WPC/SPC/NHC forecasts

- Rain
- Rain and T'Storms
- Rain and Snow
- Snow
- Flash Flooding Possible (hatched)
- Severe T'Storms Possible (hatched)
- Freezing Rain Possible (hatched)
- Heavy Snow Possible (hatched)

Today



Day 2 National Forecast Chart

Valid Mon, Apr 02, 2018, issued 4:10 AM EDT Sun, Apr 01, 2018
DOC/NOAA/NWS/NCEP/Weather Prediction Center
Prepared by Gallina with WPC/SPC/NHC forecasts

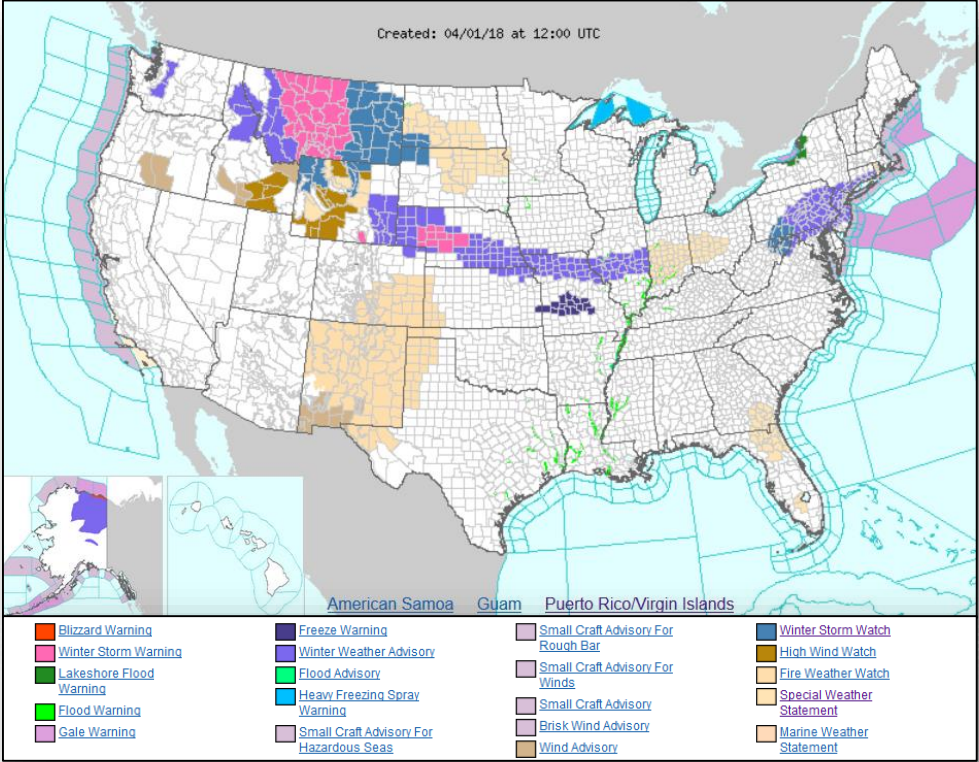
- Rain
- Rain and T'Storms
- Rain and Snow
- Snow
- Flash Flooding Possible (hatched)
- Severe T'Storms Possible (hatched)
- Freezing Rain Possible (hatched)
- Heavy Snow Possible (hatched)

Tomorrow

Active Watches and Warnings



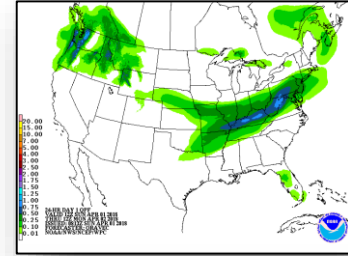
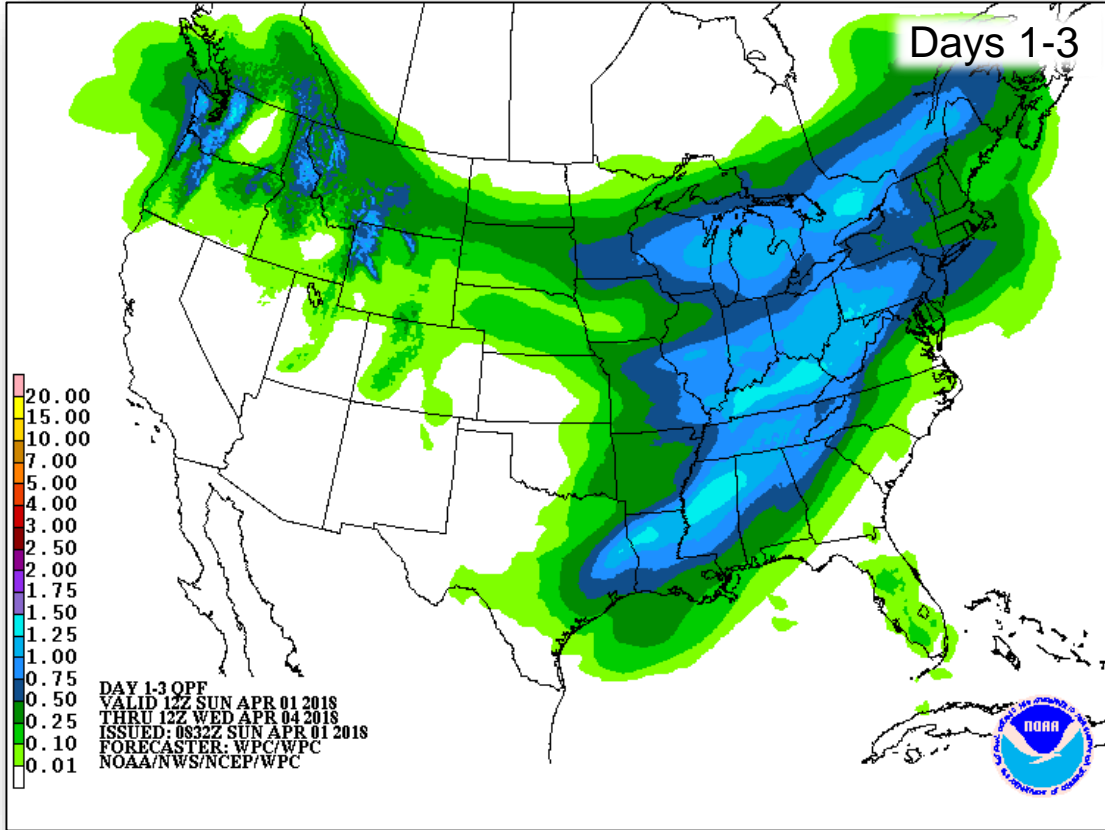
FEMA



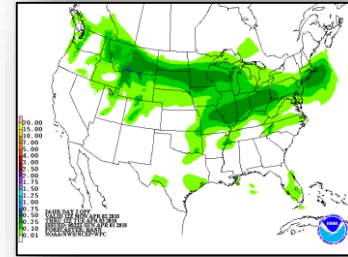
Precipitation Forecast



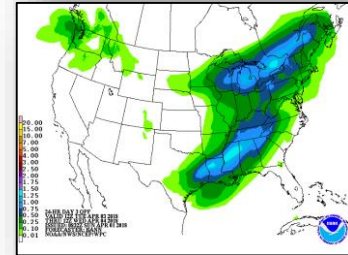
FEMA



Day 1



Day 2

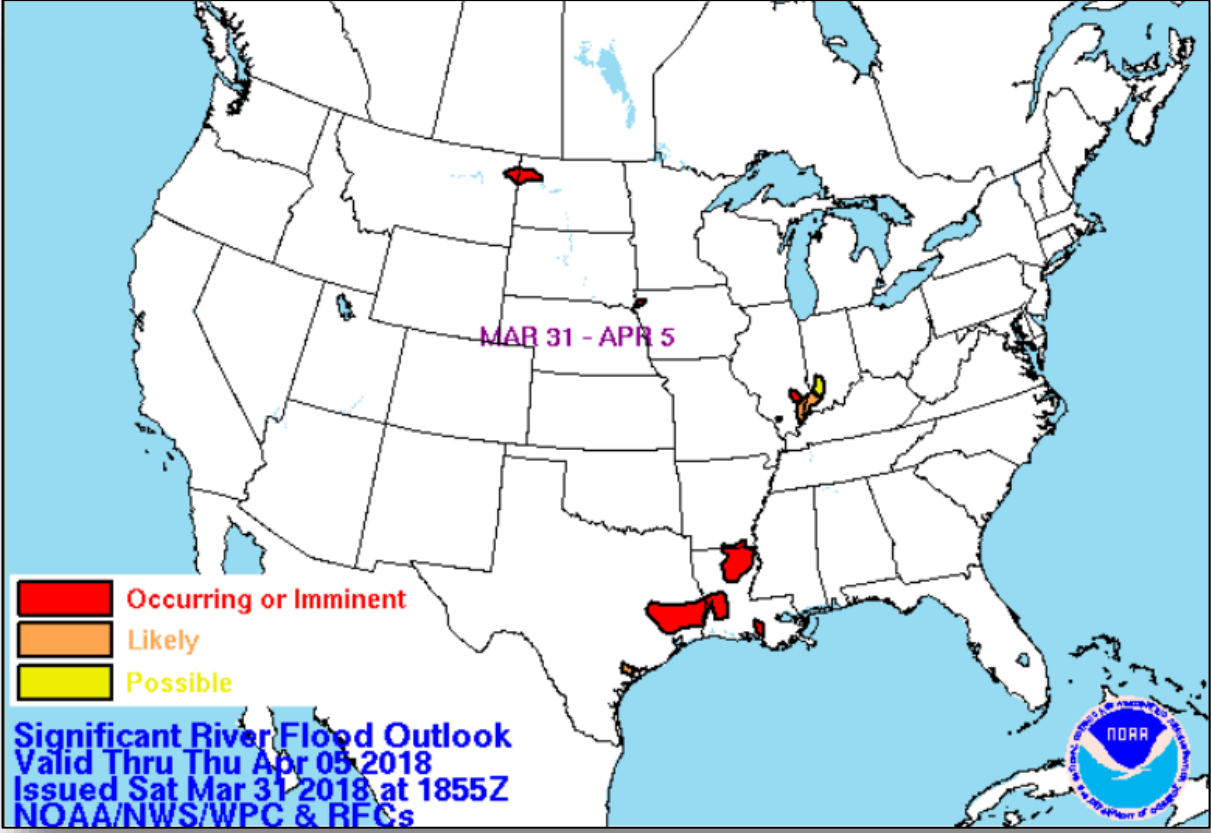


Day 3

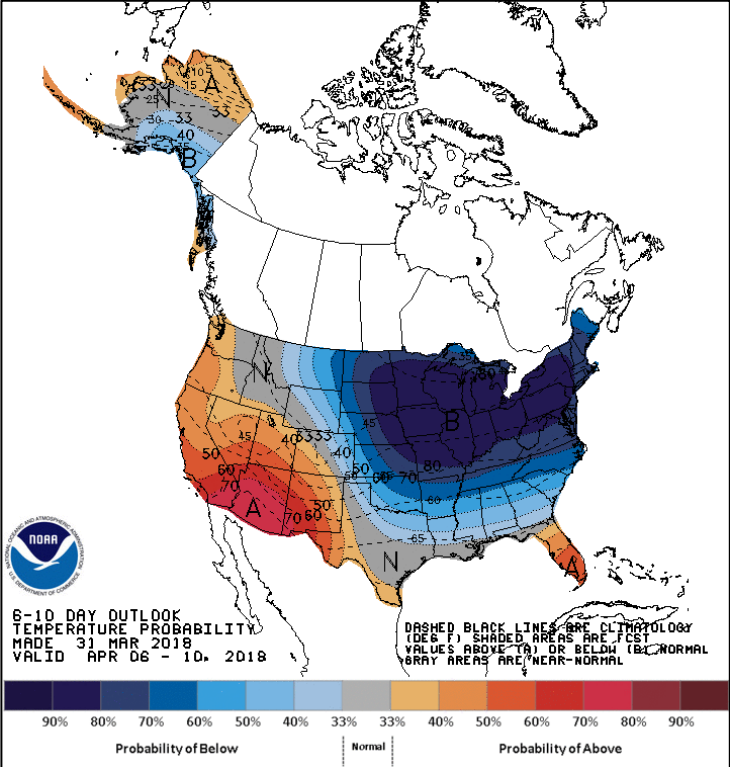
Significant River Flood Outlook



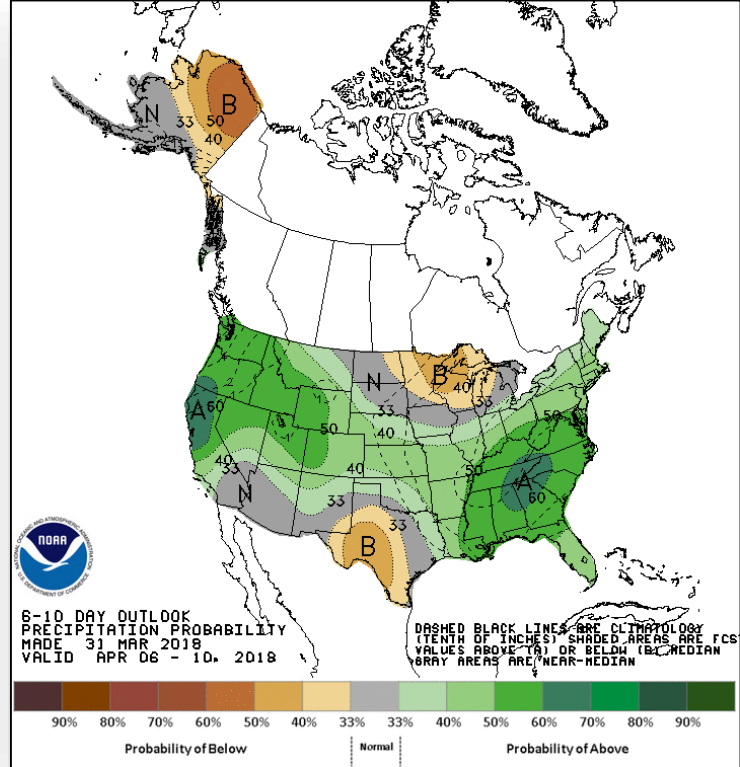
FEMA



6-10 Day Outlooks



6-10 Day Temperature Probability



6-10 Day Precipitation Probability

Joint Preliminary Damage Assessments



FEMA

Region	State / Location	Event	IA / PA	Number of Counties		Start – End
				Requested	Completed	
I	MA	Nor'easter March 2-4, 2018	IA	7	7	3/12 – 3/20
			PA	9	3	3/15 – TBD
	NH	Coastal Storm and Flooding March 2-3, 2018	IA	0	0	N/A
			PA	1	0	3/22 – TBD
		Snow March 8, 2018	IA	0	0	N/A
			PA	3	0	3/29 – TBD
	ME	Severe Storm March 2-4, 2018	IA	0	0	N/A
			PA	1	0	3/21 – TBD
IV	KY	Flooding February 21, 2018	IA	6	6	3/19 – 3/26
			PA	34	34	3/19 – 3/31
V	IN	Flooding February 14 – March 4, 2018	IA	9	7	3/19 – TBD
			PA	36	20	3/26 – TBD

Disaster Requests & Declarations



FEMA

Declaration Requests in Process					Requests APPROVED (since last report)	Requests DENIED (since last report)
5	IA	PA	HM	Date Requested	0	0
AK – DR Severe Storm		X	X	January 25, 2018		
MT – (Appeal) Wildfires		X	X	January 26, 2018		
KY – DR Severe Storm, Flooding, Landslides & Mudslides		X	X	March 8, 2018		
WV – DR Severe Storm, Flooding, Landslides & Mudslides		X	X	March 16, 2018		
OH – DR Severe Storms, Tornadoes, Flooding and Landslides		X	X	March 26, 2018		

Readiness – Deployable Teams and Assets



Resource	Force Strength	Available	Deployed	Other	Cadres with 25% or Less Availability	
Total Workforce	12,146 ▼	4,052 ▲ 33%	4,509 ▼	3,585	ADR 24% (12/50); DI 24% (23/98); EHP 9% (31/350); ER 20% (8/41); HM 24% (235/996); PA 14% (276/1,924); SAF 20% (12/59); SEC 18% (19/107)	
National IMATs* (3 Teams)	East 1: East 2: West:	B-48 Charlie B-2				
Regional IMATs (> 6 Teams)	Assigned: Available: PMC / NMC: Deployed:	13 7 3 3				
US&R (> 66%)	Assigned: Available: PMC / NMC: Deployed:	28 28 0 0				
MERS (> 66%)	Assigned: Available: NMC: Deployed:	36 35 0 1				
FCO (≤ 1 Type I)	Assigned: Available: PMC / NMC: Deployed:	35 4 7 24				
FDRC (≥ 3)	Assigned: Available: PMC / NMC: Deployed:	14 4 1 9				
		<p>4351-DR-AK VFO: Anchorage, AK 4342-DR-ID VFO: Bothell, WA FCO: Thomas J. Dargan</p> <p>4344-DR-CA* 4353-DR-CA JFO: Sacramento, CA FCO: William Roche *R-IX IMAT-1 (JFO) R-IX LNO (SEOC)</p> <p>4357-DR-AS JFO: Tafuna, AS FCO: Benigno Bern Ruiz R-IX IMAT-2 MERS: Bothell</p> <p>4325-DR-NE FCO: DuWayne W. Tewes 4334-DR-IA FCO: Keith D. DuPont 4317-DR-MO 4319-DR-KS 4347-DR-KS VFO: Kansas City, MO FCO: C. Johnson-Cage</p> <p>4352-DR-Pueblo of Acoma VFO: Denton, TX FCO: Gerard M. Stolar</p> <p>4332-DR-TX JFO: Austin, TX FCO: Kevin L. Hannes</p> <p>4343-DR-LA 4277-DR-LA 3392-EM-LA JFO: Baton Rouge, LA FCO: John E. Long LA Recovery Office Baton Rouge, LA Manager: M. Womack</p> <p>4336-DR-PR 4339-DR-PR JFO: Guaynabo, PR FCO: Michael F. Byrne MERS: Bothell, Denton, Denver, Frederick, Maynard</p> <p>4330-DR-VT 4316-DR-NH 4329-DR-NH VFO: Maynard, MA 4354-DR-ME* 4355-DR-NH* 4356-DR-VT JFO: Manchester, NH FCO: James N. Russo *R-I IMAT (Manchester, NH)</p> <p>4346-DR-SC 4349-DR-AL FCO: Warren J. Riley 4350-DR-MS FCO: Manny J. Toro VFO: Atlanta, GA</p> <p>4338-DR-GA JFO: Warner Robins, GA FCO: Thomas J. McCool</p> <p>3395-EM-FL 4337-DR-FL 4341-DR-STOF JFO: Orlando, FL FCO: Willie G. Nunn</p> <p>4335-DR-USVI 4340-DR-USVI JFO: St. Croix, USVI FCO: William L. Vogel</p>				
		<p>4348-DR-WI VFO: Chicago, IL FCO: Janet M. Odeshoo</p> <p>4348-DR-NY JFO: Albany, NY FCO: Seamus K. Leary</p>				
		<p>Field Offices ★ JFOs: 17 DRs: 32 EMs: 2 Deployed Teams (Location)</p>				
		<p>As of 3:00 a.m. EDT April 1, 2018</p>				

* B-2 Status: Assemble ≤ 2-hrs, On Site ≤ 18-hrs; B-48 Status: Assemble and deploy ≤ 48hrs; Charlie Status: No team assemble time requirement

FEMA Readiness – Activation Teams



FEMA

Resource	Status	Total	Status	Activated Team	Activation Level	Activation Times	Reason / Comments
NWC		5	Steady State				
NRCC		2	Available				
HLT		1	Available				
RWCs/MOCs		10	Steady State				
RRCCs		10	Available				

Backup Regions: VIII, V, & II



FEMA

FEMA's mission is helping people before, during, and after disasters.