



FEMA

Daily Operations Briefing

Thursday, March 29, 2018

8:30 a.m. EDT

Significant Activity – Mar 28-29



FEMA

Significant Events: None

Tropical Activity: Western Pacific – No activity affecting U.S. interests

Significant Weather:

- Severe Thunderstorms – Lower Mississippi Valley and portions of the Southeastern U.S
- Flash Flooding – Lower Mississippi Valley
- Elevated Fire Weather - None
- Space Weather: Past 24 hours: None; Next 24 hours: None

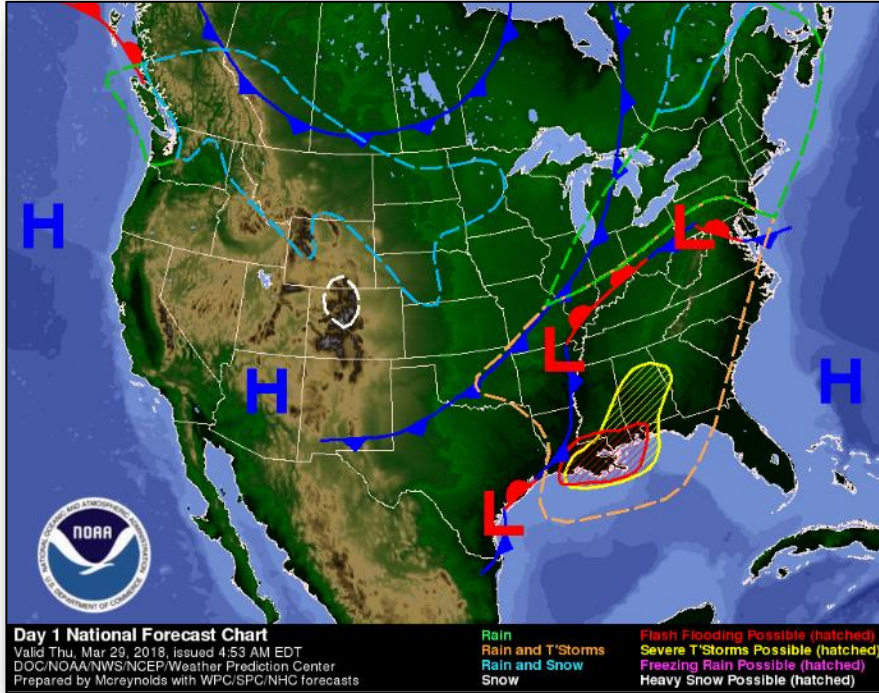
Earthquake Activity: No significant activity

Declaration Activity: None

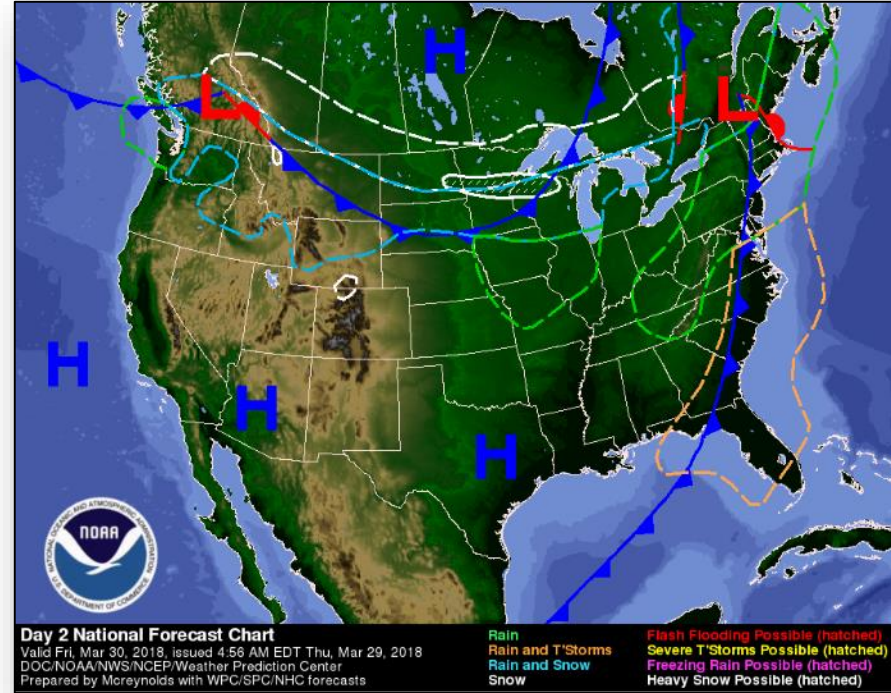
National Weather Forecast



FEMA



Today

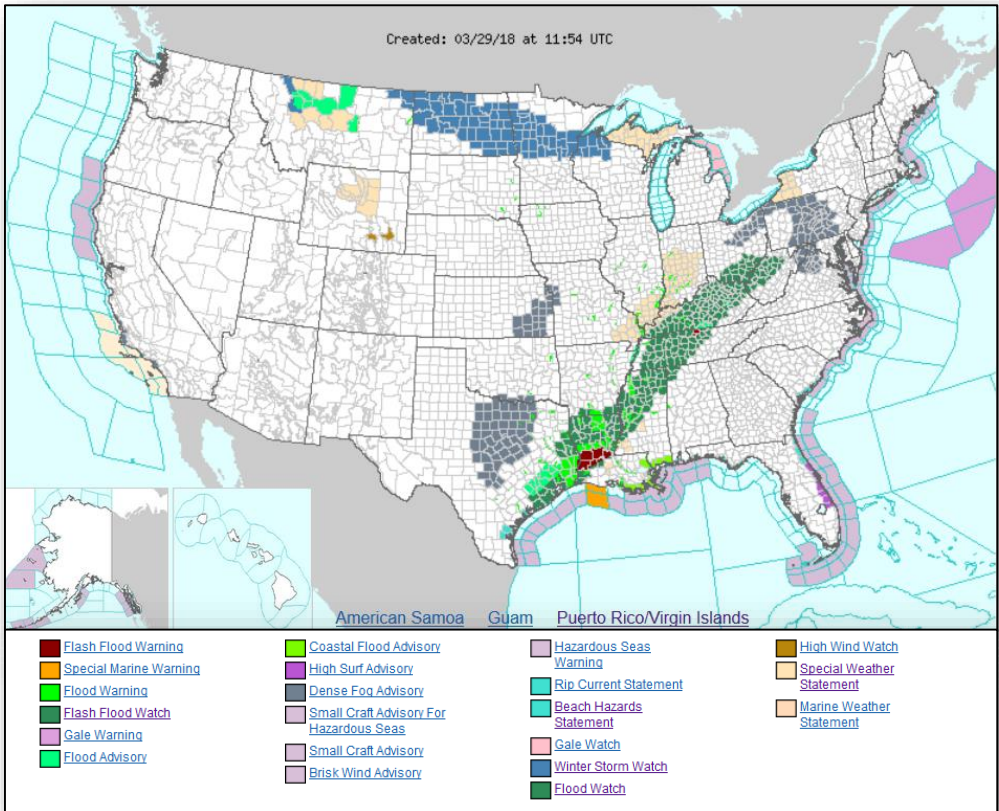


Tomorrow

Active Watches and Warnings



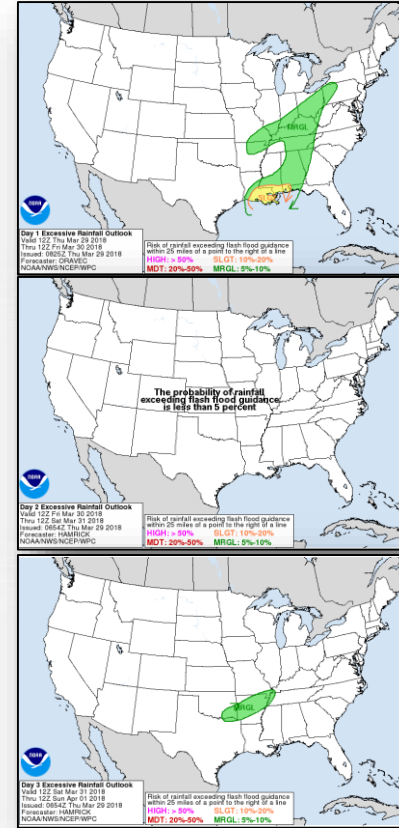
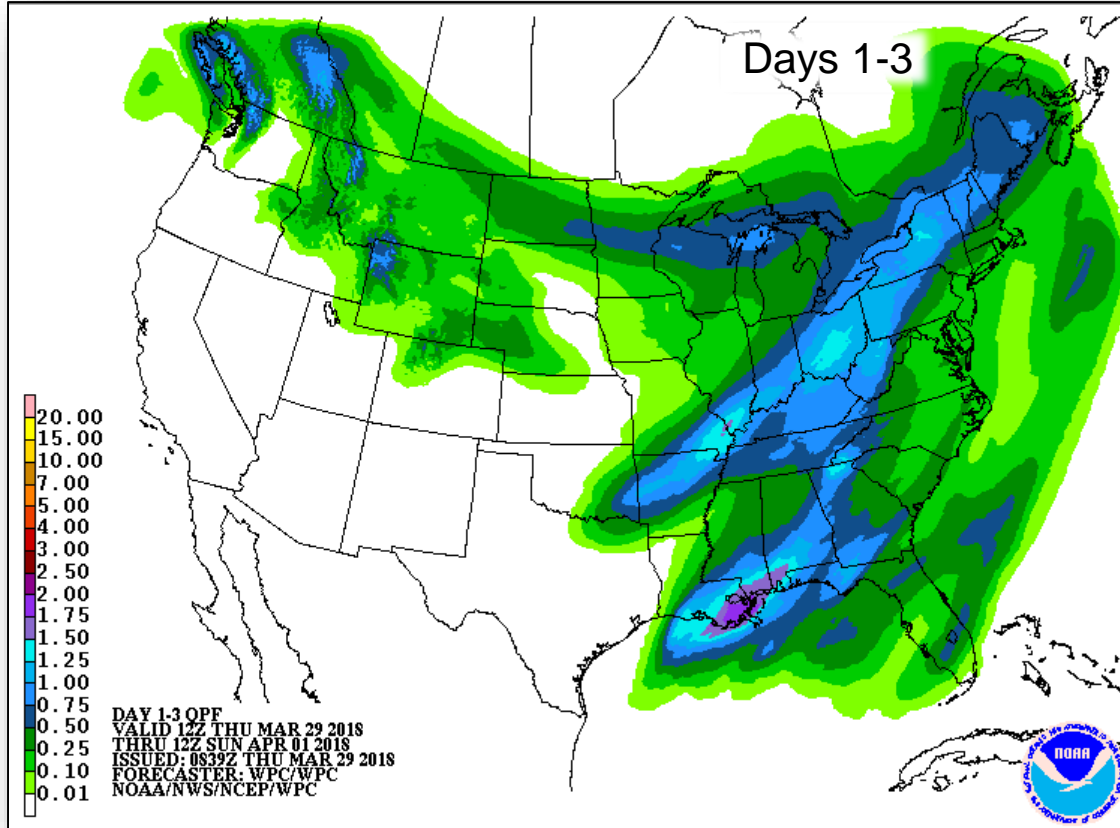
FEMA



Precipitation Forecast



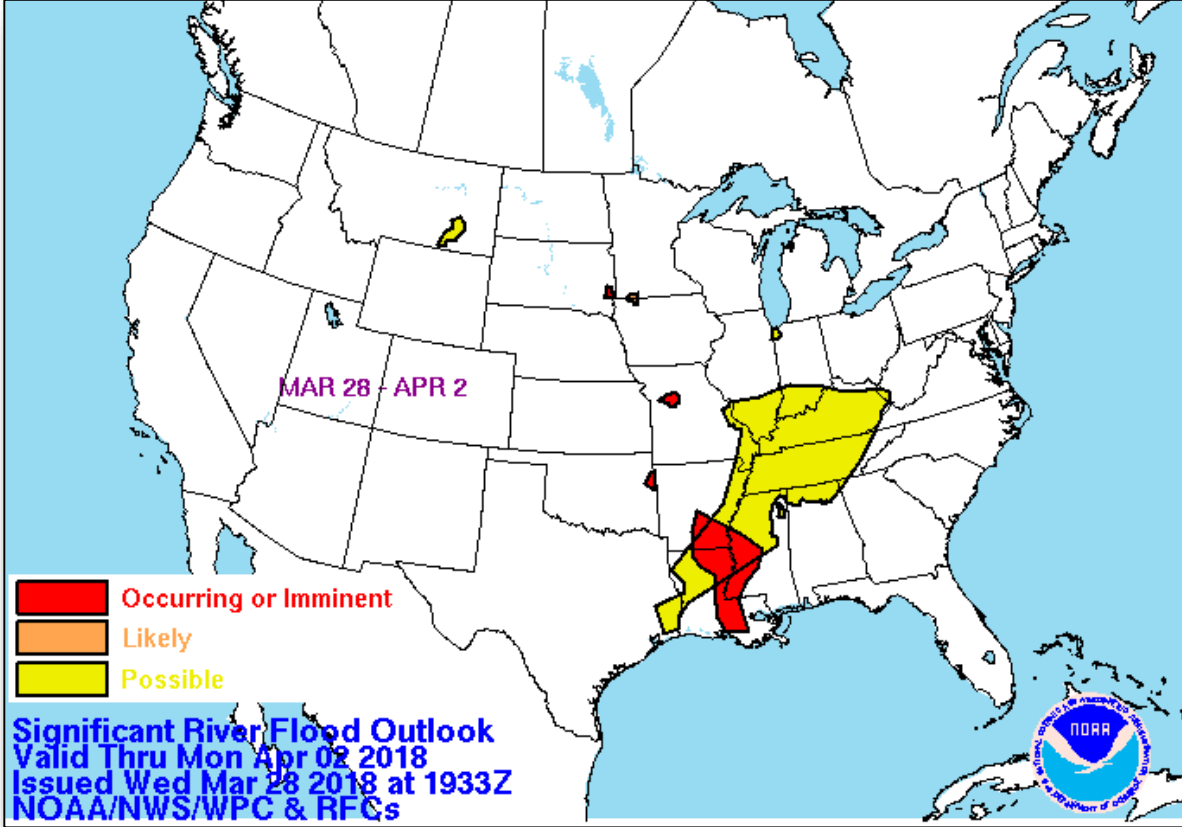
FEMA



Significant River Flood Outlook



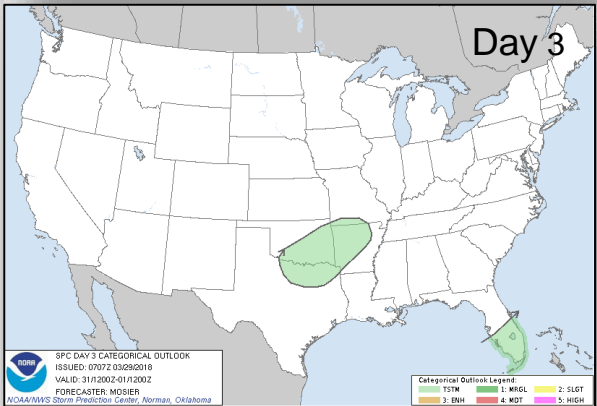
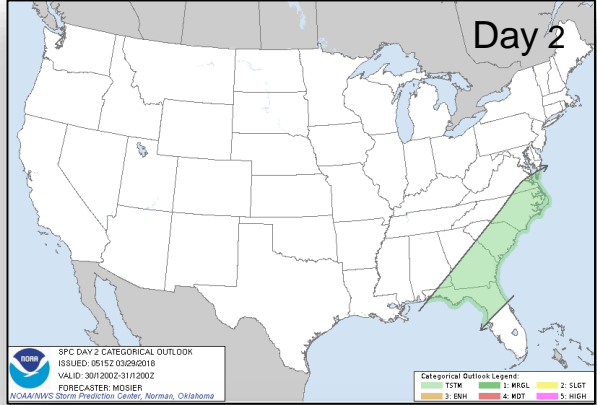
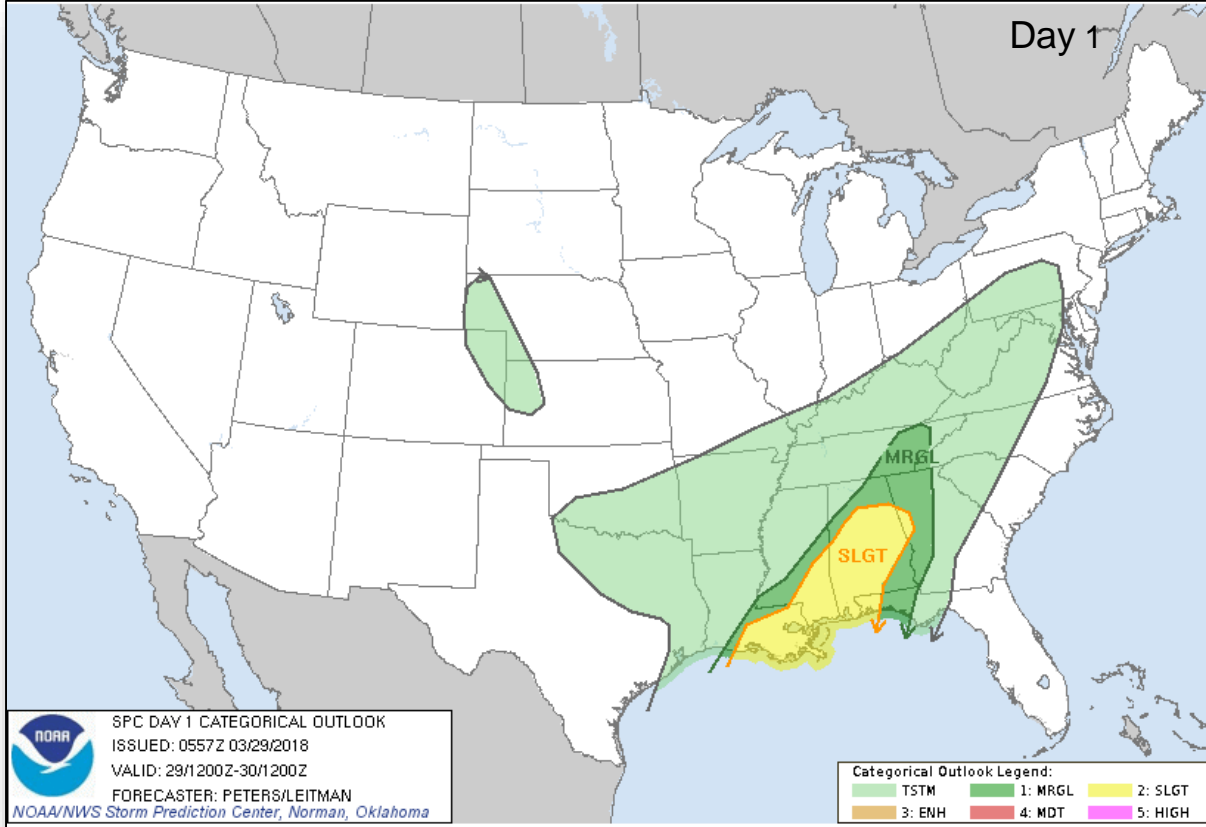
FEMA



Severe Weather Outlook



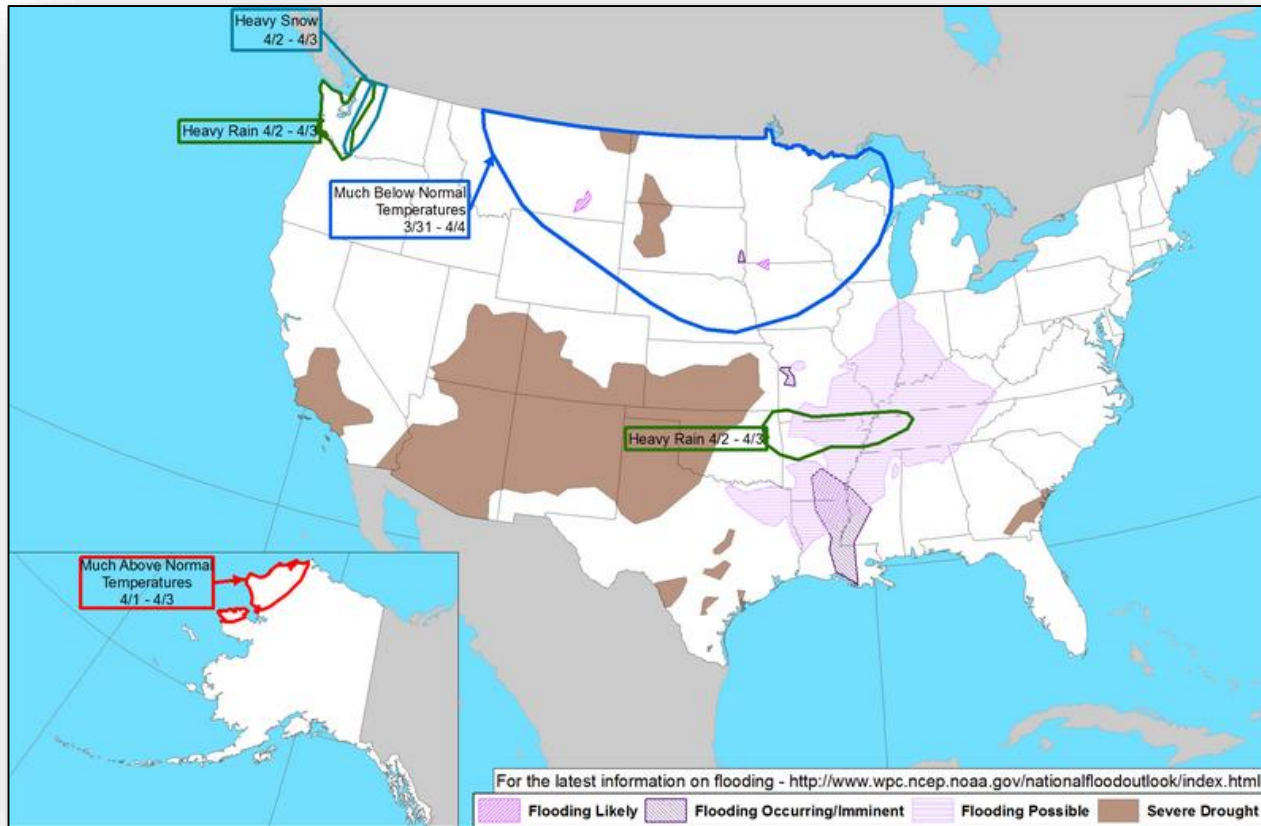
FEMA



Hazards Outlook – Mar 31 – Apr 4



FEMA





Space Weather



FEMA

	Space Weather Activity	Geomagnetic Storms	Solar Radiation	Radio Blackouts
Past 24 Hours	None	None	None	None
Next 24 Hours	None	None	None	None

For further information on NOAA Space Weather Scales refer to <http://www.swpc.noaa.gov/noaa-scales-explanation>



Joint Preliminary Damage Assessments



FEMA

Region	State / Location	Event	IA / PA	Number of Counties		Start – End
				Requested	Completed	
I	MA	Nor'easter March 2-4, 2018	IA	7	7	3/12 – 3/20
			PA	9	0	3/15 – TBD
	NH	Coastal Storm and Flooding March 2-3, 2018	IA	0	0	N/A
			PA	1	0	3/15 – TBD
		Snow March 8, 2018	IA	0	0	N/A
			PA	3	0	TBD
	ME	Severe Storm March 2-4, 2018	IA	0	0	N/A
			PA	1	0	3/21 – TBD
IV	KY	Flooding February 21, 2018	IA	6	6	3/19 – 3/26
			PA	34	26	3/19 – TBD
V	IN	Flooding February 14 – March 4, 2018	IA	9	8	3/19 – TBD
			PA	36	0	3/26– TBD

Disaster Requests & Declarations



FEMA

Declaration Requests in Process					Requests APPROVED (since last report)	Requests DENIED (since last report)
5	IA	PA	HM	Date Requested	0	0
AK – DR Severe Storm		X	X	January 25, 2018		
MT – (Appeal) Wildfires		X	X	January 26, 2018		
KY – DR Severe Storm, Flooding, Landslides & Mudslides		X	X	March 8, 2018		
WV – DR Severe Storm, Flooding, Landslides & Mudslides		X	X	March 16, 2018		
OH – DR Severe Storms, Tornadoes, Flooding and Landslides		X	X	March 26, 2018		

Readiness – Deployable Teams and Assets



Resource		Force Strength	Available	Deployed	Other	Cadres with 25% or Less Availability	
Total Workforce		12,150 ▲	3,949 ▼ 33%	4,640 ▲	3,561	DI 20% (20/98); EHP 8% (28/350); HM 22% (215/997); PA 13% (252/1,924); PLAN 23% (98/428); SAF 15% (9/59); SEC 10% (11/107)	
National IMATs* (3 Teams)	East 1:	B-48					
	East 2:	Charlie					
	West:	B-2					
Regional IMATs (> 6 Teams)	Assigned:	13					
	Available:	8					
	PMC / NMC:	2					
	Deployed:	3					
US&R (> 66%)	Assigned:	28					
	Available:	28					
	PMC / NMC:	0					
	Deployed:	0					
MERS (> 66%)	Assigned:	36					
	Available:	35					
	NMC:	0					
	Deployed:	1					
FCO (≤ 1 Type I)	Assigned:	35					
	Available:	5					
	PMC / NMC:	7					
	Deployed:	23					
FDRC (≥ 3)	Assigned:	14					
	Available:	4					
	PMC / NMC:	1					
	Deployed:	9					

As of 3:00 a.m. EDT March 29, 2018

* B-2 Status: Assemble ≤ 2-hrs, On Site ≤ 18-hrs; B-48 Status: Assemble and deploy ≤ 48hrs; Charlie Status: No team assemble time requirement

FEMA Readiness – Activation Teams



FEMA

Resource	Status	Total	Status	Activated Team	Activation Level	Activation Times	Reason / Comments
NWC		5	Steady State				
NRCC		2	Available				
HLT		1	Available				
RWCs/MOCs		10	Steady State				
RRCCs		10	Available				

Backup Regions: VIII, V, & II



FEMA

FEMA's mission is helping people before, during, and after disasters.