



FEMA

Daily Operations Briefing

Friday, March 23, 2018

8:30 a.m. EDT

Significant Activity – Mar 22-23



FEMA

Significant Events:

- Potential Mudslide/Debris flow – Southern CA (*FINAL*)

Tropical Activity: Western Pacific – No activity affecting U.S. interests

Significant Weather:

- Heavy Snow – California, Great Lakes, Ohio Valley, & Central/Southern Appalachians
- Freezing Precipitation – Northern Plains, Great Lakes, Ohio Valley, & Central/Southern Appalachians
- Elevated to Extreme Fire Weather/Red Flag Warnings – Southwest, Central/Southern Plains
- Space Weather: Past 24 hours: None; Next 24 hours: None

Earthquake Activity: No significant activity

Declaration Activity: None

Potential Mudslide/Debris flow – FINAL



FEMA

Situation

Light rain through this morning, burn scar terrain may remain unstable throughout the day. However, the overall possibility of significant impacts is low.

Impacts

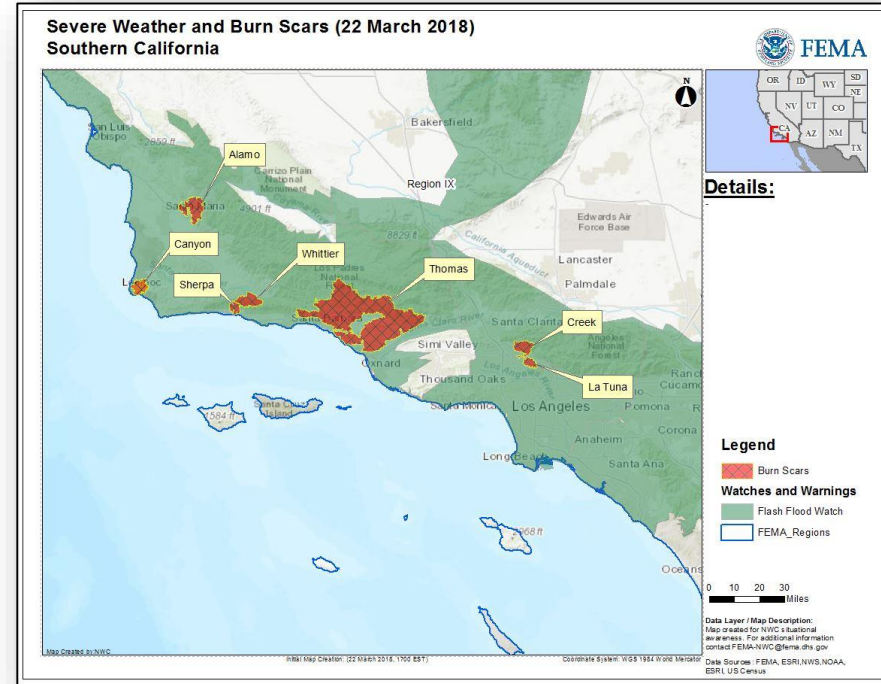
- Evacuations: Mandatory & Voluntary evacuations lifted
- Shelters: 4 (-1) shelters open / 54 (-20) occupants. (ARC Midnight Shelter Count)

State Local Response

- State EOC & Santa Barbara Co. at Partial Activation

Federal / Regional response

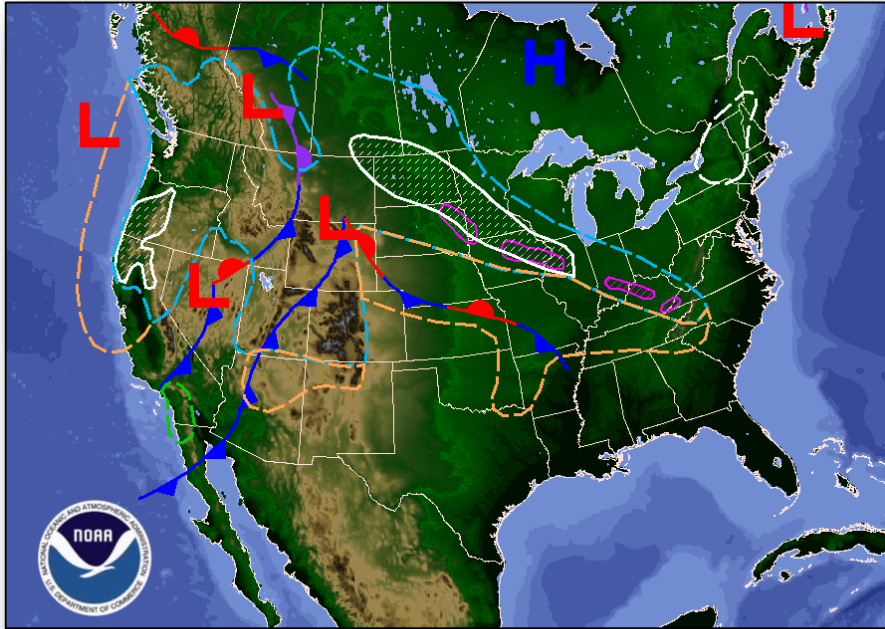
- FEMA NWC: Steady State & continuing to monitor
- Region IX RWC & JFO: Monitoring event
- RIX LNO deployed to CA EOC



National Weather Forecast



FEMA



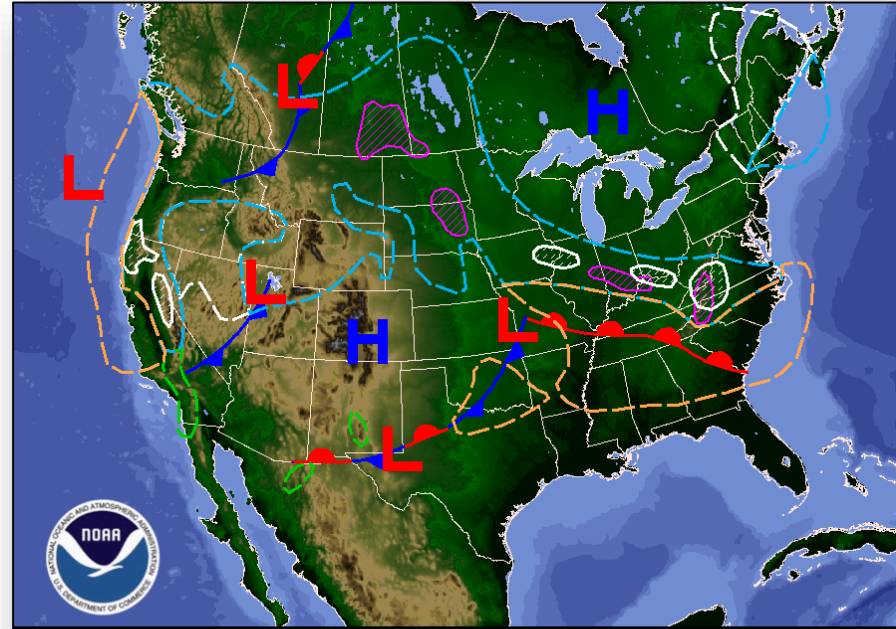
Day 1 National Forecast Chart

Valid Fri, Mar 23, 2018, issued 4:57 AM EDT
DOC/NOAA/NWS/NCEP/Weather Prediction Center
Prepared by McCreynolds with WPC/SPC/NHC forecasts

Rain
Rain and T'Storms
Rain and Snow
Snow

Flash Flooding Possible (hatched)
Severe T'Storms Possible (hatched)
Freezing Rain Possible (hatched)
Heavy Snow Possible (hatched)

Today



Day 2 National Forecast Chart

Valid Sat, Mar 24, 2018, issued 5:08 AM EDT Fri, Mar 23, 2018
DOC/NOAA/NWS/NCEP/Weather Prediction Center
Prepared by McCreynolds with WPC/SPC/NHC forecasts

Rain
Rain and T'Storms
Rain and Snow
Snow

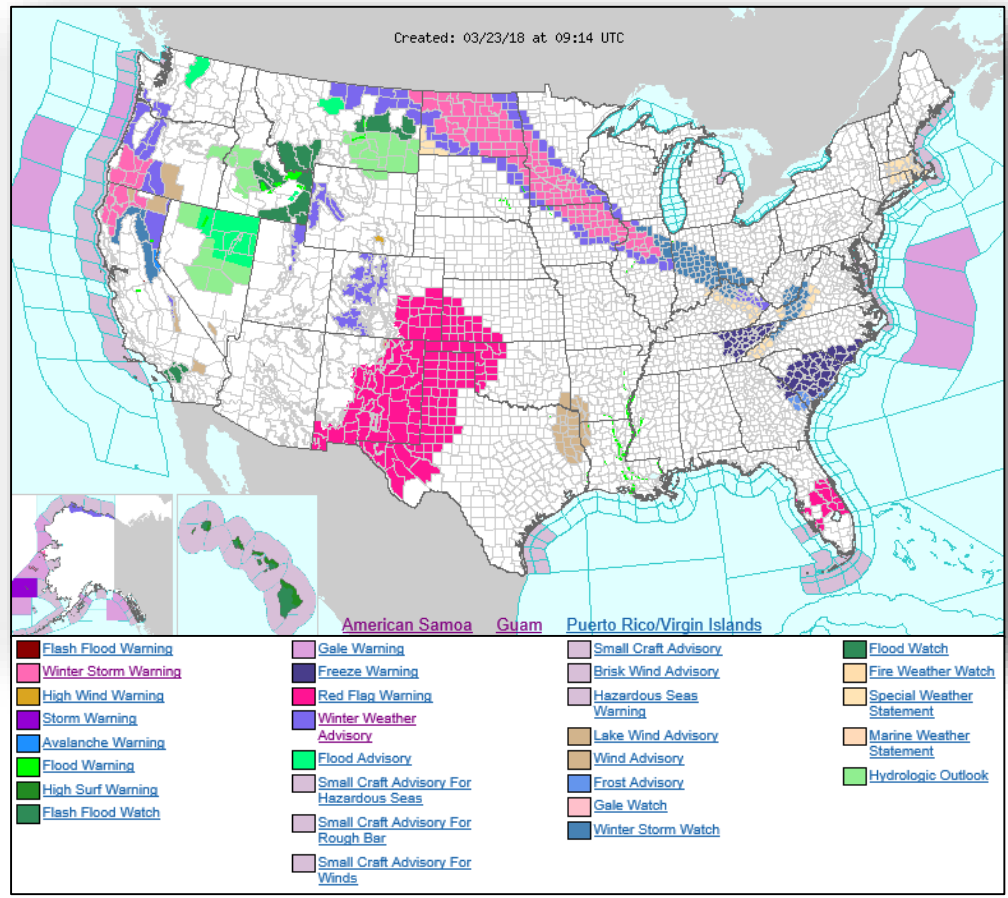
Flash Flooding Possible (hatched)
Severe T'Storms Possible (hatched)
Freezing Rain Possible (hatched)
Heavy Snow Possible (hatched)

Tomorrow

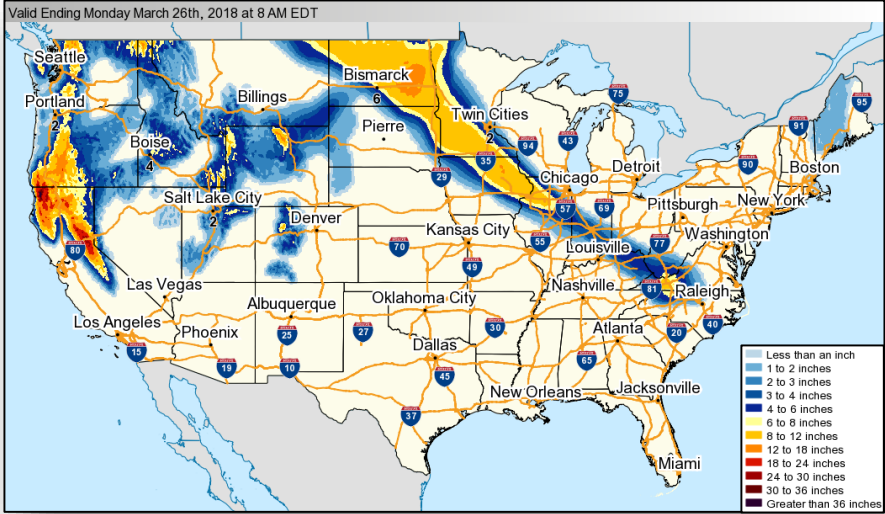
Active Watches and Warnings



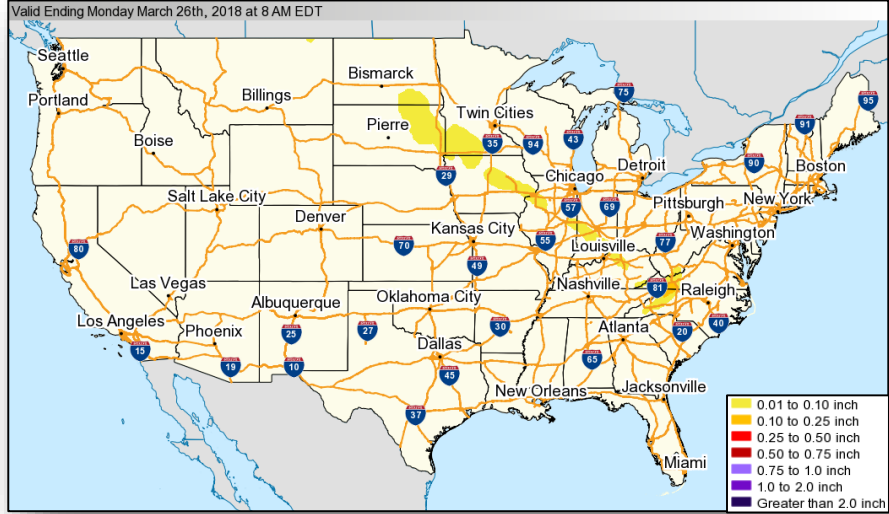
FEMA



Winter Precipitation Outlook



Forecast Snowfall

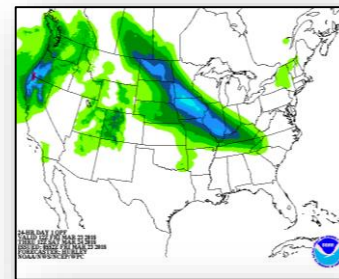
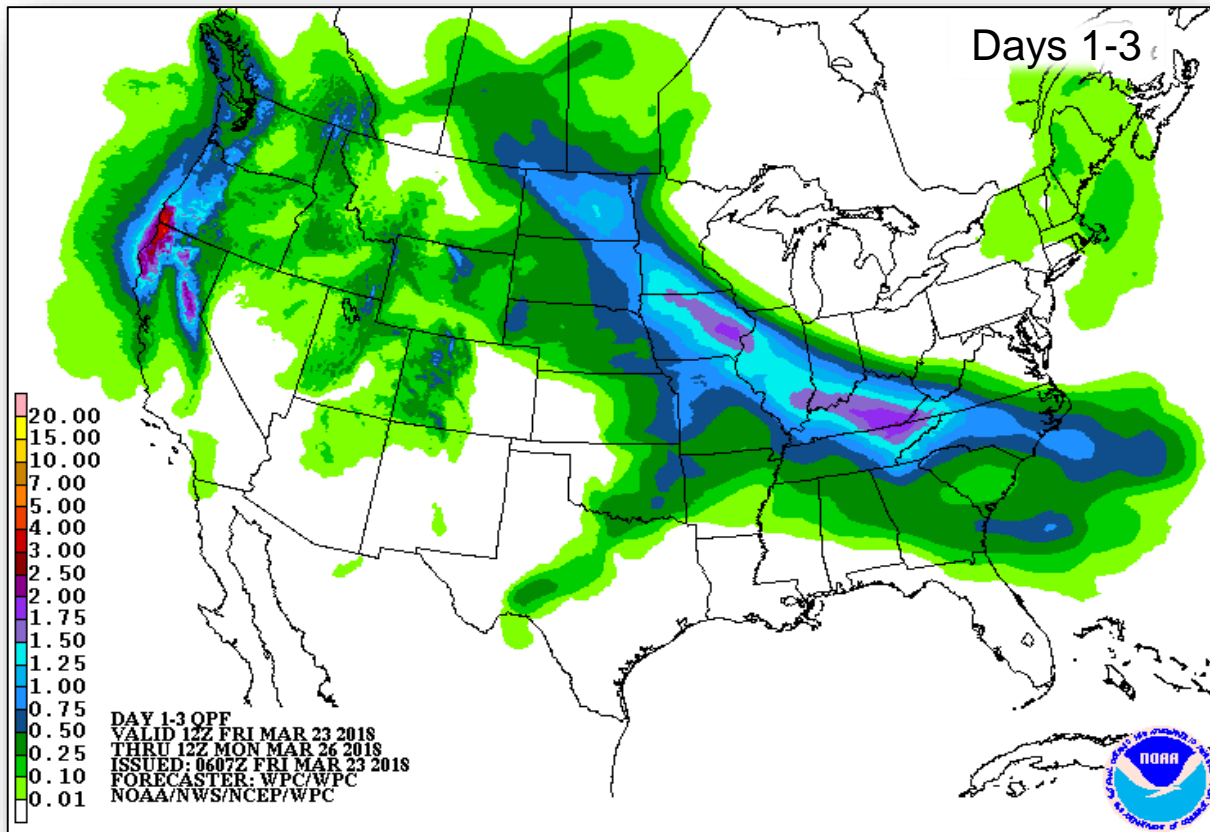


Forecast Ice Accumulation

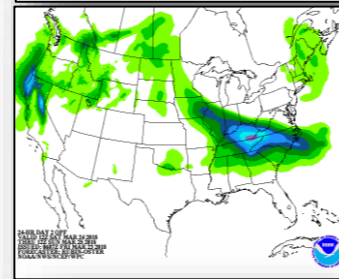
Precipitation Forecast



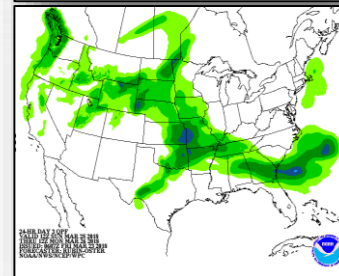
FEMA



Day 1



Day 2

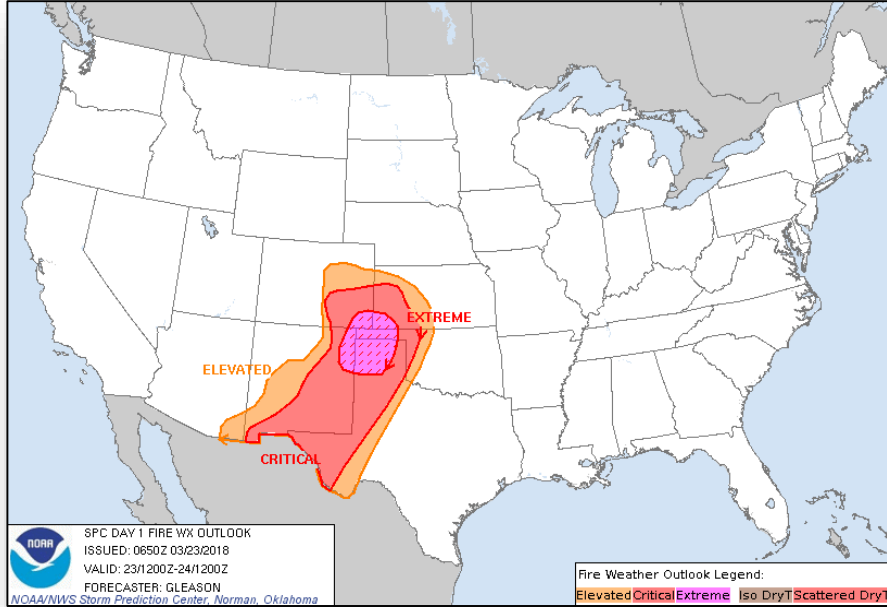


Day 3

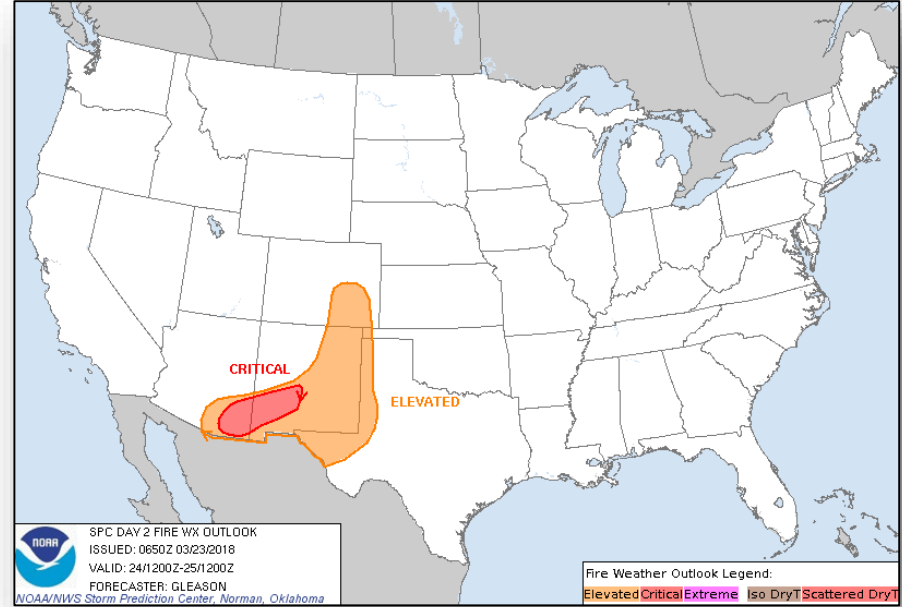
Fire Weather Outlook



FEMA



Today

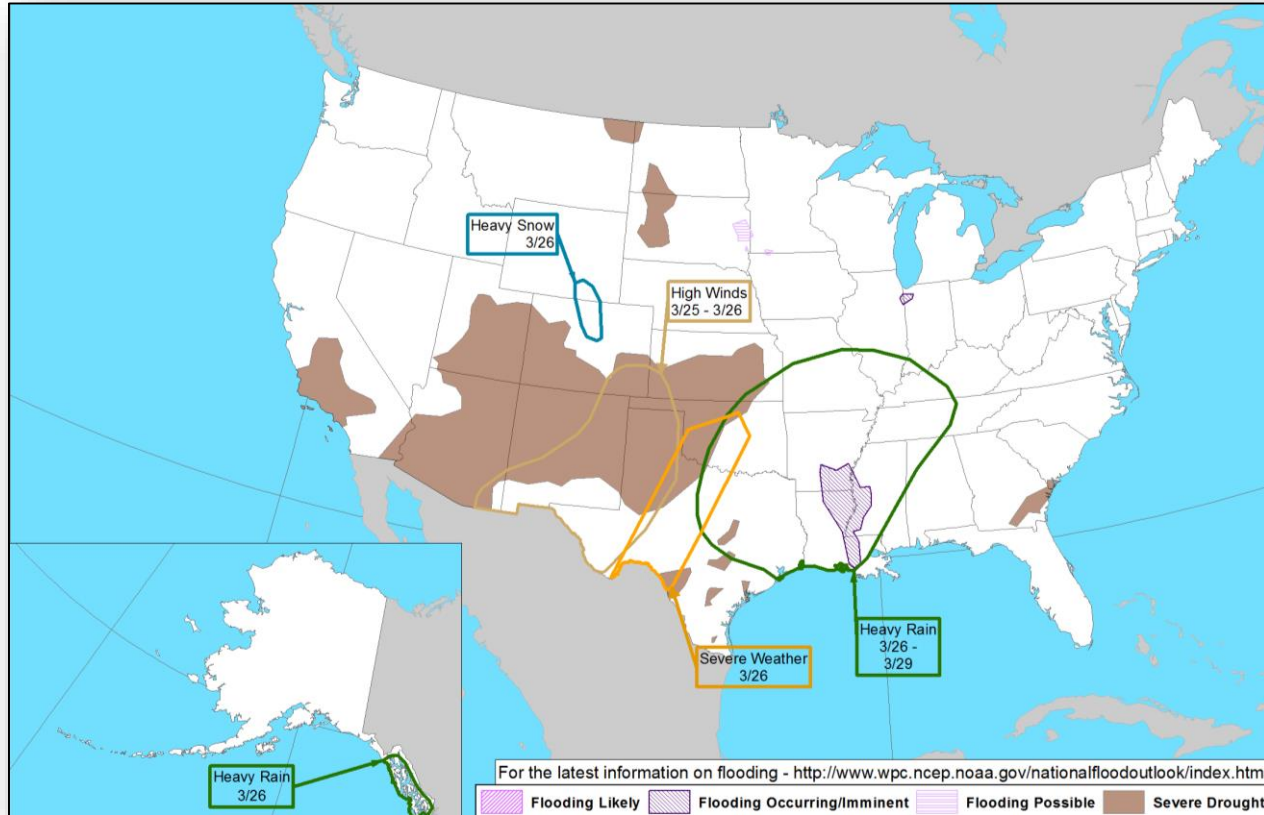


Tomorrow

Hazards Outlook – Mar 25-29



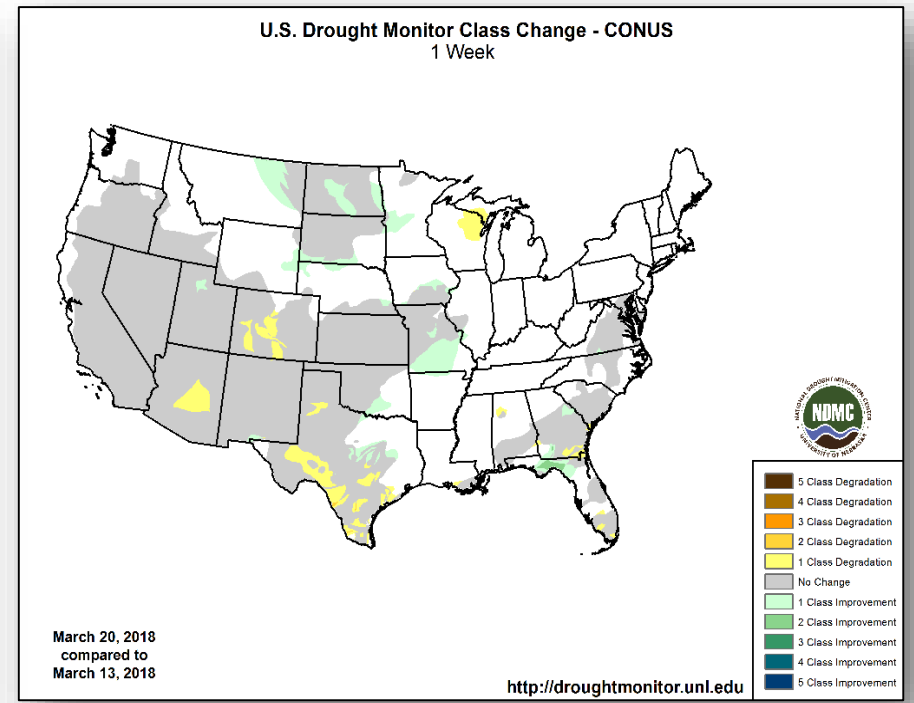
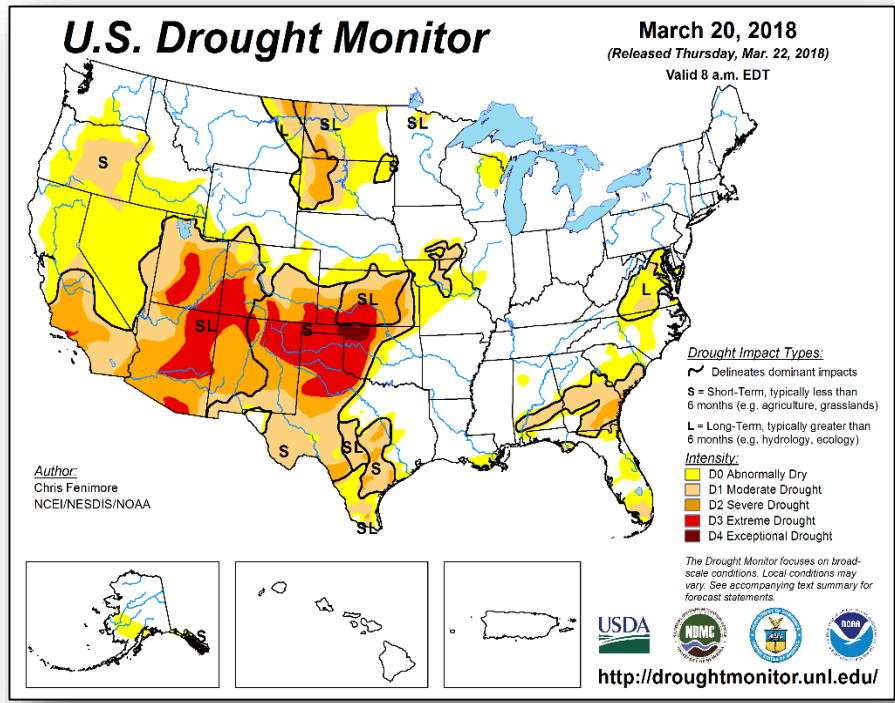
FEMA



U.S. Drought Monitor



FEMA



Joint Preliminary Damage Assessments



FEMA

Region	State / Location	Event	IA / PA	Number of Counties		Start – End
				Requested	Completed	
I	MA	Nor'easter March 2-4, 2018	IA	7	7	3/12 – 3/21
			PA	9	0	3/15 – TBD
	NH	Coastal Storm and Flooding March 2-3, 2018	IA	0	0	3/15 – TBD
			PA	1	0	3/15 – TBD
	ME	Severe Storm March 2-4, 2018	IA	0	0	N/A
			PA	1	0	TBD
IV	KY	Flooding February 21, 2018	IA	6	3	3/19 – TBD
			PA	34	10	3/19 – TBD
V	IN	Flooding February 14 – March 4, 2018	IA	9	1	3/19 – TBD
			PA	36	0	3/19 – TBD
	IL	Severe Storms and Flooding February 18 – March 24, 2018	IA	3	3	3/19 – 3/22
			PA	0	0	N/A

Disaster Requests & Declarations



FEMA

Declaration Requests in Process					Requests APPROVED (since last report)	Requests DENIED (since last report)
4	IA	PA	HM	Date Requested	0	0
AK – DR Severe Storm		X	X	January 25, 2018		
MT – (Appeal) Wildfires		X	X	January 26, 2018		
KY – DR Severe Storm, Flooding, Landslides & Mudslides		X	X	March 8, 2018		
WV – DR Severe Storm, Flooding, Landslides & Mudslides		X	X	March 16, 2018		

Readiness – Deployable Teams and Assets



Resource		Force Strength	Available	Deployed	Other	Cadres with 25% or Less Availability	
Total Workforce		12,119 ▲	3,886 ▲ 32%	4,744 ▲	3,489	DI 16% (14/90); EHP 10% (35/353); HM 23% (228/996); LOG 25% (308/1,243); NDRS 24% (59/251); PA 13% (243/1,910); PLAN 24% (104/428); SAF 14% (8/59); SEC 8% (9/107)	
National IMATs* (3 Teams)	East 1:	B-48					
	East 2:	Charlie					
	West:	B-2					
Regional IMATs (> 6 Teams)	Assigned:	13					
	Available:	7					
	PMC / NMC:	3					
US&R (> 66%)	Assigned:	28					
	Available:	28					
	PMC / NMC:	0					
MERS (> 66%)	Assigned:	36					
	Available:	35					
	NMC:	0					
FCO (≤ 1 Type I)	Assigned:	35					
	Available:	6					
	PMC / NMC:	6					
FDRC (≥ 3)	Assigned:	14					
	Available:	4					
	PMC / NMC:	1					
		Deployed:	1				
		Deployed:	23				
		Deployed:	9				

* B-2 Status: Assemble ≤ 2-hrs, On Site ≤ 18-hrs; B-48 Status: Assemble and deploy ≤ 48hrs; Charlie Status: No team assemble time requirement

FEMA Readiness – Activation Teams



FEMA

Resource	Status	Total	Status	Activated Team	Activation Level	Activation Times	Reason / Comments
NWC		5	Steady State				
NRCC		2	Available				
HLT		1	Available				
RWCs/MOCs		10	Steady State				
RRCCs		10	Available				

Backup Regions: VIII, V, & III



FEMA

FEMA's mission is helping people before, during, and after disasters.