



FEMA

Daily Operations Briefing

Tuesday, March 20, 2018

8:30 a.m. EDT

Significant Activity – Mar 19-20



FEMA

Significant Events: Severe Weather – Southeast FINAL

Tropical Activity: Western Pacific – No activity affecting U.S. interests

Significant Weather:

- Flash Flood Watch and Possible Debris Flows / Mud Slides – Southern CA
- Severe Weather – Southeast, Southern Appalachians, Mid-Atlantic
- Critical Fire Weather in NM
- Space Weather:
 - Past 24 hours: None
 - Next 24 hours: None

Earthquake Activity: No significant activity

Declaration Activity: None

Severe Weather – Southeast FINAL



FEMA

Situation

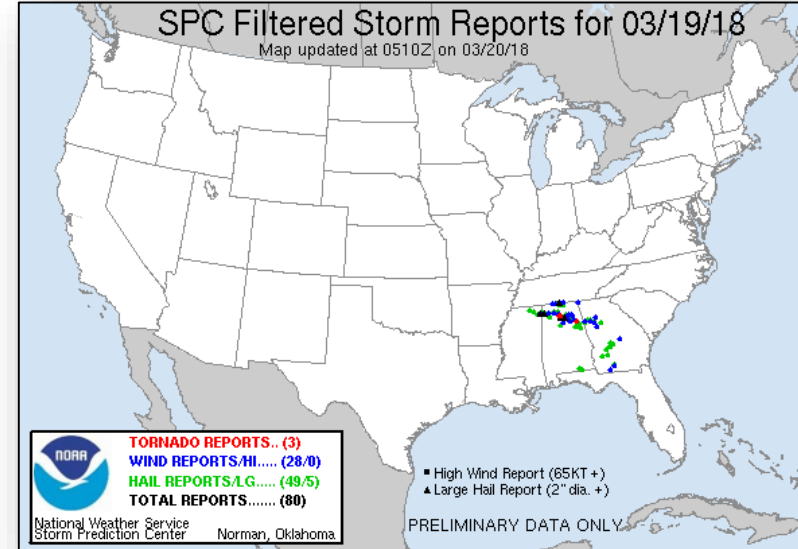
A large tornado(s) (unknown intensity) touched down near Jacksonville, AL (pop. 13k). The Storm Prediction Center reported damage in Calhoun, Etowah, Madison, Cullman, St. Clair, and Marshall counties.

Impacts

- No fatalities; 1 confirmed injury due to hail, total number of injuries is unknown (Region IV)
- Damage to Jacksonville State University
- Damage to multifamily housing unit, fallen trees and widespread hail damage to homes, roof damage to a detention center, roof damage and broken windows at a nursing home (no residents displaced or injured), mobile home destroyed, and damage to a middle school
- 10 shelters open; number of occupants is unknown
- 10k customers without power AL (10.5k peak in last 24 hours) (DOE EAGLE-I as of 7:35 a.m. EDT)

State Response

- AL EOC at Partial Activation
- GA EOC returned to Steady State
- TN EOC at Monitoring
- Ongoing rescues of entrapped survivors



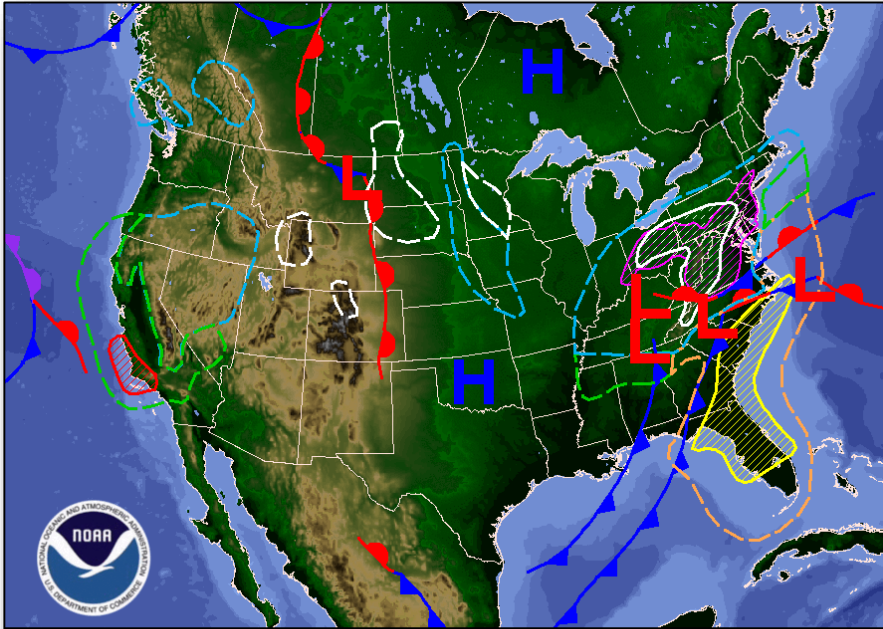
FEMA Response

- Region IV RWC returned to Steady State
- FEMA NWC is monitoring the situation; Enhanced Watch is rostered
- No requests for FEMA assistance at this time; no reported unmet needs

National Weather Forecast



FEMA

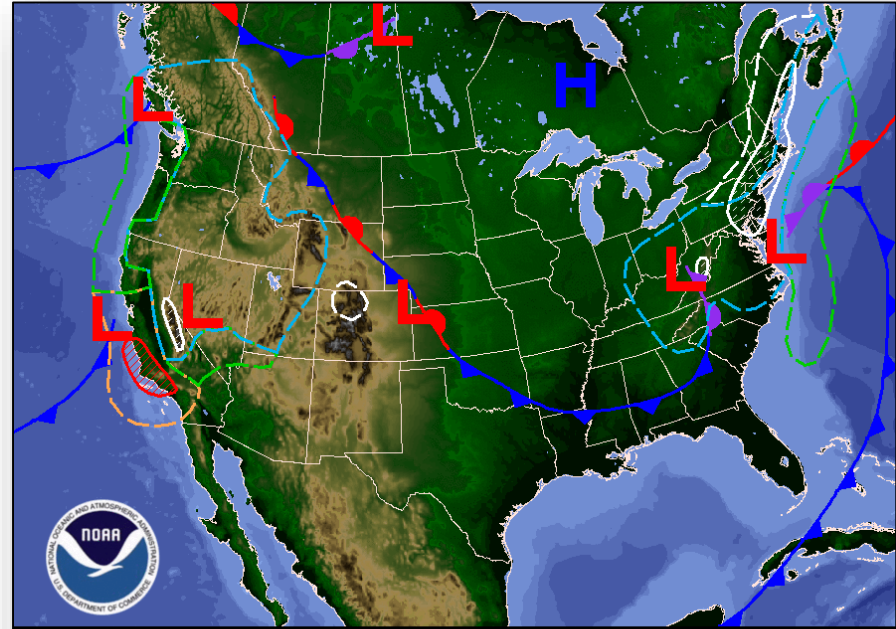


Day 1 National Forecast Chart

Valid Tue, Mar 20, 2018, issued 4:57 AM EDT
DOC/NOAA/NWS/NCEP/Weather Prediction Center
Prepared by McCreynolds with WPC/SPC/NHC forecasts

- Rain
- Rain and T'Storms
- Rain and Snow
- Snow
- Flash Flooding Possible (hatched)
- Severe T'Storms Possible (hatched)
- Freezing Rain Possible (hatched)
- Heavy Snow Possible (hatched)

Today



Day 2 National Forecast Chart

Valid Wed, Mar 21, 2018, issued 5:01 AM EDT Tue, Mar 20, 2018
DOC/NOAA/NWS/NCEP/Weather Prediction Center
Prepared by McCreynolds with WPC/SPC/NHC forecasts

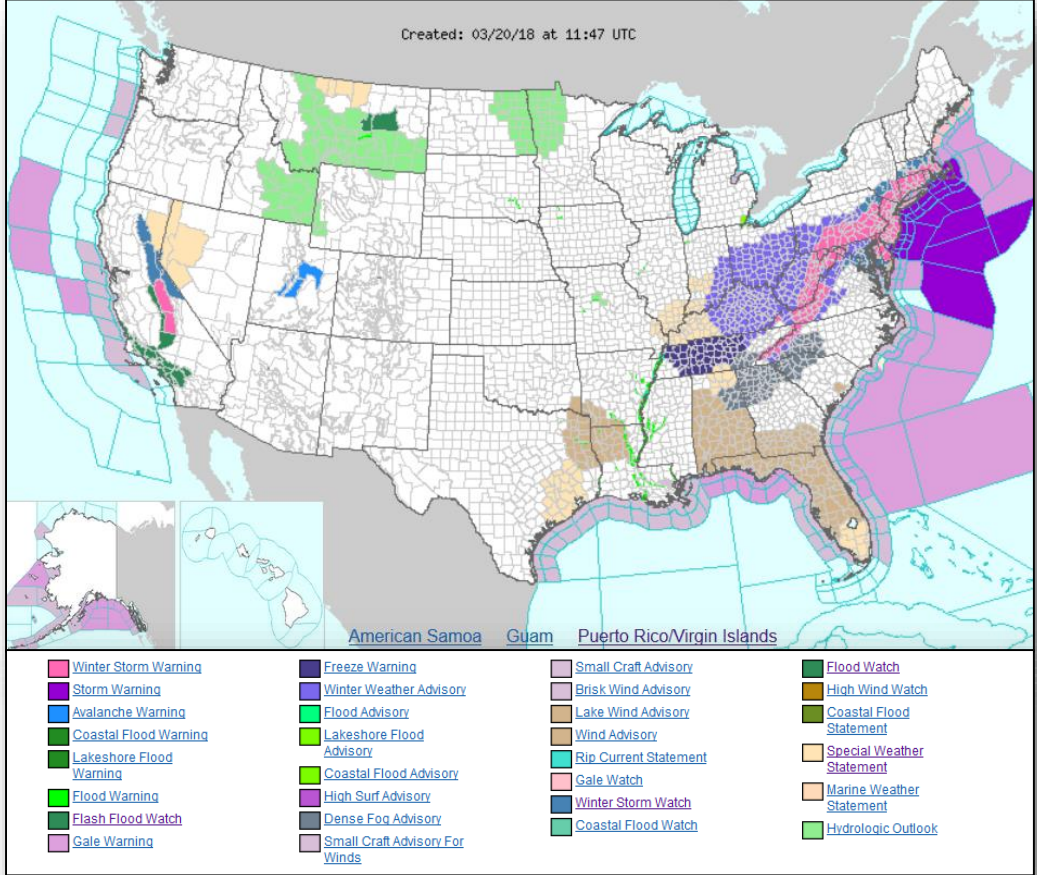
- Rain
- Rain and T'Storms
- Rain and Snow
- Snow
- Flash Flooding Possible (hatched)
- Severe T'Storms Possible (hatched)
- Freezing Rain Possible (hatched)
- Heavy Snow Possible (hatched)

Tomorrow

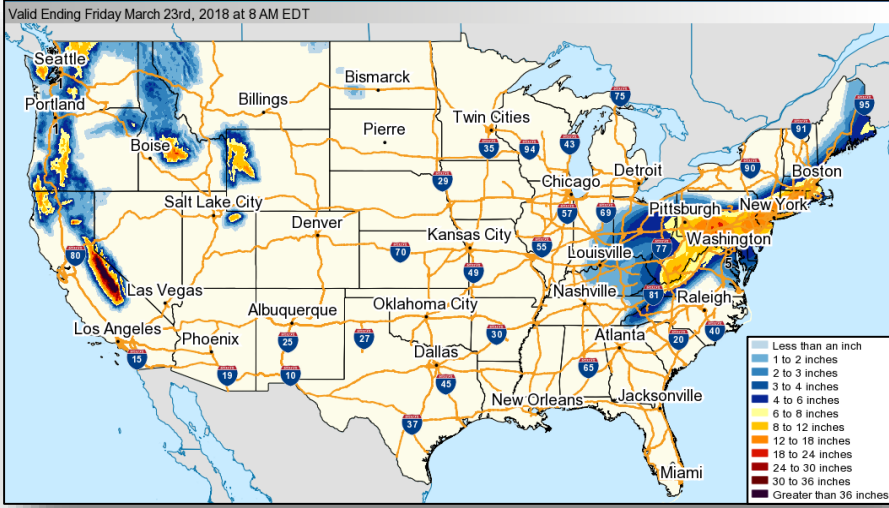
Active Watches and Warnings



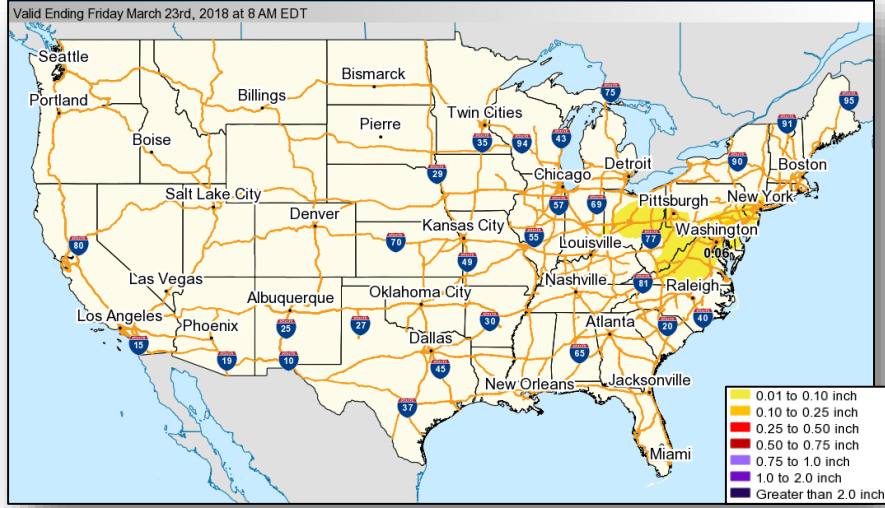
FEMA



Winter Precipitation Outlook



Forecast Snowfall

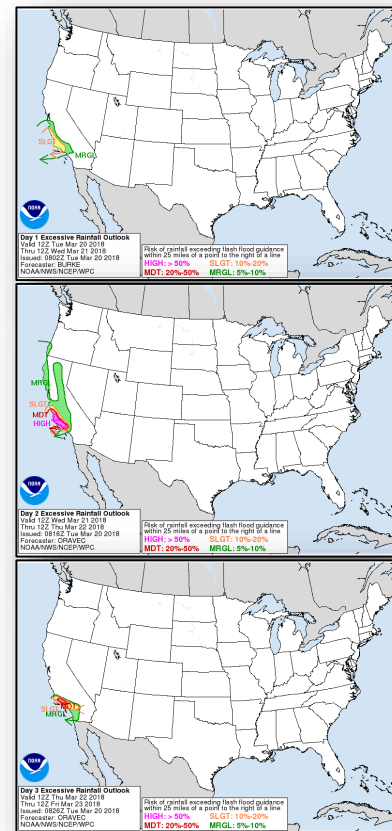
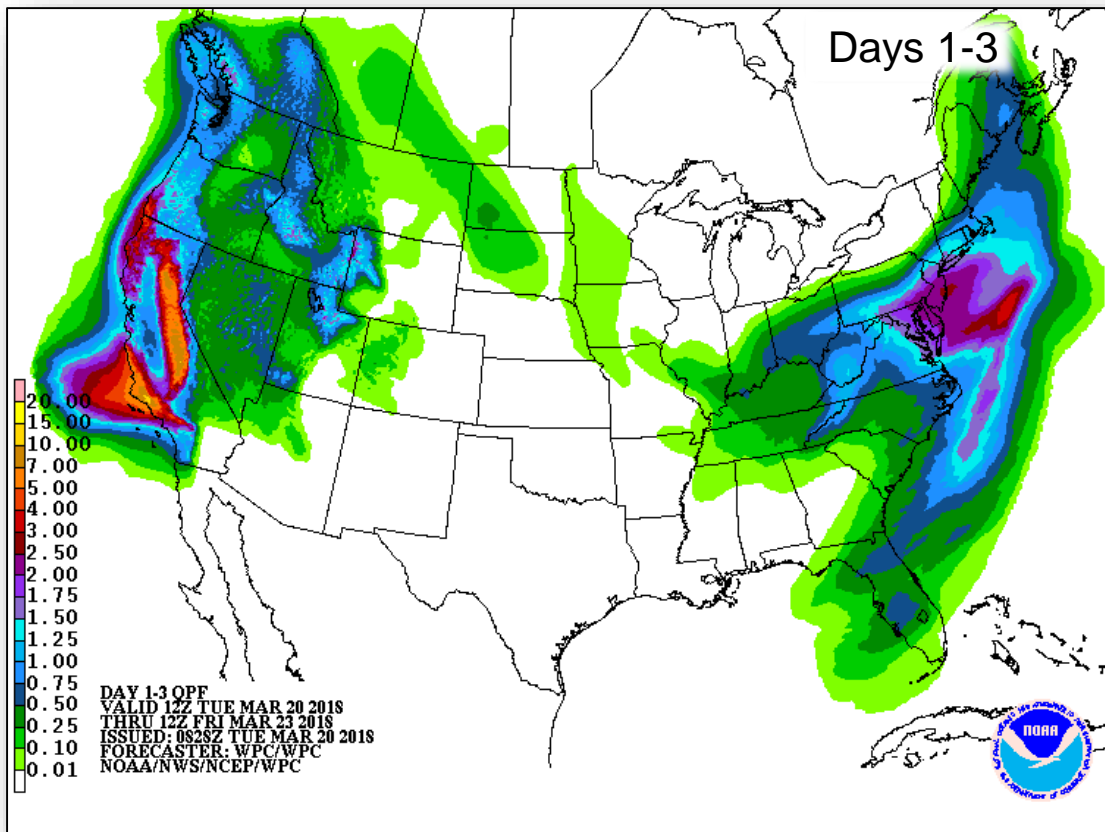


Forecast Ice Accumulation

Precipitation Forecast



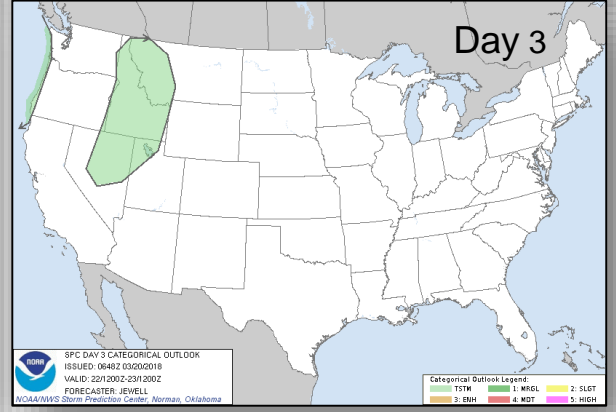
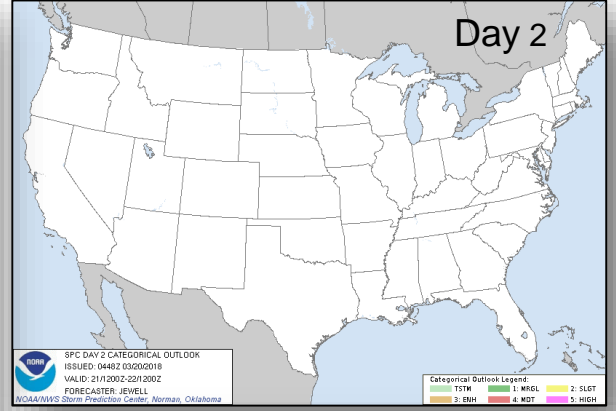
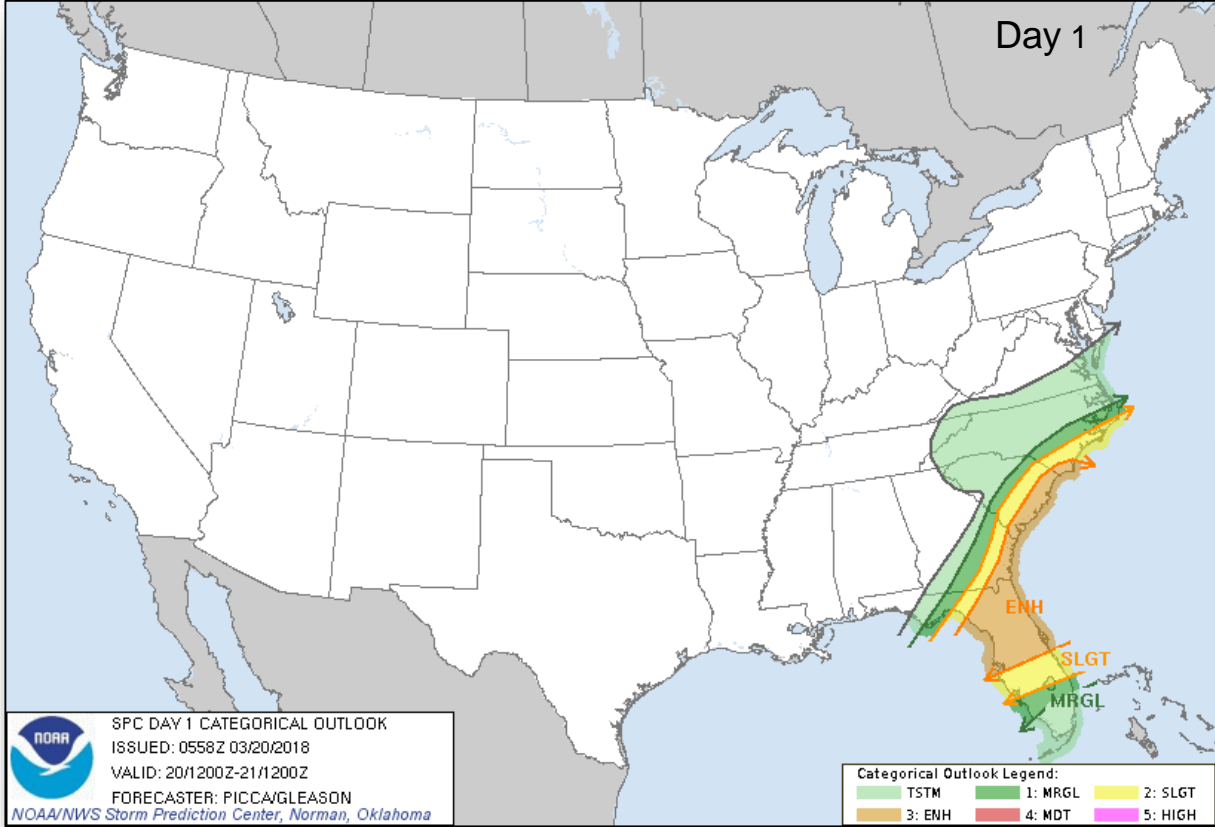
FEMA



Severe Weather Outlook



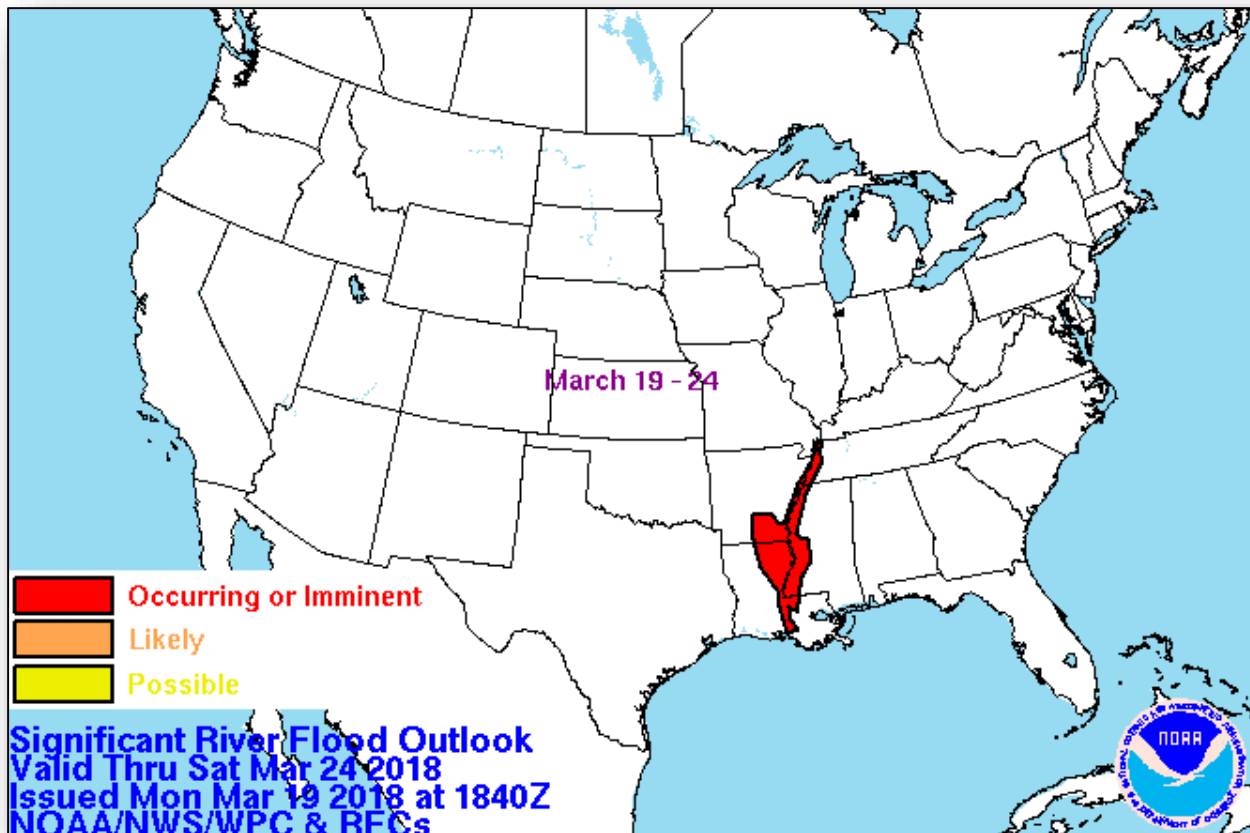
FEMA



Significant River Flood Outlook



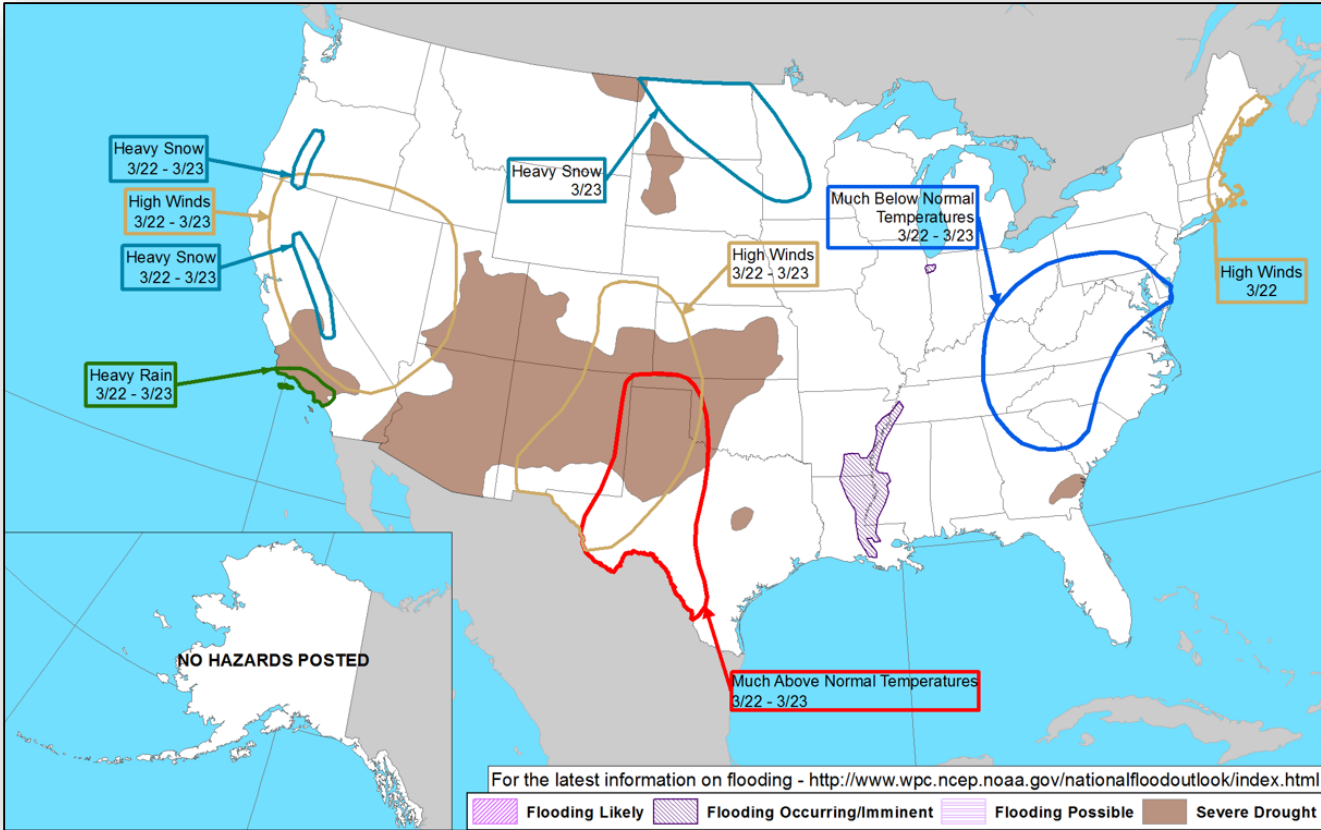
FEMA



Hazards Outlook – Mar 22-26



FEMA



Joint Preliminary Damage Assessments



FEMA

Region	State / Location	Event	IA / PA	Number of Counties		Start – End
				Requested	Completed	
I	MA	Nor'easter March 2-4, 2018	IA	7	5	3/12 – TBD
			PA	9	0	3/15 – TBD
	NH	Coastal Storm and Flooding March 2-3, 2018	IA	0	0	N/A
			PA	1	0	3/15 – TBD
	ME	Severe Storm March 2-4, 2018	IA	0	0	N/A
PA			1	0	TBD	
IV	KY	Flooding February 21, 2018	IA	6	0	3/19 – TBD
			PA	25	0	3/19 – TBD
V	IN	Flooding February 14 – March 4, 2018	IA	9	0	3/19 – TBD
			PA	36	0	3/19 – TBD
	IL	Severe Storms and Flooding February 18 – March 24, 2018	IA	3	0	3/19 – TBD
			PA	0	0	N/A

Disaster Requests & Declarations



FEMA

Declaration Requests in Process					Requests APPROVED (since last report)	Requests DENIED (since last report)
4	IA	PA	HM	Date Requested	0	0
AK – DR Severe Storm		X	X	January 25, 2018		
MT – (Appeal) Wildfires		X	X	January 26, 2018		
KY – DR Severe Storm, Flooding, Landslides & Mudslides		X	X	March 8, 2018		
WV – DR Severe Storm, Flooding, Landslides & Mudslides		X	X	March 16, 2018		

Readiness – Deployable Teams and Assets



Resource		Force Strength	Available	Deployed	Other	Cadres with 25% or Less Availability	
Total Workforce		12,103 ▲	3,899 ▲ 32%	4,722 ▲	3,482	DI 20% (18/90); EHP 10% (34/352); HM 24% (241/995); IT 25% (157/625); LOG 25% (305/1,243); NDRS 24% (60/251); PA 13% (241/1,908); PLAN 24% (103/428); SAF 15% (10/67); SEC 10% (10/105)	
National IMATs* (3 Teams)	East 1:	B-48					
	East 2:	Charlie					
	West:	B-2					
Regional IMATs (> 6 Teams)	Assigned:	13					
	Available:	7					
	PMC / NMC:	3					
	Deployed:	3					
US&R (> 66%)	Assigned:	28					
	Available:	28					
	PMC / NMC:	0					
MERS (> 66%)	Assigned:	36					
	Available:	35					
	NMC:	0					
FCO (≤ 1 Type I)	Assigned:	35					
	Available:	6					
	PMC / NMC:	6 (-1)					
FDRC (≥ 3)	Assigned:	14					
	Available:	4 (-1)					
	PMC / NMC:	1					
		Deployed:	9 (+1)				

Field Offices ★
JFOs: 17
DRs: 32
EMs: 2

Deployed Teams
(Location)

4330-DR-VT
4316-DR-NH
4329-DR-NH
VJFO: Maynard, MA
4354-DR-ME*
4355-DR-NH*
4356-DR-VT
JFO: Manchester, NH
FCO: James N. Russo

***R-I IMAT**
(Manchester, NH)
(Augusta, ME)

4346-DR-SC
4349-DR-AL
FCO: Warren J. Riley
4350-DR-MS
FCO: Manny J. Toro
VJFO: Atlanta, GA

4338-DR-GA
JFO: Warner Robins, GA
FCO: Thomas J. McCool

3395-EM-FL
4337-DR-FL
4341-DR-STOP
JFO: Orlando, FL
FCO: Willie G. Nunn

4335-DR-USVI
4340-DR-USVI
JFO: St. Croix, USVI
FCO: William L. Vogel

4343-DR-WI
VJFO: Chicago, IL
FCO: Janet M. Odesho

4348-DR-NY
JFO: Albany, NY
FCO: Seamus K. Leary

4351-DR-AK
VJFO: Anchorage, AK
4342-DR-ID
VJFO: Bothell, WA
FCO: Thomas J. Dargan

4344-DR-CA*
4353-DR-CA
JFO: Sacramento, CA
FCO: William Roche
***R-IX IMAT-1 (JFO)**

4357-DR-AS
JFO: Tafuna, AS
FCO: Benigno Bern Ruiz
R-IX IMAT-2
MERS: Bothell

4325-DR-NE
FCO: DuWayne W. Tewes
4334-DR-IA
FCO: Keith D. DuPont
4317-DR-MO
4319-DR-MS
4347-DR-KS
VJFO: Kansas City, MO
FCO: C. Johnson-Cage

4352-DR-Pueblo of Acoma
VJFO: Denton, TX
FCO: Gerard M. Stolar

4332-DR-TX
JFO: Austin, TX
FCO: Kevin L. Hannes

4345-DR-LA
4277-DR-LA
4392-EM-LA
JFO: Baton Rouge, LA
FCO: John E. Long
LA Recovery Office
Baton Rouge, LA
Manager: M. Womack

4336-DR-PR
4339-DR-PR
JFO: Guaynabo, PR
FCO: Michael F. Byrne
MERS: Bothell, Denton, Denver, Frederick, Maynard

AS

PR

USVI

As of 3:00 a.m. EDT March 20, 2018

* B-2 Status: Assemble ≤ 2-hrs, On Site ≤ 18-hrs; B-48 Status: Assemble and deploy ≤ 48hrs; Charlie Status: No team assemble time requirement

FEMA Readiness – Activation Teams



FEMA

Resource	Status	Total	Status	Activated Team	Activation Level	Activation Times	Reason / Comments
NWC		5	Steady State				
NRCC		2	Available				
HLT		1	Available				
RWCs/MOCs		10	Steady State	Region IV	Returned to Steady State		Severe Weather
RRCCs		10	Available				

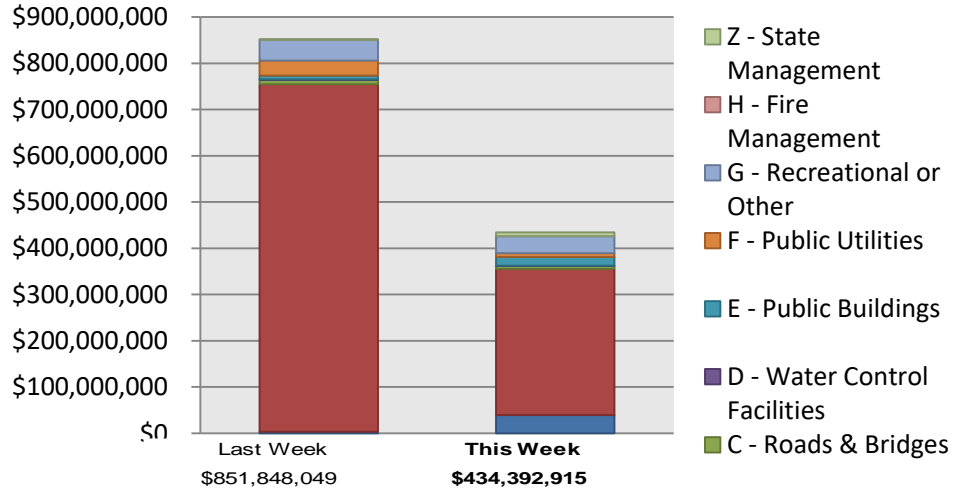
Backup Regions: VIII, V, & III

Public Assistance Grant Program

PA Project Worksheets Obligated in past week, as of 03/19/18 at 1500 EDT										
PA Category	Emergency Work		Permanent Work					H - Fire Management	Z - State Management	Total
	A - Debris Removal	B - Protective Measures	C - Roads & Bridges	D - Water Control Facilities	E - Public Buildings	F - Public Utilities	G - Recreational or Other			
Number Of PWs Obligated	68	91	83	14	76	25	27	0	6	390
Federal Share Obligated	\$39,426,438.18	\$315,841,838.66	\$6,284,163.37	\$1,099,889.52	\$18,332,213.60	\$8,693,449.09	\$36,647,437.05	\$0.00	\$8,067,485.07	\$434,392,914.54

Public Assistance Obligated per Category

In the Past 2 Weeks – 3/5/2018 through 3/19/2018



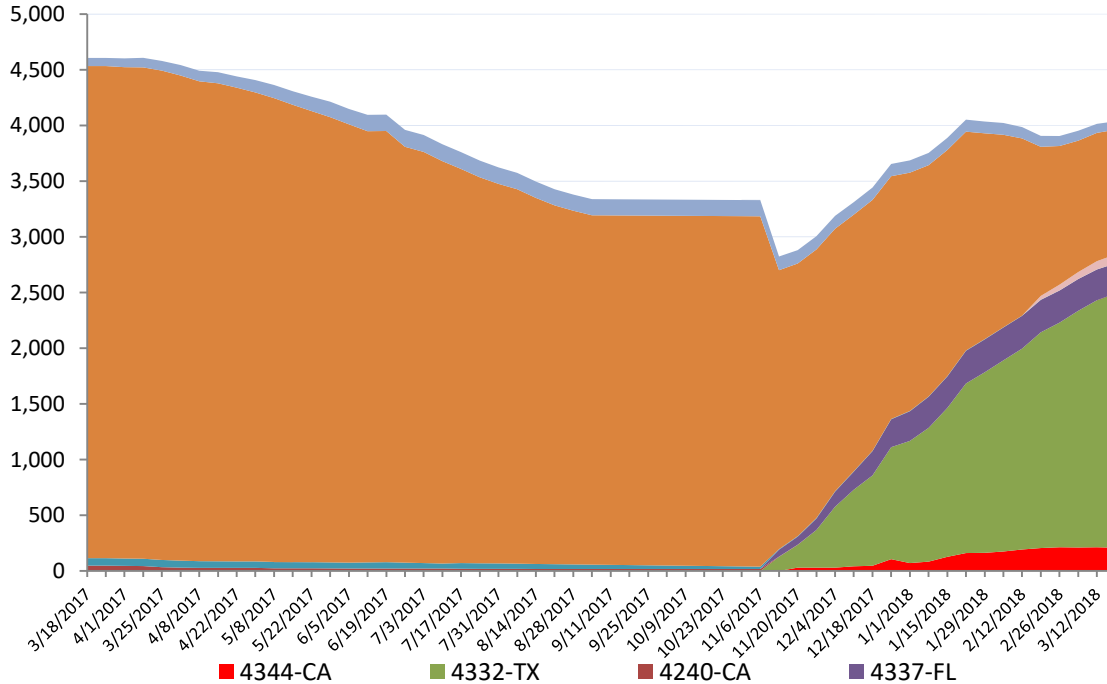
This weeks PA Highlights

- **Over \$4.4 Million was obligated to Protective Measures for the Virgin Islands.**
- **Over \$12.8 Million was obligated to Public Buildings for Louisiana.**
- **Over \$26.6 Million was obligated to Debris Removal for California.**
- **\$27.5 Million was obligated to Recreational or Other for New York.**

Direct Housing

Total Households in FEMA Direct Housing per State

Past Year per Week, 3/18/2017 – 3/18/2018, There are currently **4,051** Households Occupying **4,051** Temporary Units



DR	IA Declaration Date	Program End Date	Current # of Households in Direct Housing (Weekly Change)
4339-PR	9/10/2017	3/20/2019	80 (+6)
4266-TX	3/19/2016	9/19/2017	1 (0)
4277-LA	8/14/2016	2/14/2018	1,120 (-32)
4285-NC	10/10/2016	4/10/2018	75 (-6)
4332-TX	8/25/2017	2/25/2018	2,283 (+65)
4337-FL	9/10/2017	3/10/2018	270 (-6)
4344-CA	10/10/2017	4/10/2018	209 (-4)



States with Currently Occupied Units

NPSC Call Activity

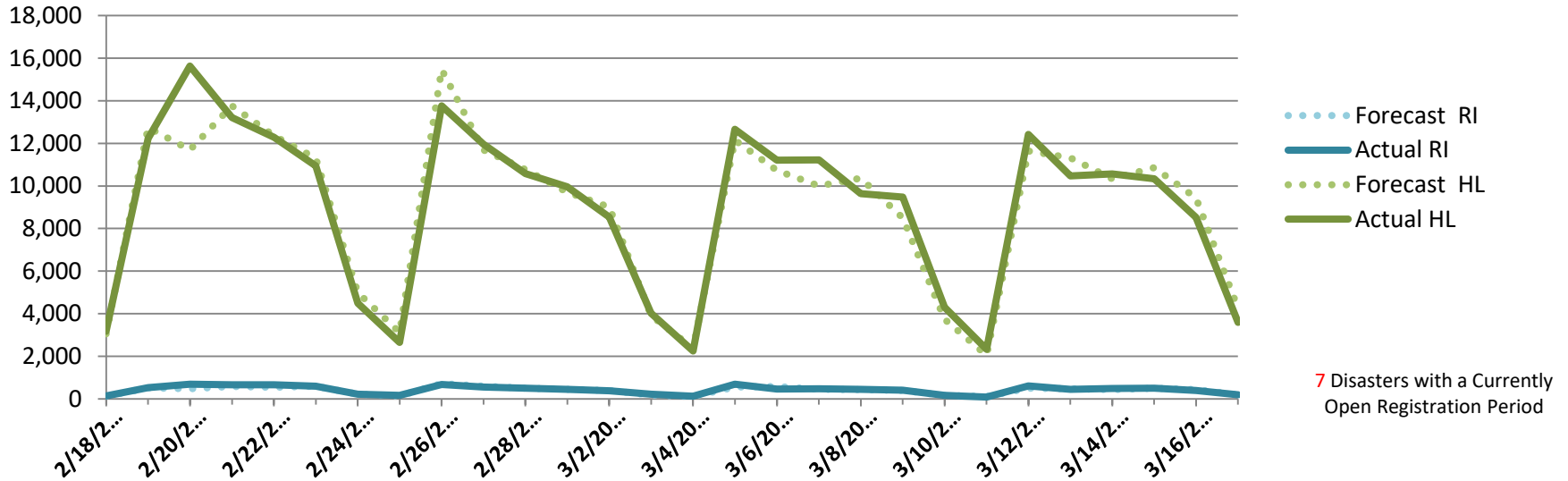
NPSC Call Activity in the Past Week

3/11/2018 through 3/17/2018

Call Type	Projected Calls	Actual Calls
Registration Intake:	2,666	2,733
Helpline:	59,868	58,237
Combined:	62,534	60,970

NPSC Call Forecasting and Actual Calls Over the Past 4 Weeks

2/18/2018 through 3/17/2018

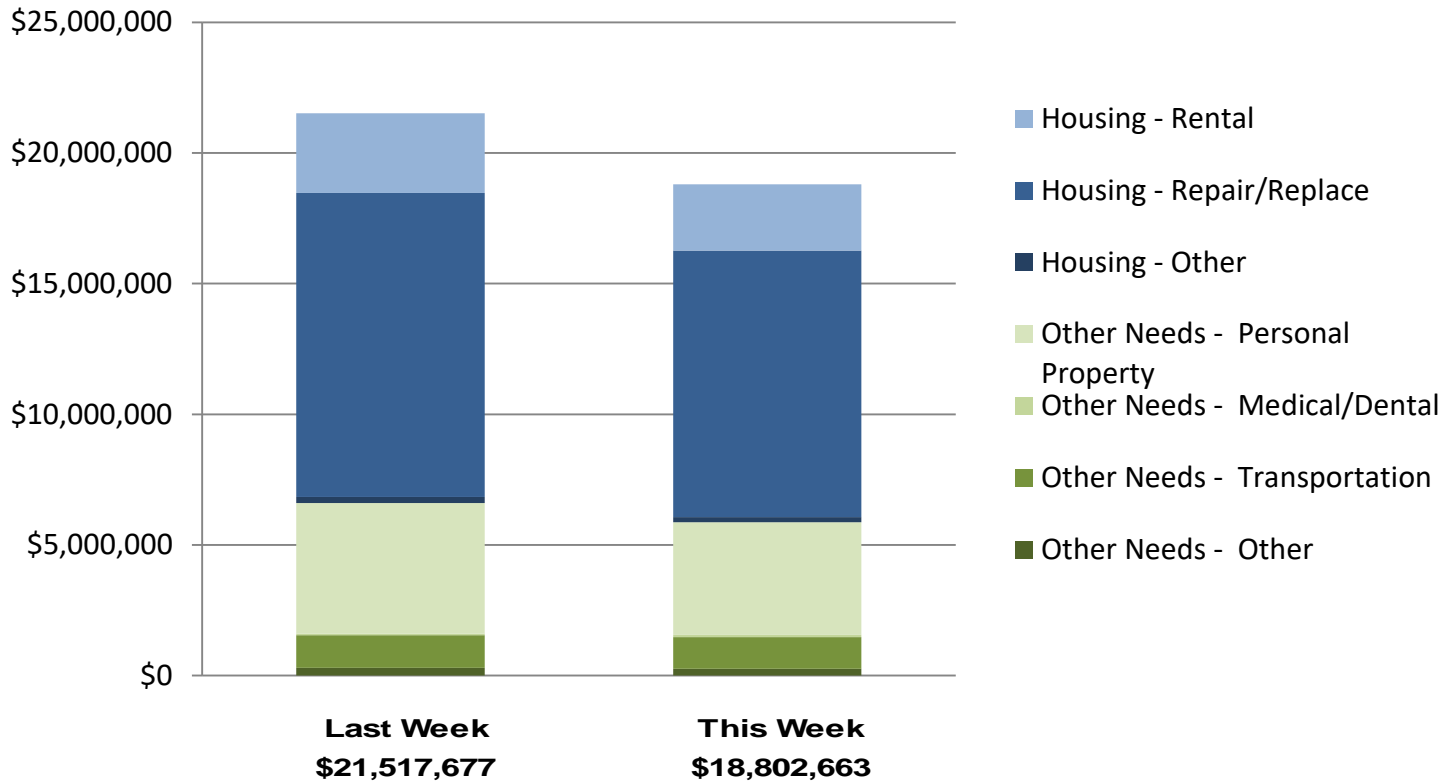


Individual Assistance Activity

	Individuals and Households Program Activity As Of: 3/19/18				
	In Past 7 Days		Cumulative		
	Applicants Approved	Amount Approved	Applicants Approved	Amount Approved	
	4336-PR Declared 09-10-2017 End Of Reg Period 06-18-2018				
Open Registration Period	Housing Assistance	2	\$34,406.00	980	\$6,124,045.36
	Other Needs Assistance	1	\$7,000.00	998	\$1,612,755.69
	Total IHP	\$41,406.00		\$7,736,801.05	
	Average IHP			\$5,274	
	Total Max Grants			139	
	4339-PR Declared 09-20-2017 End Of Reg Period 06-18-2018				
Open Registration Period	Housing Assistance	1,957	\$6,206,744.79	201,927	\$592,656,355.04
	Other Needs Assistance	2,306	\$3,558,865.20	367,107	\$488,568,054.23
	Total IHP	\$9,765,609.99		\$1,081,224,409.27	
	Average IHP			\$2,443	
	Total Max Grants			2878	
	4353-CA Declared 01-02-2018 End Of Reg Period 03-16-2018				
Open Registration Period	Housing Assistance	22	\$153,538.12	633	\$3,528,681.40
	Other Needs Assistance	11	\$22,133.72	162	\$549,651.19
	Total IHP	\$175,671.84		\$4,078,332.59	
	Average IHP			\$6,015	
	Total Max Grants			42	
	4357-AS Declared 03-02-2018 End Of Reg Period 05-01-2018				
Open Registration Period	Housing Assistance	95	\$398,604.15	95	\$398,604.15
	Other Needs Assistance	81	\$108,027.36	81	\$108,027.36
	Total IHP	\$506,631.51		\$506,631.51	
	Average IHP			\$3,927	
	Total Max Grants			1	
Other IHP Active	12 Declarations IHP Programmatically Open - Closed Registration *				
	Housing Assistance	1,258	\$6,139,273.19		
	Other Needs Assistance	817	\$2,174,070.11		
	Total IHP	\$8,313,343.30			
	Total IHP Approved in Past Week	\$18,802,662.64			

Individual Assistance Activity

IHP Approved per Category in the Past 2 Weeks – 3/5/2018 through 3/19/2018





FEMA

FEMA's mission is helping people before, during, and after disasters.