



FEMA

Daily Operations Briefing

Tuesday, March 13, 2018

8:30 a.m. EDT

Nor'easter March 12 & continuing



FEMA

Current Situation

A third coastal storm in two weeks will deliver heavy wet snow, gusty winds, and minor coastal flooding from the Mid-Atlantic to New England

Impacts

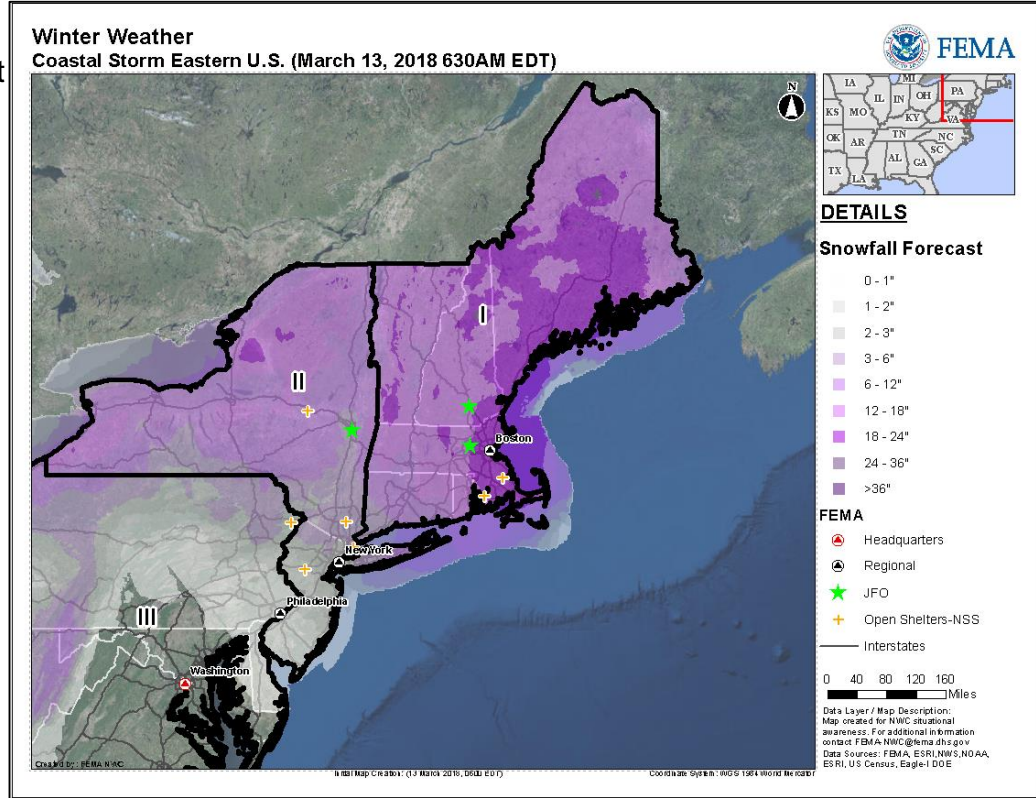
- Widespread flight cancellations
- Amtrak temporarily suspended NE corridor service between Boston and New York
- Widespread school closures in New England

State / Local Preparations / Response

- MA, VT, & RI EOCs at Partial Activation
- NJ EOC at Monitoring

FEMA Preparations / Response

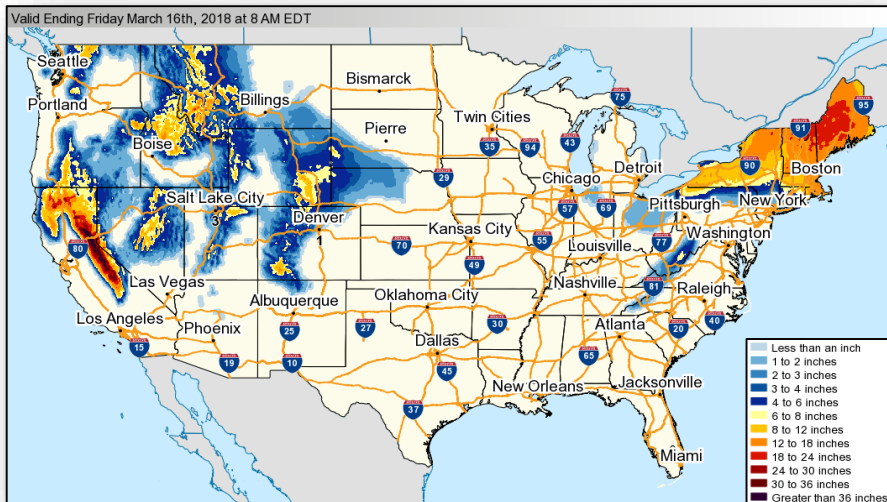
- FEMA Region I, II and III RWCs continue to monitor
- FEMA Region I at Enhanced Watch
- FEMA Region I deployed LNO to RI EOC
- NWC continues to monitor
- No reported unmet needs and no requests for FEMA assistance



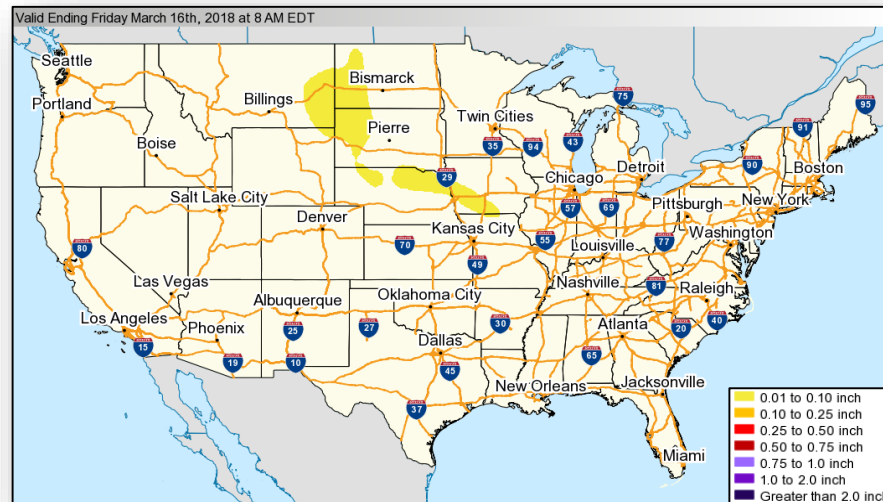
Winter Precipitation Outlook



FEMA



Forecast Snowfall

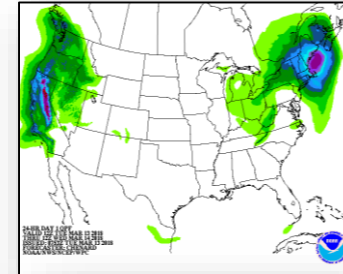
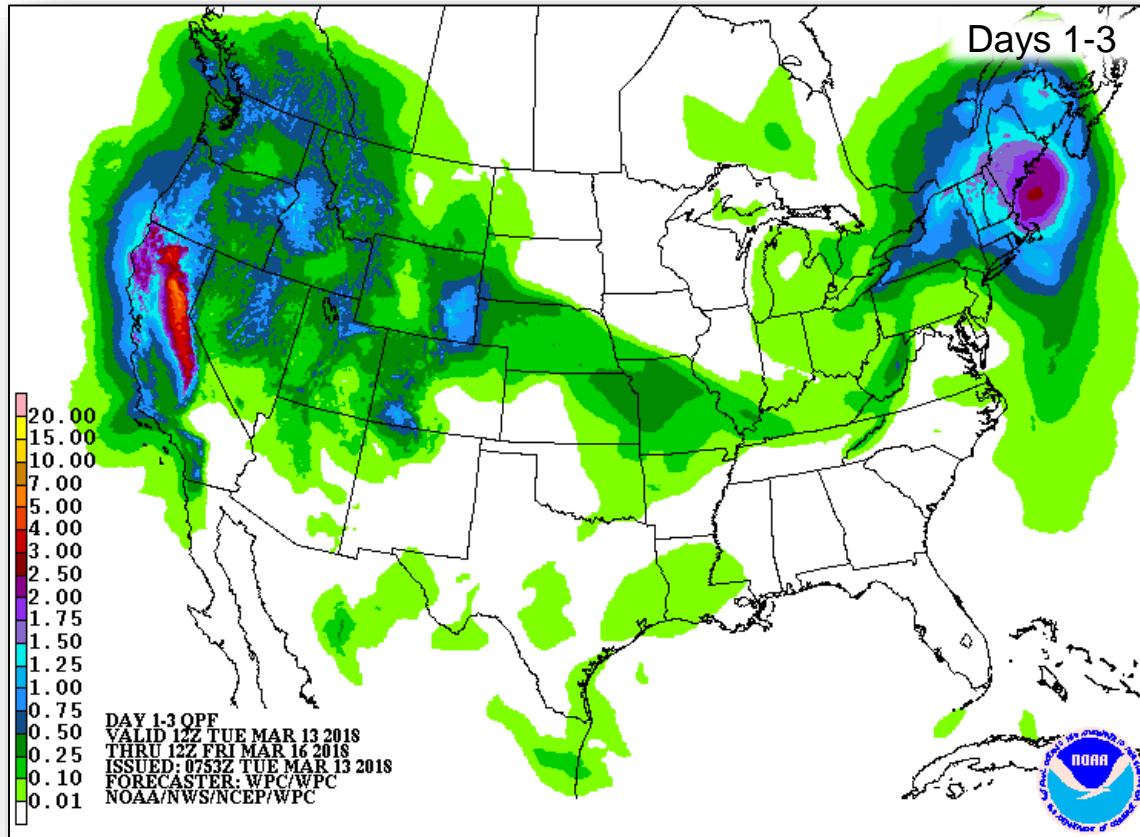


Forecast Ice Accumulation

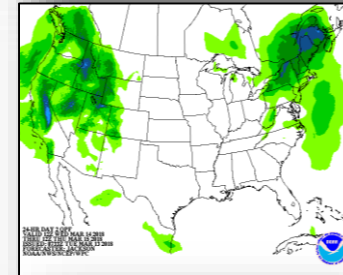
Precipitation Forecast



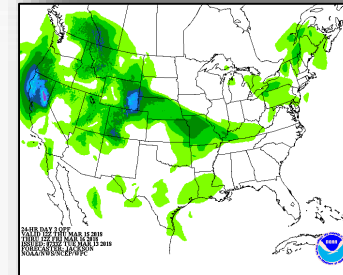
FEMA



Day 1



Day 2

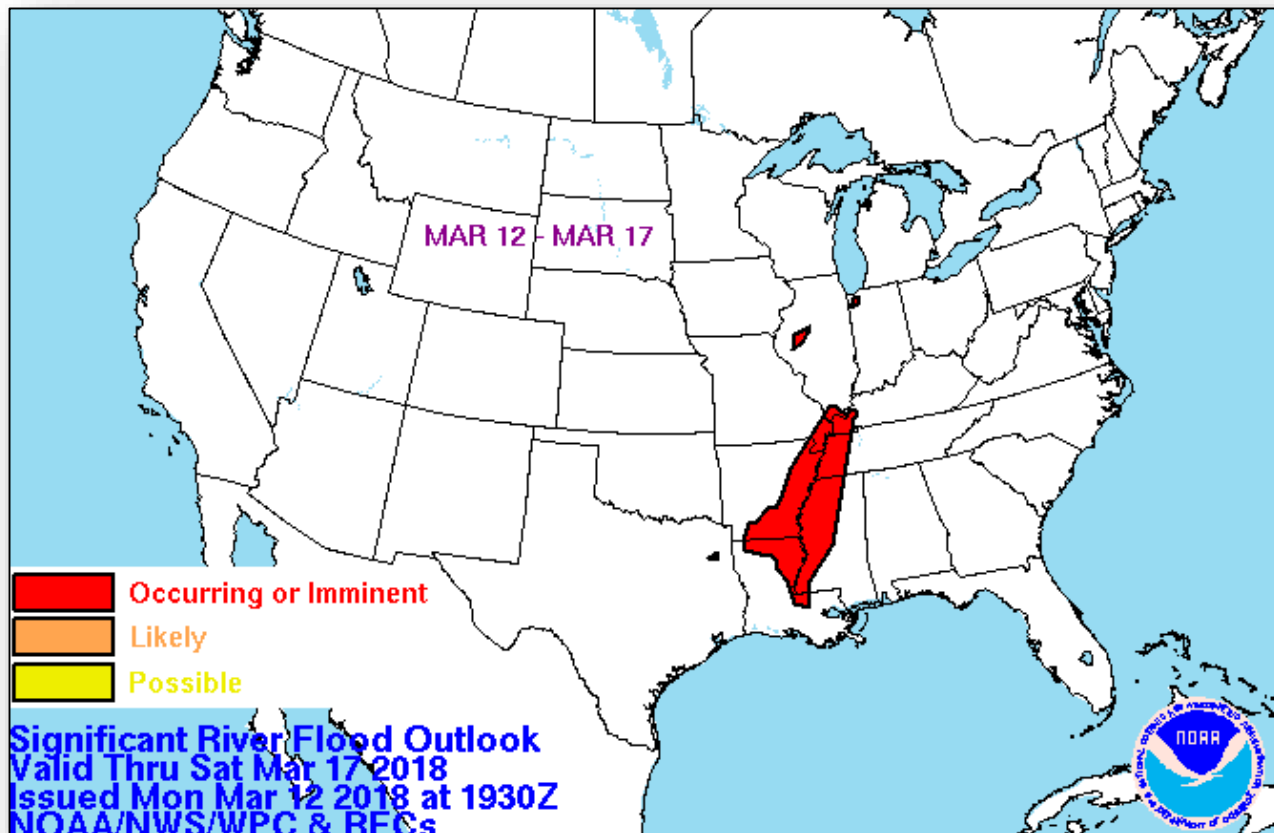


Day 3

Significant River Flood Outlook



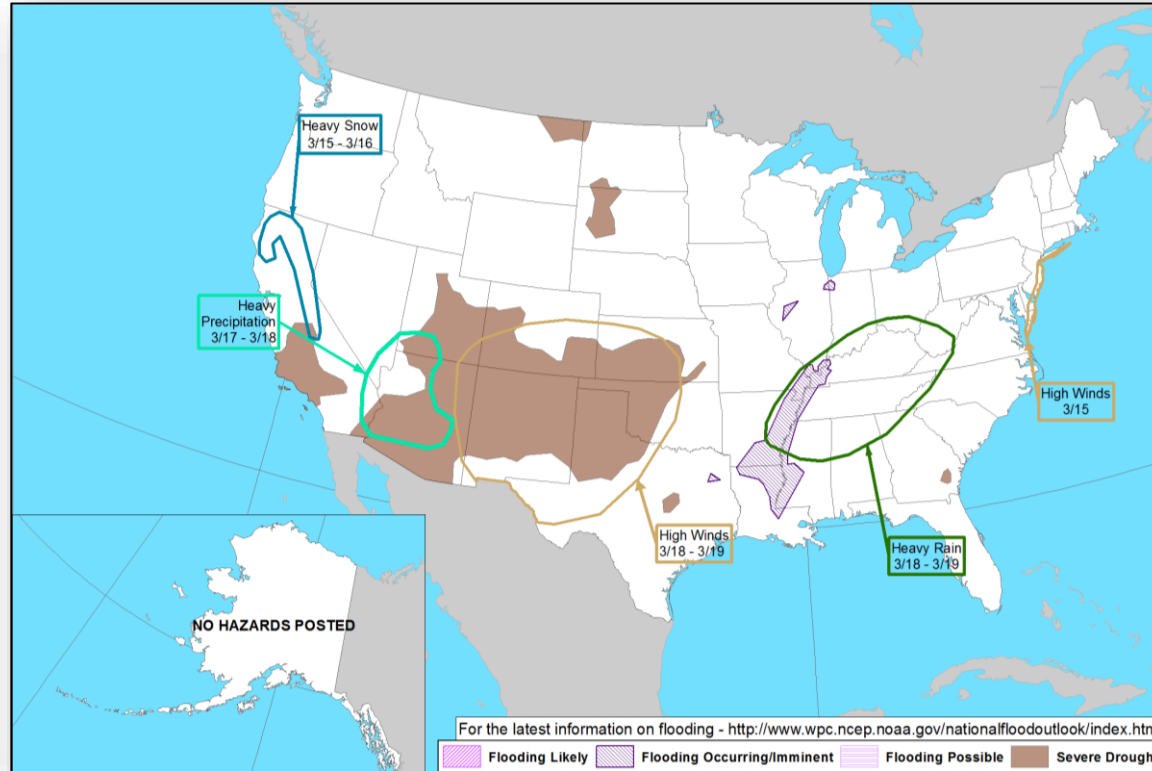
FEMA



Hazards Outlook – Mar 15-19



FEMA



Joint Preliminary Damage Assessments



FEMA

Region	State / Location	Event	IA / PA	Number of Counties		Start – End
				Requested	Completed	
I	MA	Nor'easter March 2-4, 2018	IA	7	0	3/12 – TBD
			PA	9	0	3/15 – TBD
V	OH	Severe Storms and Flooding February 14-25, 2018	IA	0	0	N/A
			PA	21	0	3/12 – TBD

Disaster Requests & Declarations



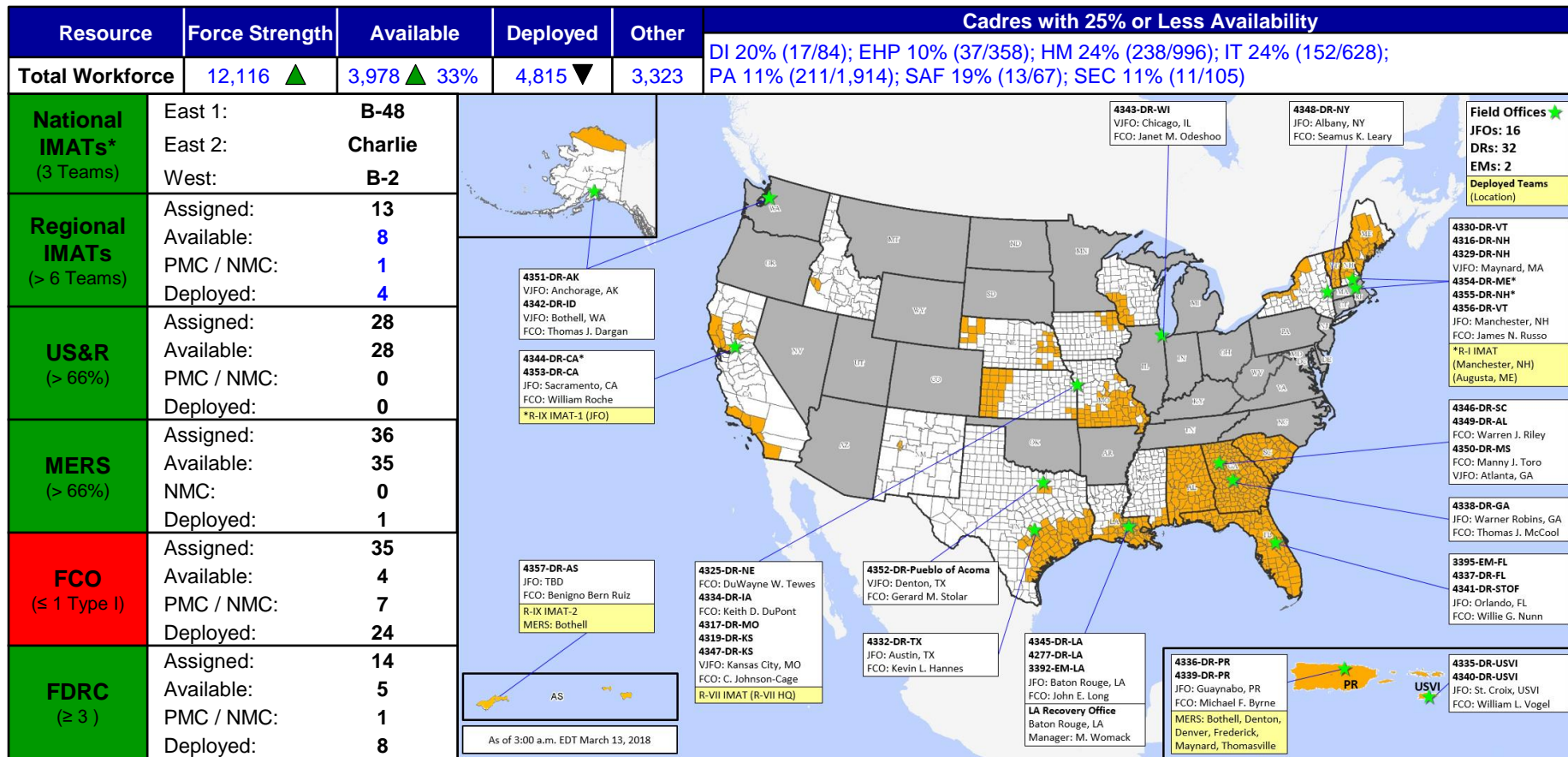
FEMA

Declaration Requests in Process					Requests APPROVED (since last report)	Requests DENIED (since last report)
3	IA	PA	HM	Date Requested	0	0
AK – DR Severe Storm		X	X	January 25, 2018		
MT – (Appeal) Wildfires		X	X	January 26, 2018		
KY – DR Severe Storm, Flooding, Landslides & Mudslides		X	X	March 8, 2018		

Readiness – Deployable Teams and Assets



FEMA



* B-2 Status: Assemble ≤ 2-hrs, On Site ≤ 18-hrs; B-48 Status: Assemble and deploy ≤ 48hrs; Charlie Status: No team assemble time requirement

FEMA Readiness – Activation Teams



FEMA

Resource	Status	Total	Status	Activated Team	Activation Level	Activation Times	Reason / Comments
NWC		5	Steady State				
NRCC		2	Available				
HLT		1	Available				
RWCs/MOCs		10	Activated	Region I	Enhanced Watch	Days	Nor'easter
RRCCs		10	Available				

Backup Regions: VIII, V, & IV

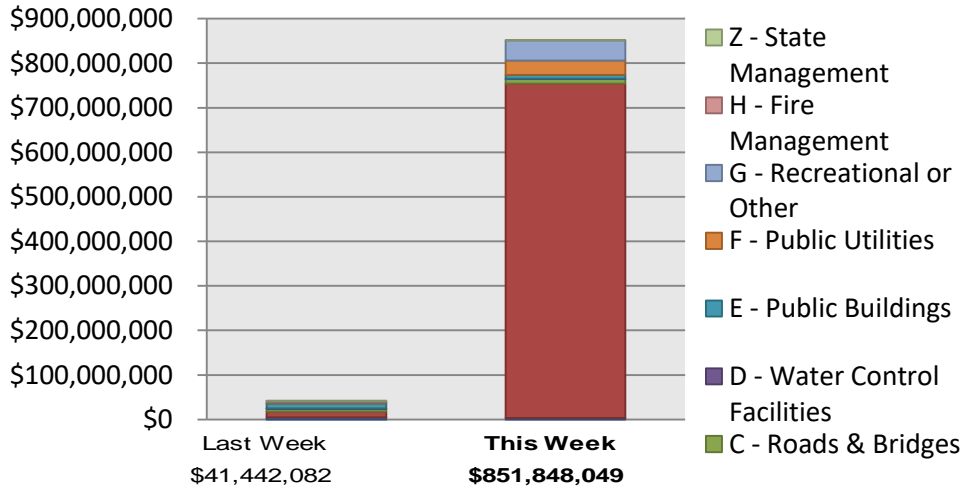
Public Assistance Grant Program



FEMA

PA Project Worksheets Obligated in past week, as of 03/12/18 at 1500 EDT										
PA Category	Emergency Work		Permanent Work					H - Fire Management	Z - State Management	Total
	A - Debris Removal	B - Protective Measures	C - Roads & Bridges	D - Water Control Facilities	E - Public Buildings	F - Public Utilities	G - Recreational or Other			
Number Of PWs Obligated	53	65	91	13	45	40	42	0	37	386
Federal Share Obligated	\$3,628,650.56	\$751,088,433.87	\$9,546,425.18	\$798,538.80	\$8,483,701.59	\$32,743,671.27	\$44,899,255.90	\$0.00	\$659,371.40	\$851,848,048.57

Public Assistance Obligated per Category In the Past 2 Weeks – 2/26/2018 through 3/12/2018



This weeks PA Highlights

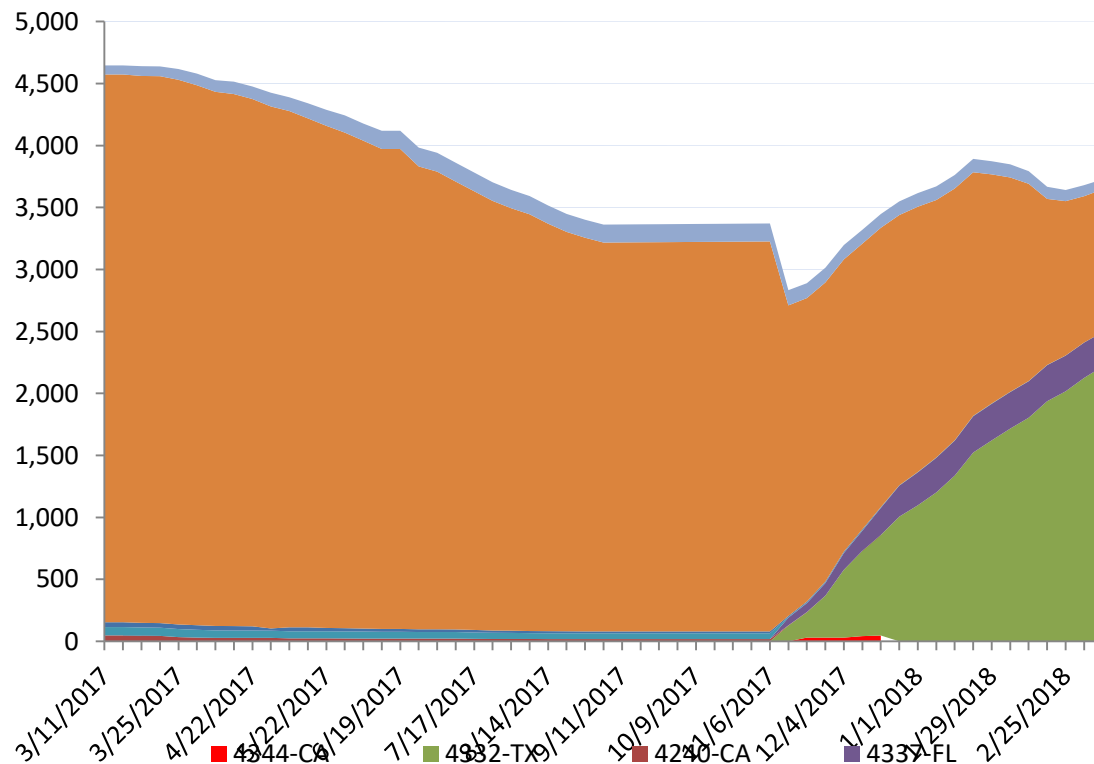
- **Over \$747.5 Million was obligated to Protective Measures for Puerto Rico.**
- **\$28.1 Million was obligated to Public Utilities for Oklahoma.**
- **Approximately \$1.1 Million was obligated to Debris Removal for California.**
- **\$42.8 Million was obligated to Recreational or Other for New York.**

Direct Housing

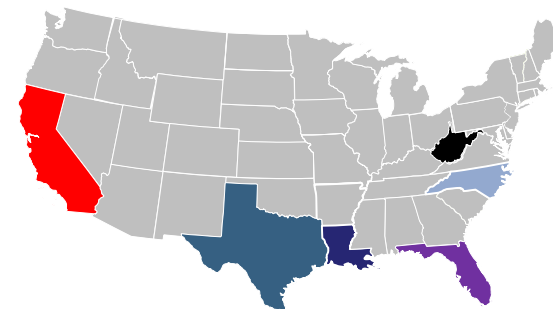


FEMA

Total Households in FEMA Direct Housing per State
Past Year per Week, 3/11/2017 – 3/11/2018, There are currently **4,027** Households
Occupying **4,027** Temporary Units



DR	IA Declaration Date	Program End Date	Current # of Households in Direct Housing (Weekly Change)
4339-PR	9/10/2017	3/20/2019	74 (+12)
4266-TX	3/19/2016	9/19/2017	1 (0)
4277-LA	8/14/2016	2/14/2018	1,152 (-28)
4285-NC	10/10/2016	4/10/2018	81 (-8)
4332-TX	8/25/2017	2/25/2018	2,218 (+93)
4337-FL	9/10/2017	3/10/2018	276 (-9)
4344-CA	10/10/2017	4/10/2018	213 (+2)



States with Currently Occupied Units

NPSC Call Activity



FEMA

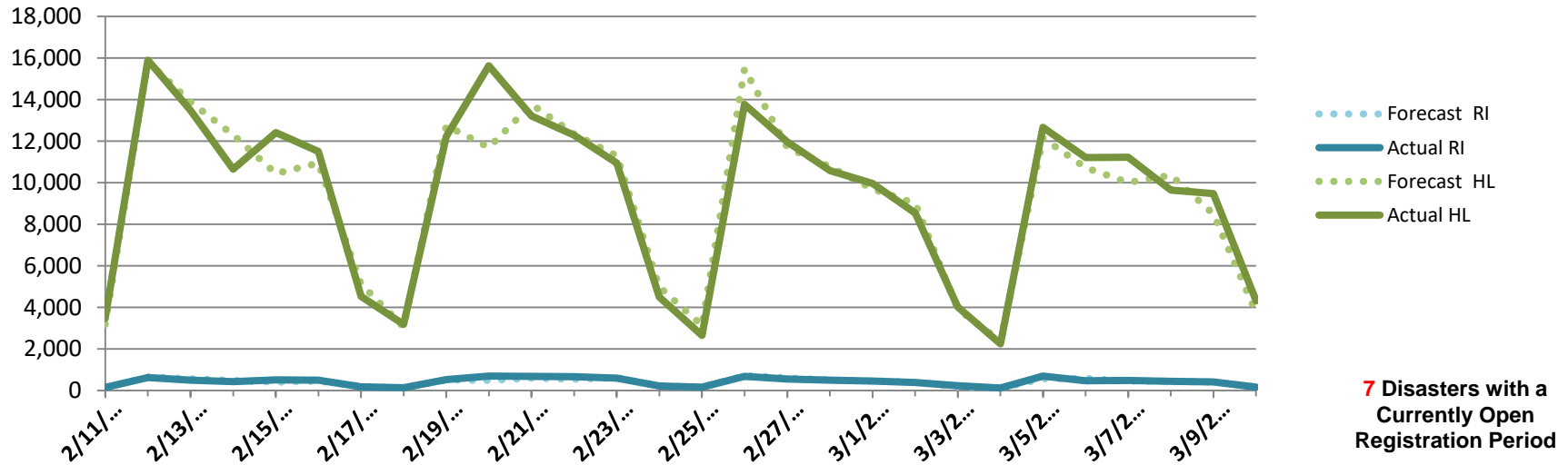
NPSC Call Activity in the Past Week

3/3/2018 through 3/10/2018

Call Type	Projected Calls	Actual Calls
Registration Intake:	2,711	2,767
Helpline:	57,839	60,770
Combined:	60,550	63,537

NPSC Call Forecasting and Actual Calls Over the Past 4 Weeks

2/11/2018 through 3/10/2018

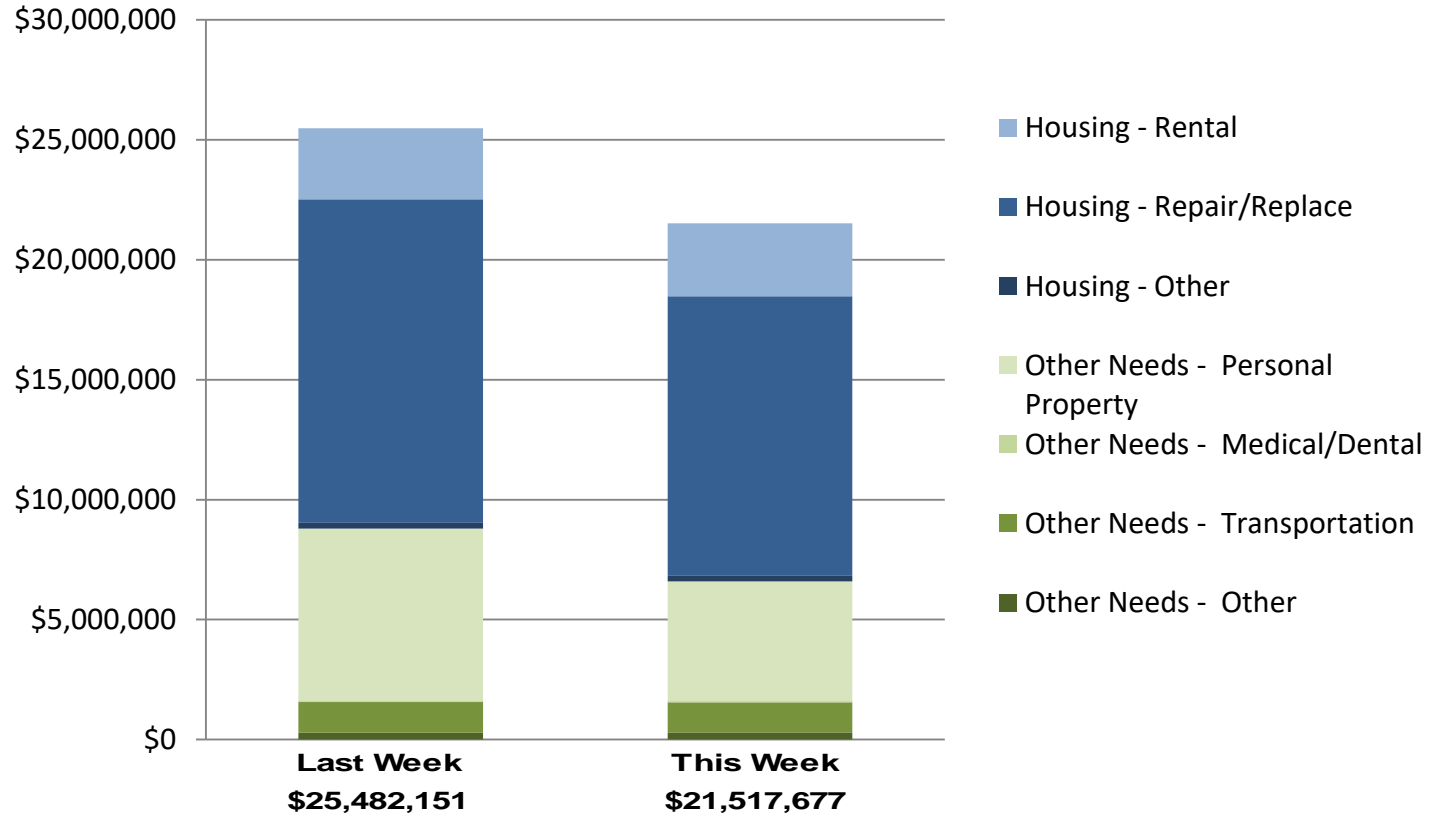


Individual Assistance Activity



FEMA

IHP Approved per Category in the Past
2 Weeks – 2/26/2018 through 3/12/2018





FEMA

FEMA's Mission

Helping people Before, During, and After disasters