



# **FEMA**

## **Daily Operations Briefing**

**Sunday, March 11, 2018**

**8:30 a.m. EDT**

# Significant Activity – Mar 10-11



FEMA

**Significant Events:** No significant activity

**Tropical Activity:** Western Pacific – No activity affecting U.S. interests

**Significant Weather:**

- Severe thunderstorms possible – Lower Mississippi Valley
- Heavy snow possible – Ohio Valley to Southern/Central Appalachians
- Space Weather – Past 24 hours: none occurred; next 24 hours: none expected

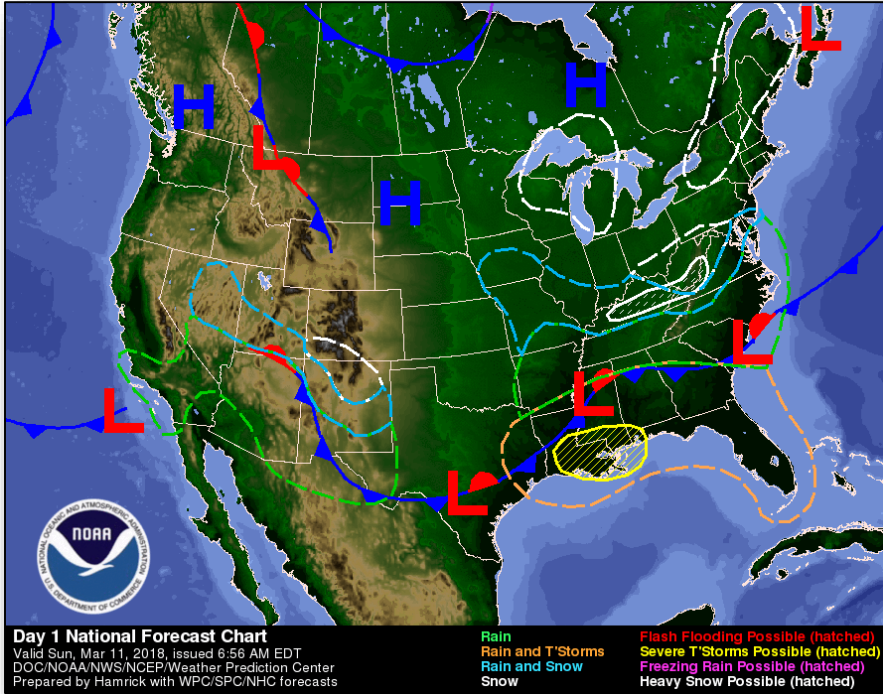
**Earthquake Activity:** No significant activity

**Declaration Activity:** None

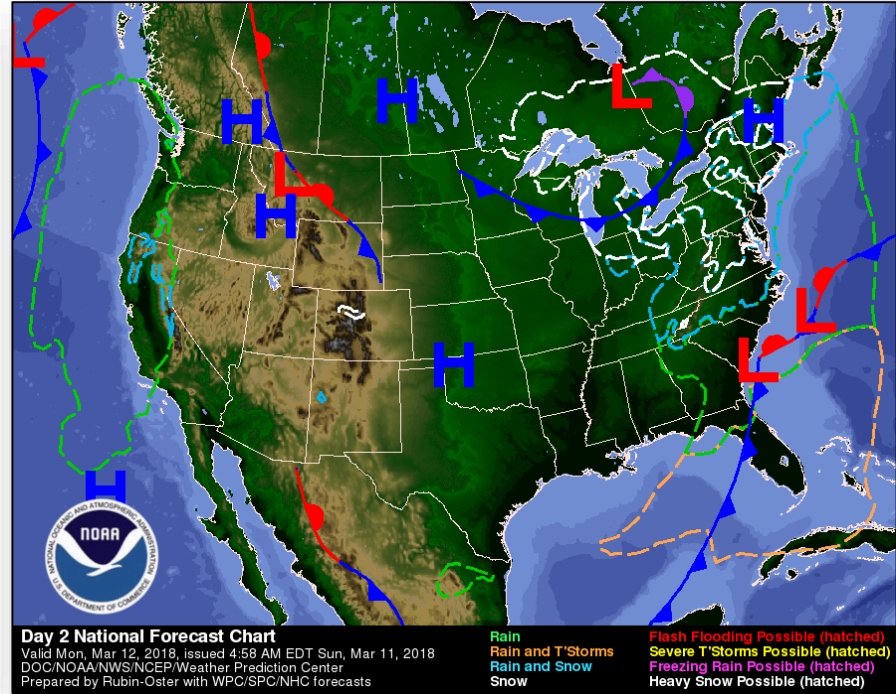
# National Weather Forecast



FEMA



*Today*

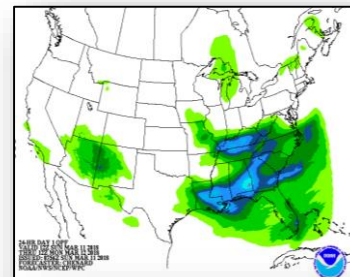
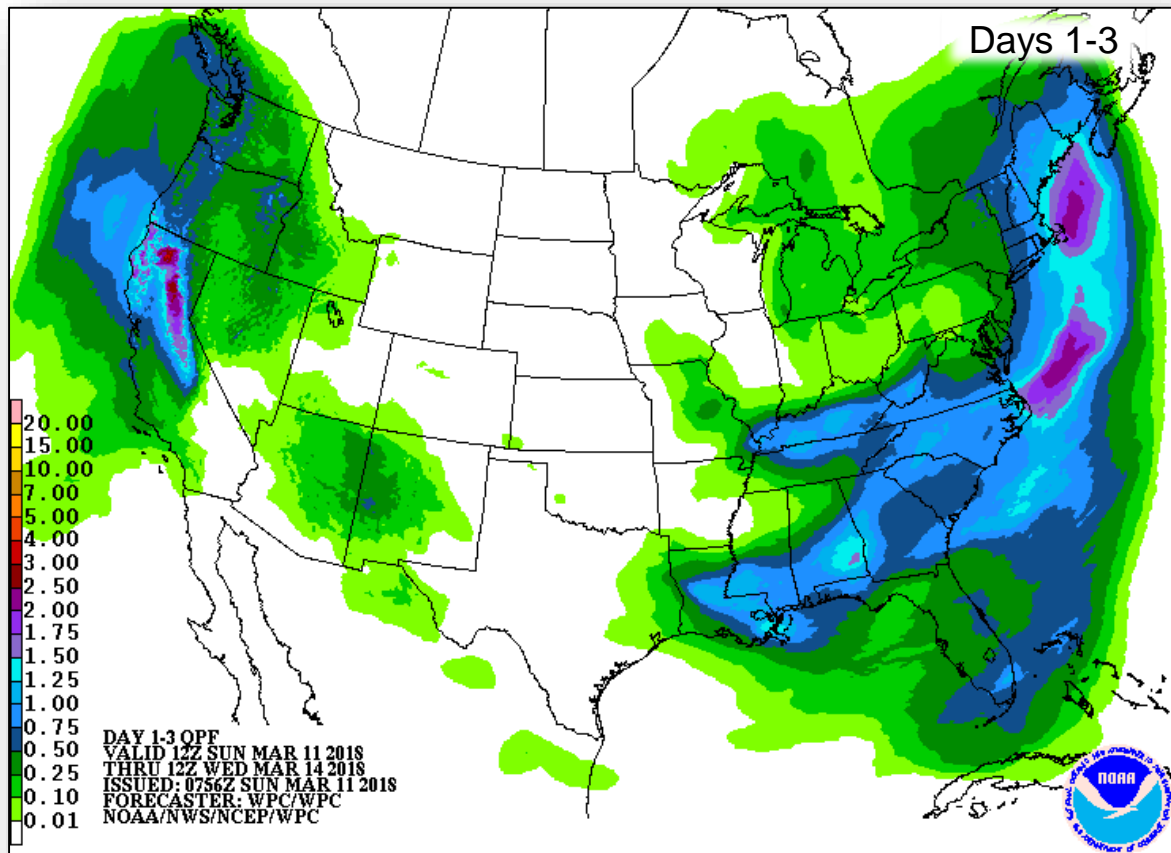


*Tomorrow*

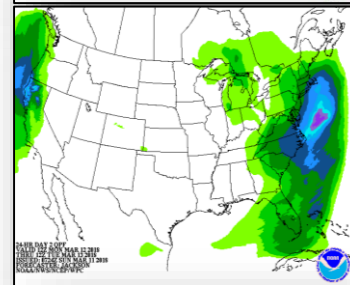
# Precipitation Forecast



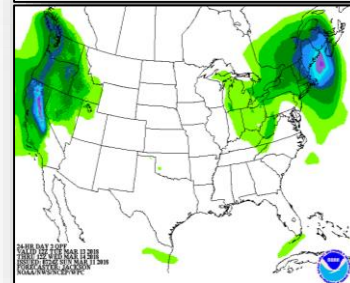
FEMA



Day 1

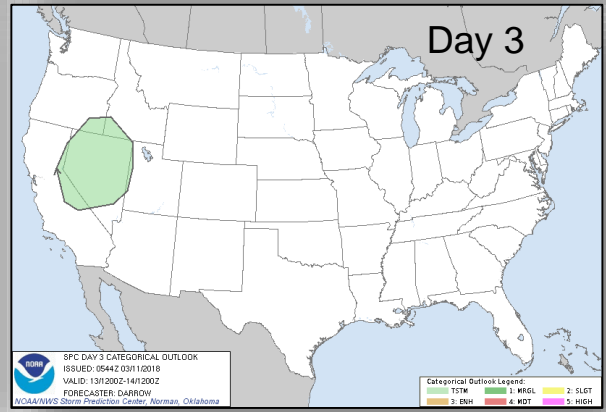
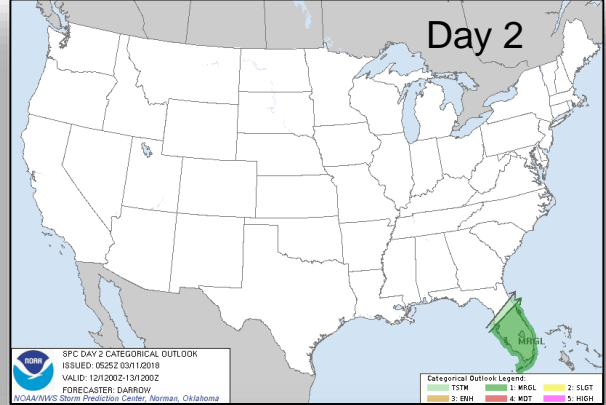
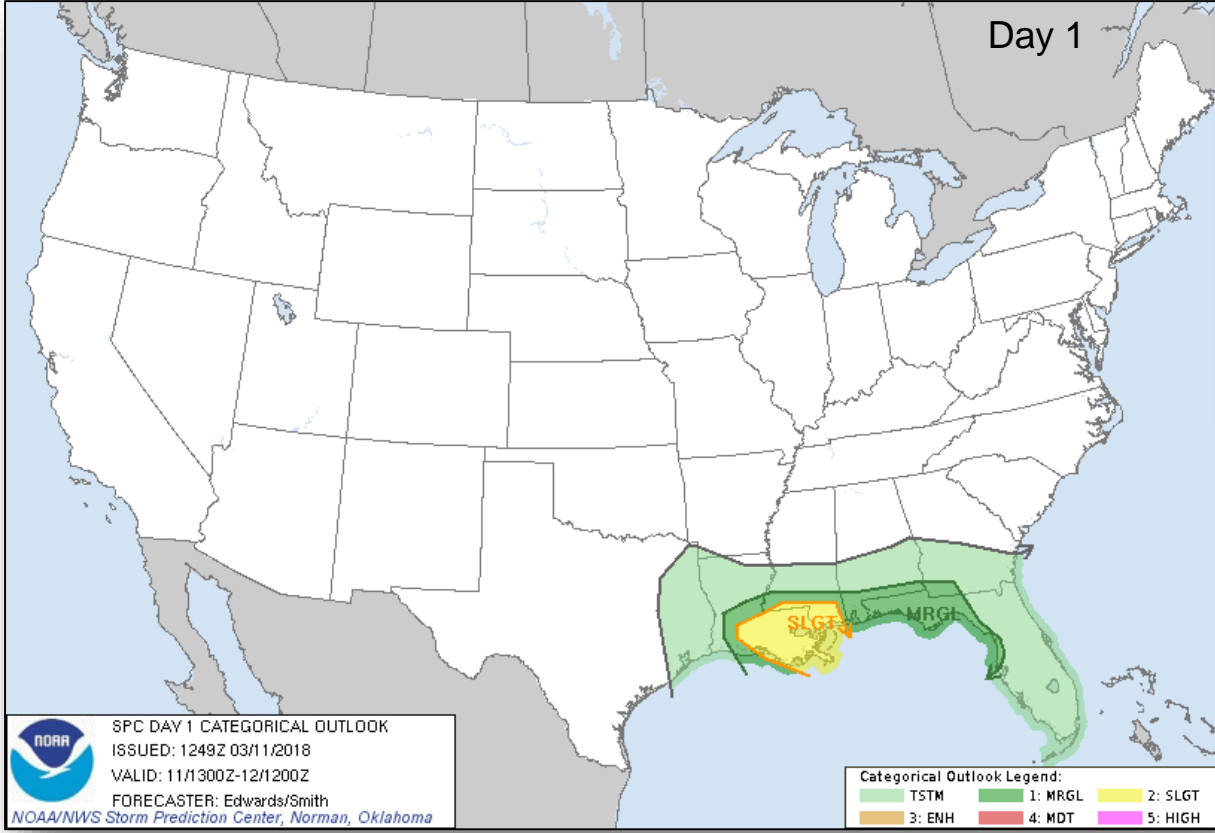


Day 2

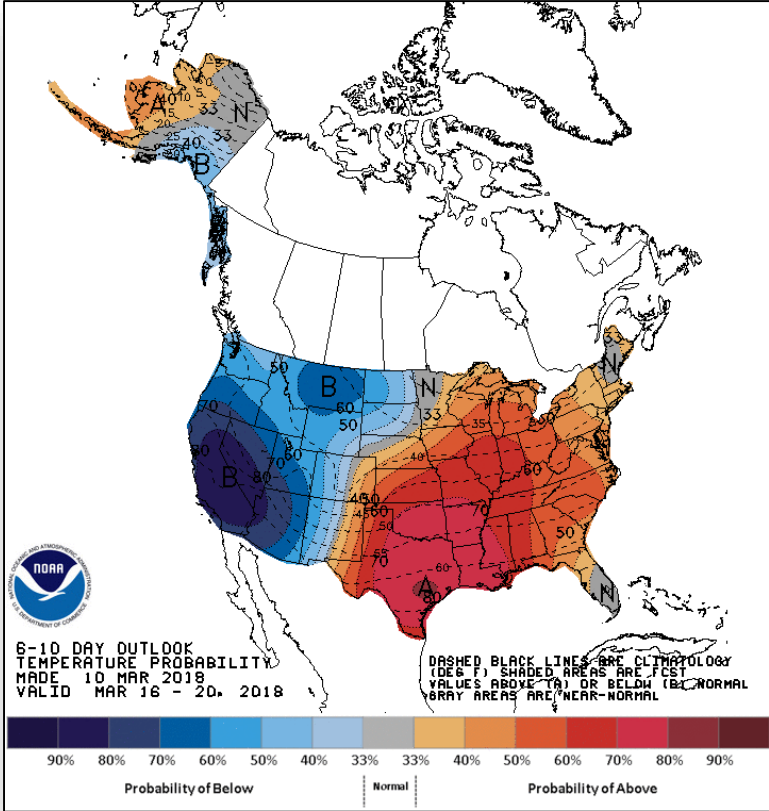


Day 3

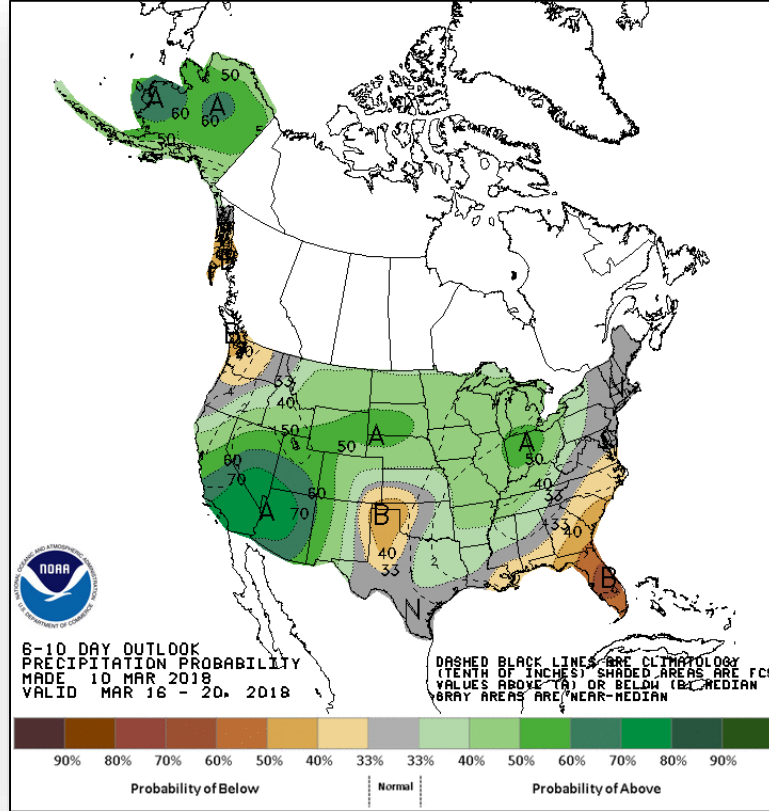
# Severe Weather Outlook – Days 1-3



# 6-10 Day Outlooks



**6-10 Day Temperature Probability**



**6-10 Day Precipitation Probability**



# Space Weather



FEMA

	Space Weather Activity	Geomagnetic Storms	Solar Radiation	Radio Blackouts
Past 24 Hours	None	None	None	None
Next 24 Hours	None	None	None	None

For further information on NOAA Space Weather Scales refer to <http://www.swpc.noaa.gov/noaa-scales-explanation>



# Joint Preliminary Damage Assessments



FEMA

Region	State / Location	Event	IA / PA	Number of Counties		Start – End
				Requested	Completed	
I	MA	Nor'easter March 2-4, 2018	IA	6	0	3/9 – TBD
			PA	9	0	3/12 – TBD
V	OH	Severe Storms and Flooding February 14-25, 2018	IA	0	0	N/A
			PA	21	0	3/12 – TBD



# Disaster Requests & Declarations



**FEMA**

Declaration Requests in Process					Requests APPROVED (since last report)	Requests DENIED (since last report)
<b>3</b>	<b>IA</b>	<b>PA</b>	<b>HM</b>	<b>Date Requested</b>	<b>0</b>	<b>0</b>
AK – DR Severe Storm		X	X	January 25, 2018		
MT – (Appeal) Wildfires		X	X	January 26, 2018		
KY – DR Severe Storm, Flooding, Landslides & Mudslides		X	X	March 8, 2018		

# Readiness – Deployable Teams and Assets



Resource	Force Strength	Available	Deployed	Other	Cadres with 25% or Less Availability	
<b>Total Workforce</b>	12,115 ▼	3,952 ▲ 33%	4,831 ▼	3,332	DI 20% (17/84); EHP 10% (35/358); HM 24% (237/996); IT 25% (158/627); LOG 25% (312/1,246); PA 11% (207/1,914); SAF 18% (12/67); SEC 10% (10/105)	
<b>National IMATs*</b> (3 Teams)	East 1:	<b>B-48</b>				
	East 2:	<b>Charlie</b>				
	West:	<b>B-2</b>				
<b>Regional IMATs</b> (> 6 Teams)	Assigned:	<b>13</b>				
	Available:	<b>6</b>				
	PMC / NMC:	<b>2</b>				
<b>US&amp;R</b> (> 66%)	Assigned:	<b>28</b>				
	Available:	<b>28</b>				
	PMC / NMC:	<b>0</b>				
<b>MERS</b> (> 66%)	Assigned:	<b>36</b>				
	Available:	<b>35</b>				
	NMC:	<b>0</b>				
<b>FCO</b> (≤ 1 Type I)	Assigned:	<b>35</b>				
	Available:	<b>4</b>				
	PMC / NMC:	<b>7</b>				
<b>FDRC</b> (≥ 3)	Assigned:	<b>14</b>				
	Available:	<b>5</b>				
	PMC / NMC:	<b>1</b>				
		Deployed:	<b>5</b>			
		Deployed:	<b>1</b>			
		Deployed:	<b>8</b>			

\* B-2 Status: Assemble ≤ 2-hrs, On Site ≤ 18-hrs; B-48 Status: Assemble and deploy ≤ 48hrs; Charlie Status: No team assemble time requirement

# FEMA Readiness – Activation Teams



**FEMA**

Resource	Status	Total	Status	Activated Team	Activation Level	Activation Times	Reason / Comments
NWC		5	Steady State				
NRCC		2	Available				
HLT		1	Available				
RWCs/MOCs		10	Steady State				
RRCCs		10	Available				

Backup Regions: VIII, X, & VI



# FEMA

## **FEMA's Mission**

*Helping people Before, During, and After disasters*