



FEMA

Daily Operations Briefing

Sunday, March 4, 2018

8:30 a.m. EST

Significant Activity – Mar 3-4



FEMA

Significant Events:

- Northeast coastal storm

Tropical Activity:

- Western Pacific – No activity affecting U.S. interests

Significant Weather:

- Heavy snow and strong winds – Central Great Basin to Northern/Central Plains
- Freezing rain possible – Northern Plains and Upper Mississippi Valley
- Extreme/Critical/Elevated fire weather conditions & Red Flag Warnings – NM, CO, NE, KS, OK, TX, and FL
- Space Weather: Past 24 hours: None observed; Next 24 hours: None predicted

Earthquake Activity: No significant activity

Declaration Activity: Major Disaster Declaration approved for American Samoa

Northeast Coastal Storm – March 1-4



FEMA

Situation

Threat from a Powerful Nor'easter continues to diminish; minor to moderate coastal flooding continued along the NJ, NY, and southern New England coast for the Saturday night high tide cycle – water levels are falling

Impacts

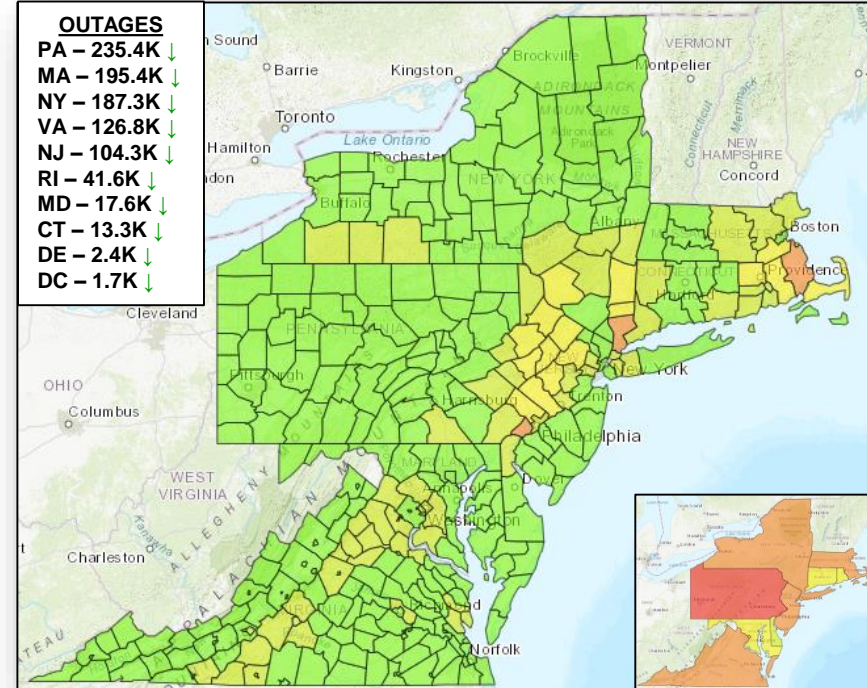
- Fatalities: **Confirmed** in VA (2) and MD (1); **Unconfirmed** (6) in MA, NJ, NY, and MD
- **Power outages trending down from previous report (as of 8:00 a.m. EST)***
- Structures damaged by coastal flooding, backwater inundation & high winds
- Delays/cancellations reported across impacted regions for air/rail/ports
- Numerous road closures due to downed trees and power lines

State/Local Response

- MD, MA & VA Governors declared a State of Emergency
- MA EOC at Full Activation; **National Guard activated**
- PA & NJ EOCs at Partial Activation
- MD, NY, DE, & VA EOCs at Monitoring
- CT, NH, & RI EOCs returned to Normal Operations
- Shelters open/occupants: MA 5/105, NY 18/1, PA 11/153, MD 2/7, VA 1/1, WV 1/2

FEMA Response

- FEMA Regions I-III are monitoring the situation
- **Region I LNO returned from MA EOC**
- Region III IMAT and LNOs on alert
- FEMA NWC rostered Enhanced Watch



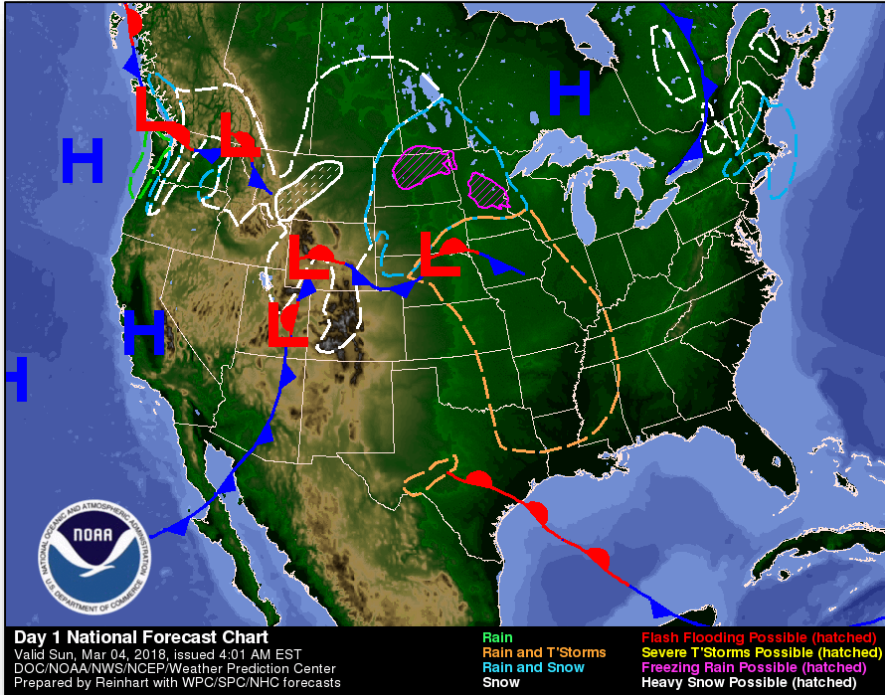
Customers without Power
FEMA Regions I, II, & III*

*Customer outage data is provided by the Department of Energy's EAGLE-I system. Comprehensive National coverage of all electrical service providers is not available.

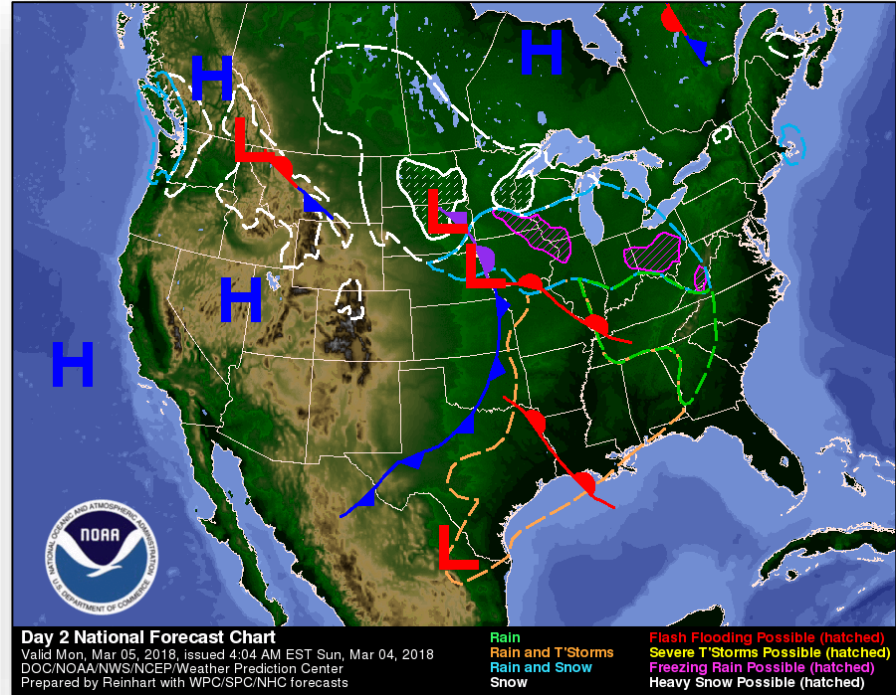
National Weather Forecast



FEMA



Today

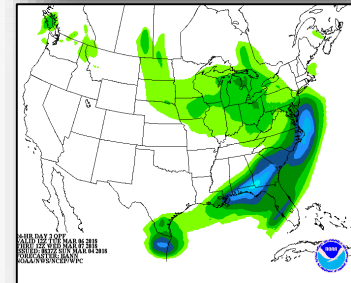
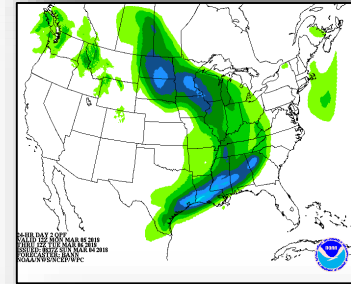
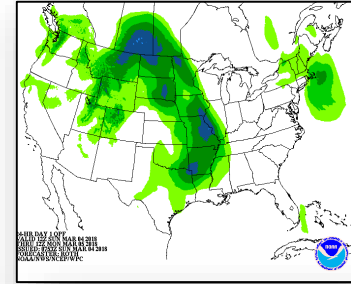
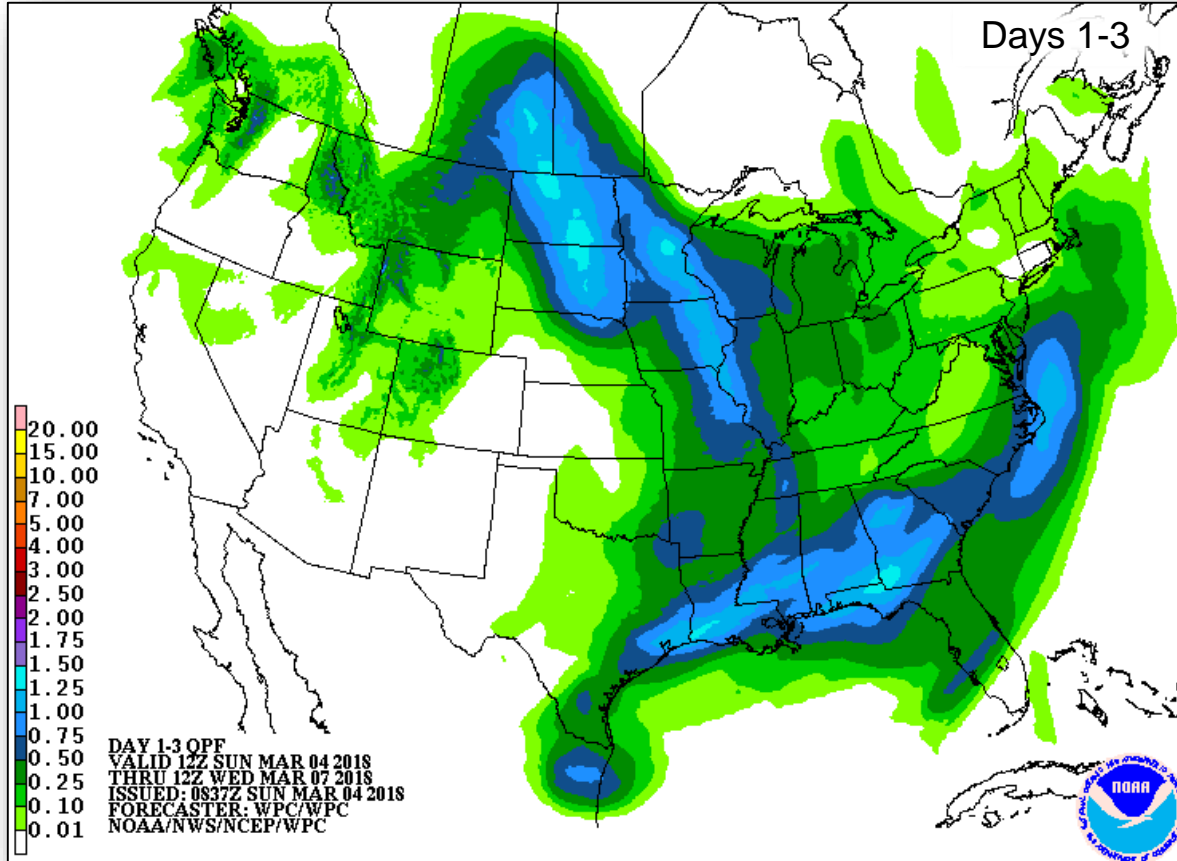


Tomorrow

Precipitation Forecast



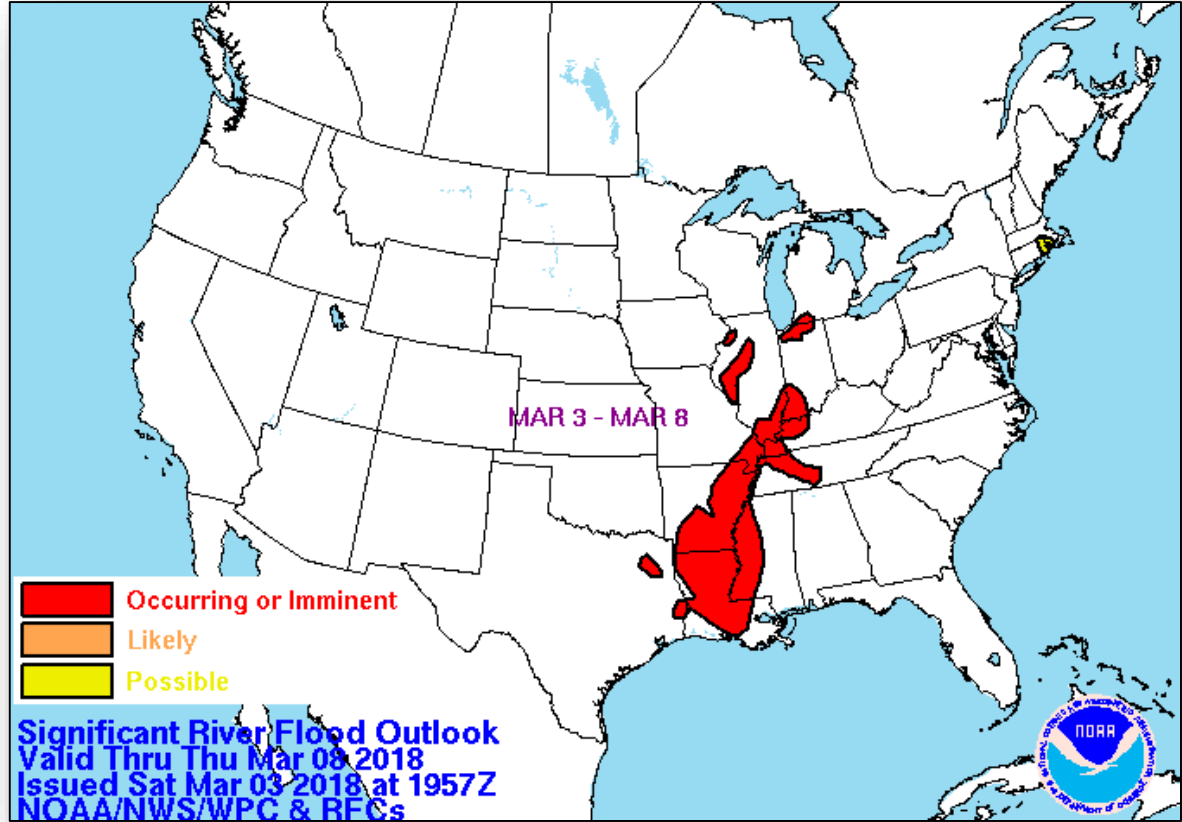
FEMA



Significant River Flood Outlook



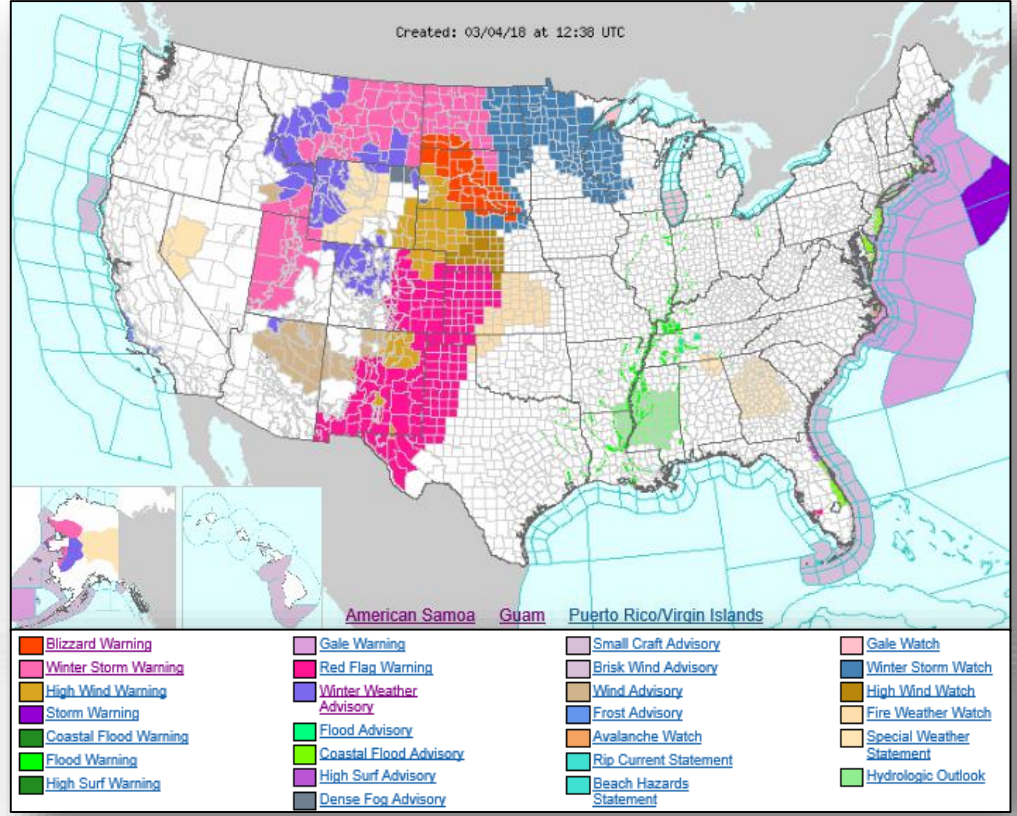
FEMA



Active Watches and Warnings



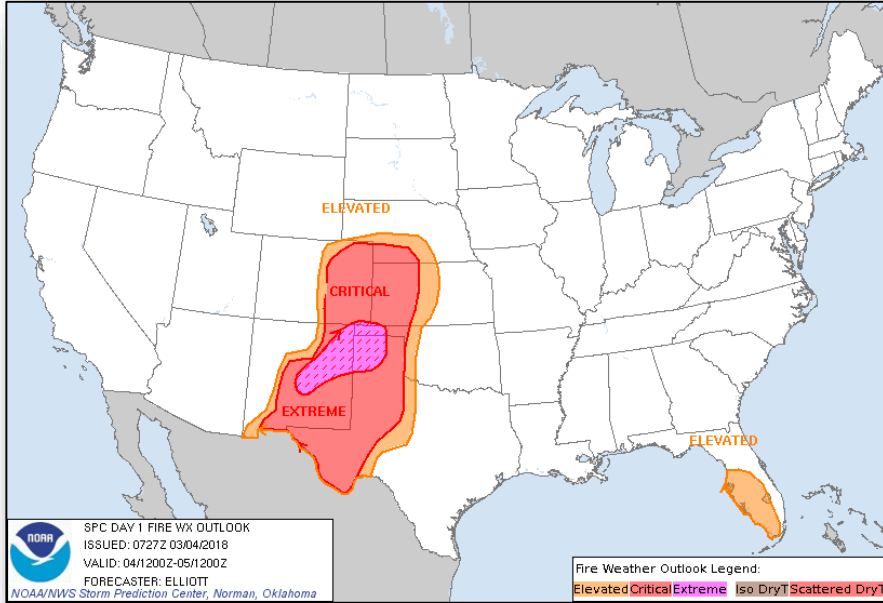
FEMA



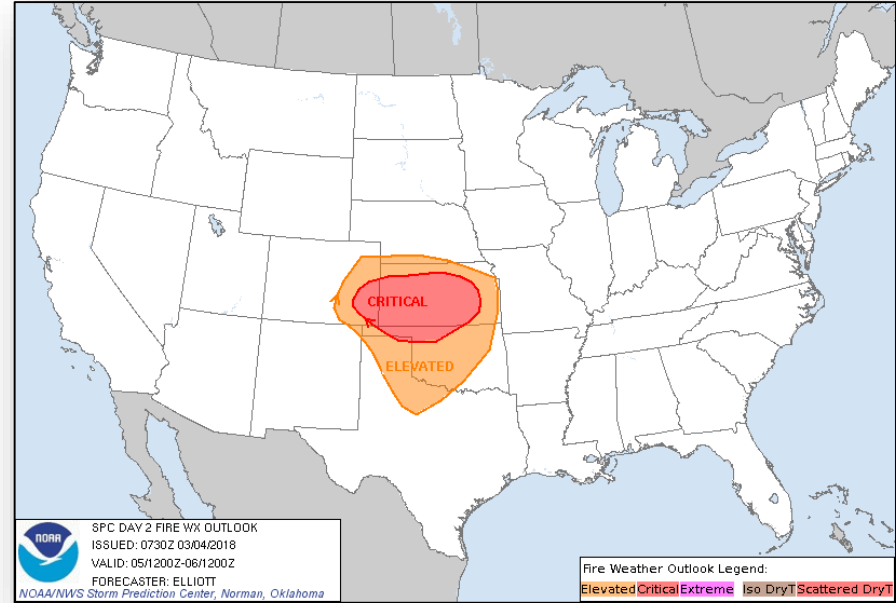
Fire Weather Outlook



FEMA

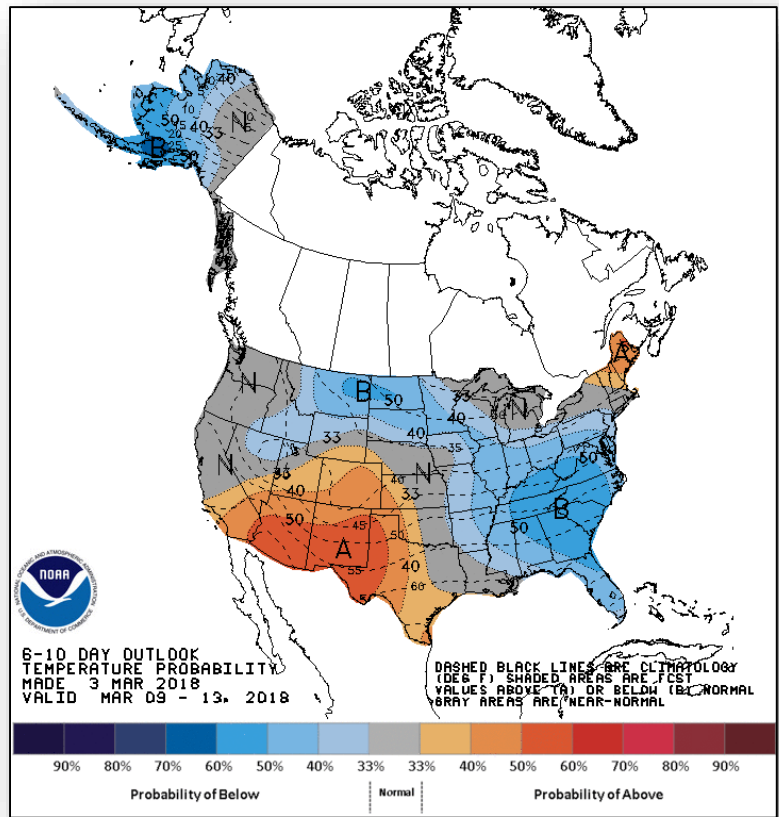


Today

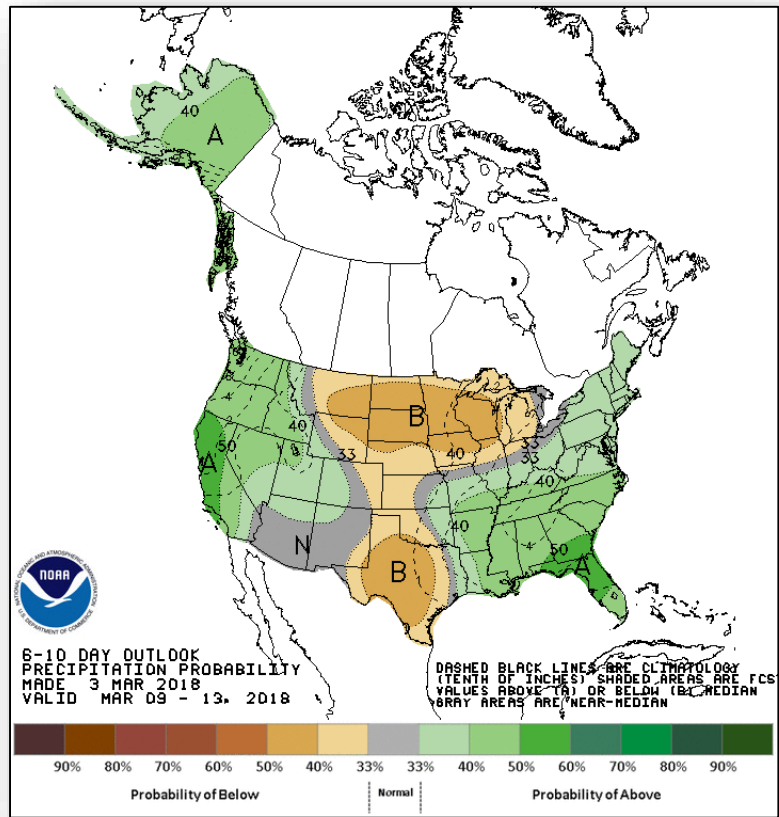


Tomorrow

6-10 Day Outlooks



6-10 Day Temperature Probability



6-10 Day Precipitation Probability

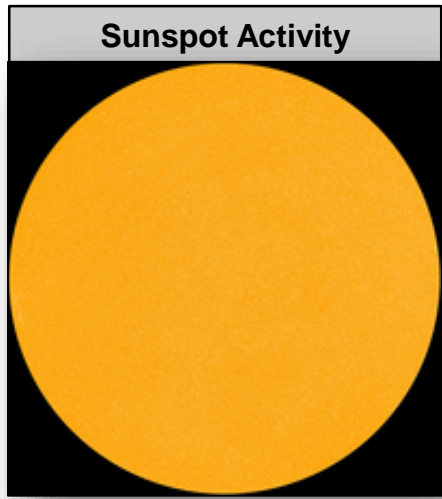

Space Weather



FEMA

	Space Weather Activity	Geomagnetic Storms	Solar Radiation	Radio Blackouts
Past 24 Hours	None	None	None	None
Next 24 Hours	None	None	None	None

For further information on NOAA Space Weather Scales refer to <http://www.swpc.noaa.gov/noaa-scales-explanation>



Joint Preliminary Damage Assessments



FEMA

Region	State / Location	Event	IA / PA	Number of Counties		Start – End
				Requested	Completed	
III	WV	Severe Weather and Flooding February 15, 2018	IA	N/A	N/A	N/A
			PA	22	22	2/22 – 3/2
IV	KY	Rains, Mudslides and Flooding February 9, 2018 and continuing	IA	N/A	N/A	N/A
			PA	22	22	2/22 – 3/2

Disaster Requests & Declarations



FEMA

Declaration Requests in Process					Requests APPROVED (since last report)	Requests DENIED (since last report)
2					1	0
IA	PA	HM	Date Requested			
	X	X	January 25, 2018			
	X	X	January 26, 2018			
X	X	X	February 25, 2018	Declared March 2, 2018		

Readiness – Deployable Teams and Assets



FEMA

Resource	Force Strength	Available	Deployed	Other	Cadres with 25% or Less Availability
Total Workforce	12,136 ▲	4,092 ▲ 34%	4,968 ▼	3,063	DI 16% (13/83); EHP 12% (41/358); LOG 24% (302/1,242); PA 17% (322/1,916); SAF 18% (12/67); SEC 12% (12/104)
National IMATs (3 Teams)	East 1:	B-48			
	East 2:	Charlie			
	West:	B-2			
Regional IMATs (> 6 Teams)	Assigned:	13			
	Available:	7			
	PMC / NMC:	1			
US&R (> 66%)	Deployed:	5			
	Assigned:	28			
	Available:	28			
MERS (> 66%)	PMC / NMC:	0			
	Deployed:	0			
	Assigned:	36			
FCO (≤ 1 Type I)	Available:	35			
	PMC / NMC:	0			
	Deployed:	1			
FDRC (≥ 3)	Assigned:	35			
	Available:	5			
	PMC / NMC:	5			
	Deployed:	25			
	Assigned:	14			
	Available:	4			
	PMC / NMC:	1			
	Deployed:	9			

As of 3:00 a.m. EST March 4, 2018

* B-2 Status: Assemble ≤ 2-hrs, On Site ≤ 18-hrs; B-48 Status: Assemble and deploy ≤ 48hrs; Charlie Status: No team assemble time requirement

FEMA Readiness – Activation Teams



FEMA

Resource	Status	Total	Status	Activated Team	Activation Level	Activation Times	Reason / Comments
NWC		5	Steady State				
NRCC		2	Available				
HLT		1	Available				
RWCs/MOCs		10	Steady State				
RRCCs		10	Available				

Backup Regions: VIII, X, & III



FEMA

FEMA's mission is to support our citizens and first responders to ensure that as a nation we work together to build, sustain, and improve our capability to prepare for, protect against, respond to, recover from, and mitigate all hazards.