



FEMA

Daily Operations Briefing

Wednesday, February 21, 2018

8:30 a.m. EST

Significant Activity – Feb 20-21



FEMA

Significant Events: None

Tropical Activity:

- Western Pacific – No activity affecting U.S. interests

Significant Weather:

- Freezing rain possible – Southern/Central Plains to Great Lakes
- Flash flooding possible – Southern Plains to Ohio Valley
- Space Weather:
 - Past 24 hours: None
 - Next 24 hours: None

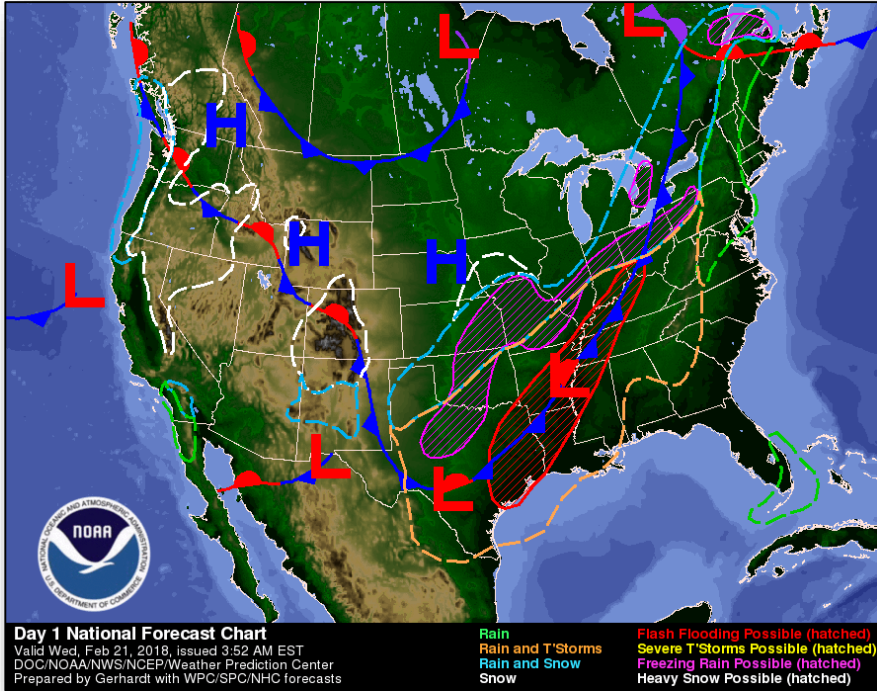
Earthquake Activity: No significant activity

Declaration Activity: None

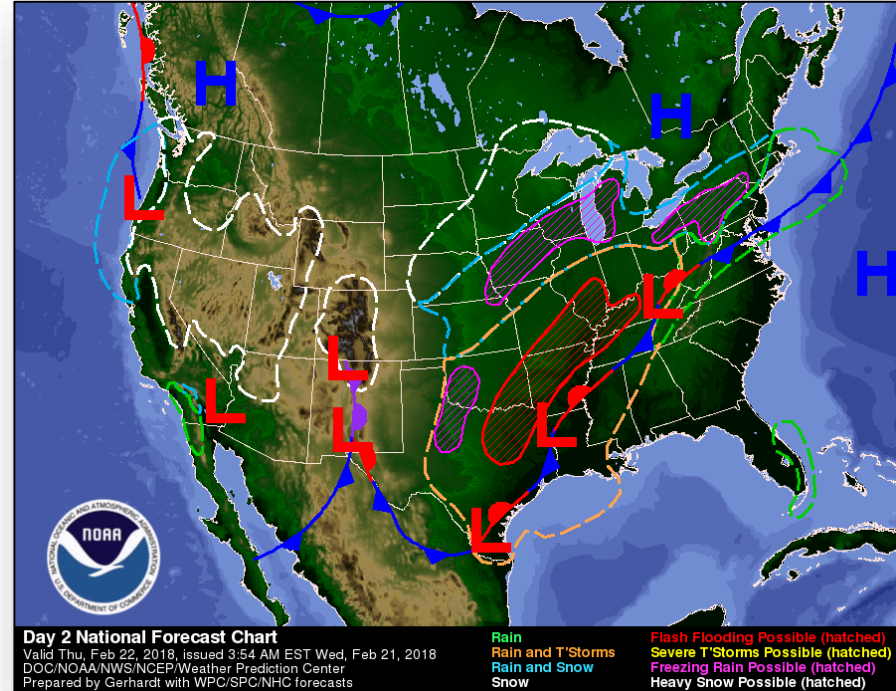
National Weather Forecast



FEMA



Today

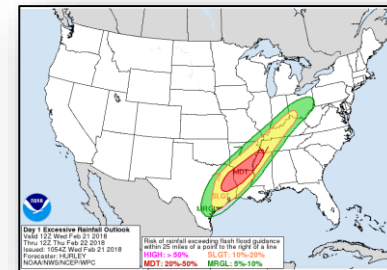
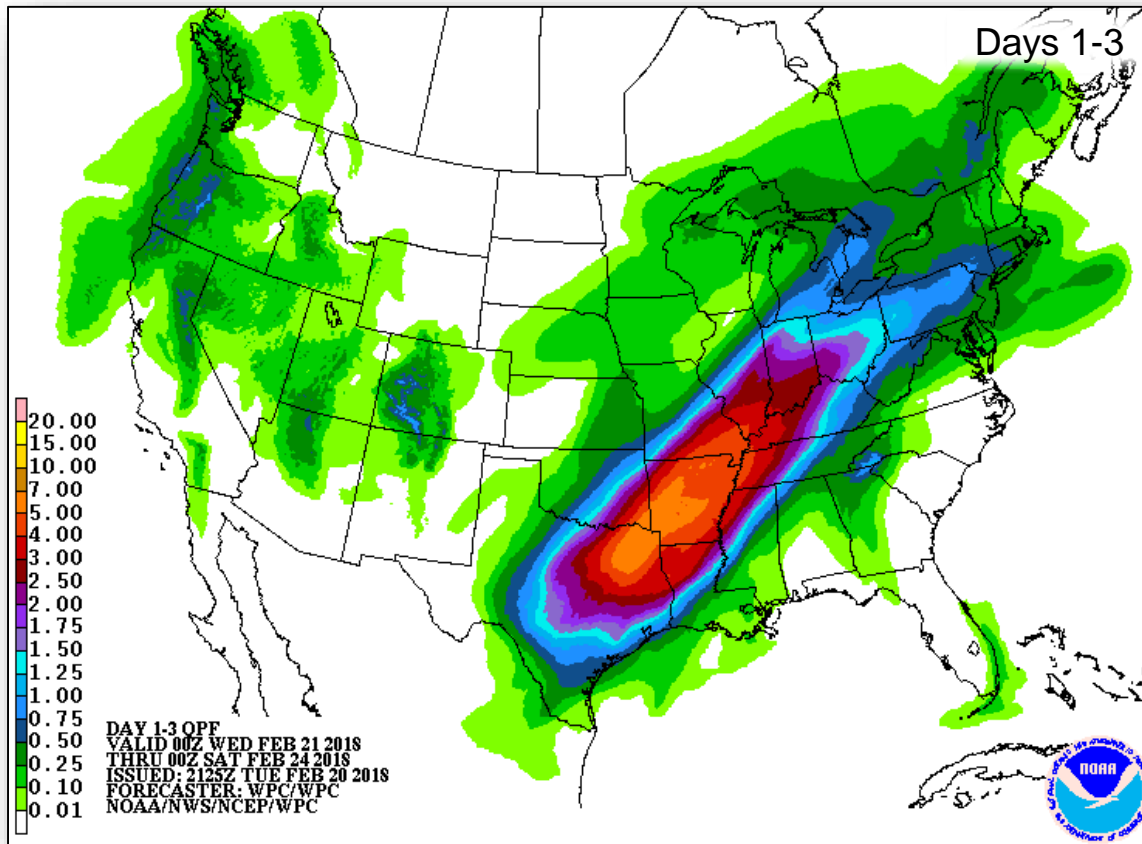


Tomorrow

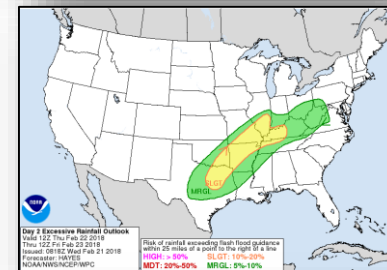
Precipitation & Excessive Rainfall Forecast



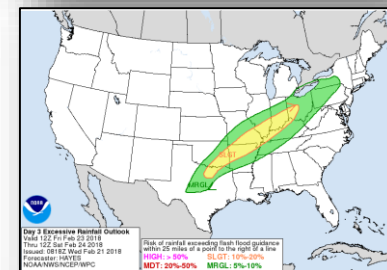
FEMA



Day 1



Day 2

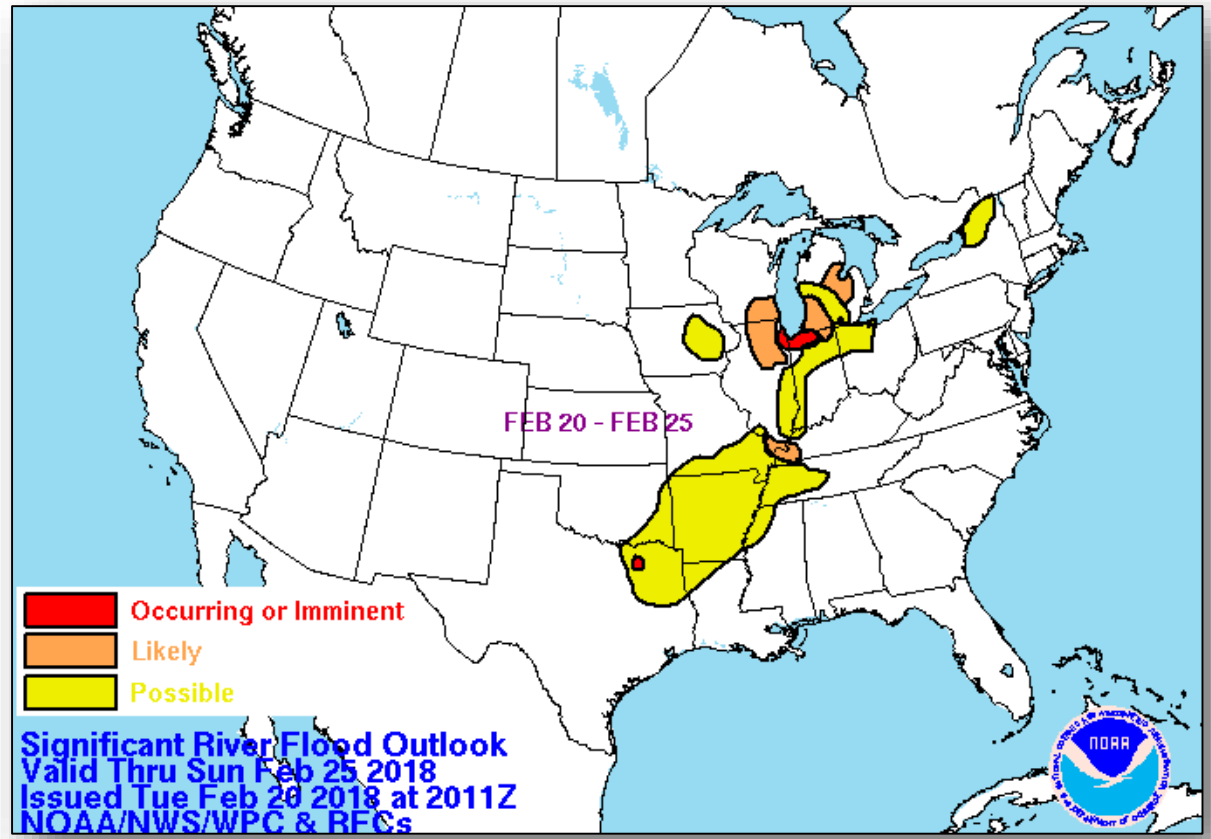


Day 3

Significant River Flood Outlook



FEMA

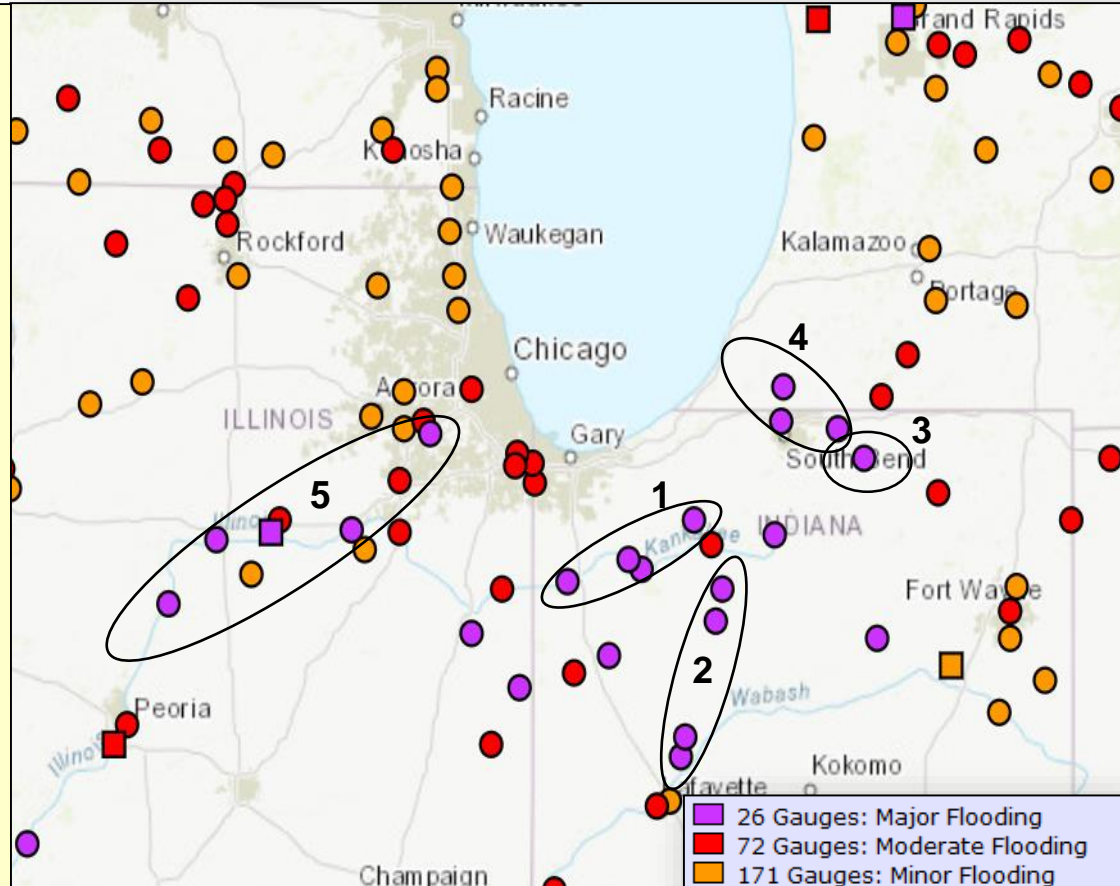


NWS River Flood Forecasts



Record or Near Record Flooding

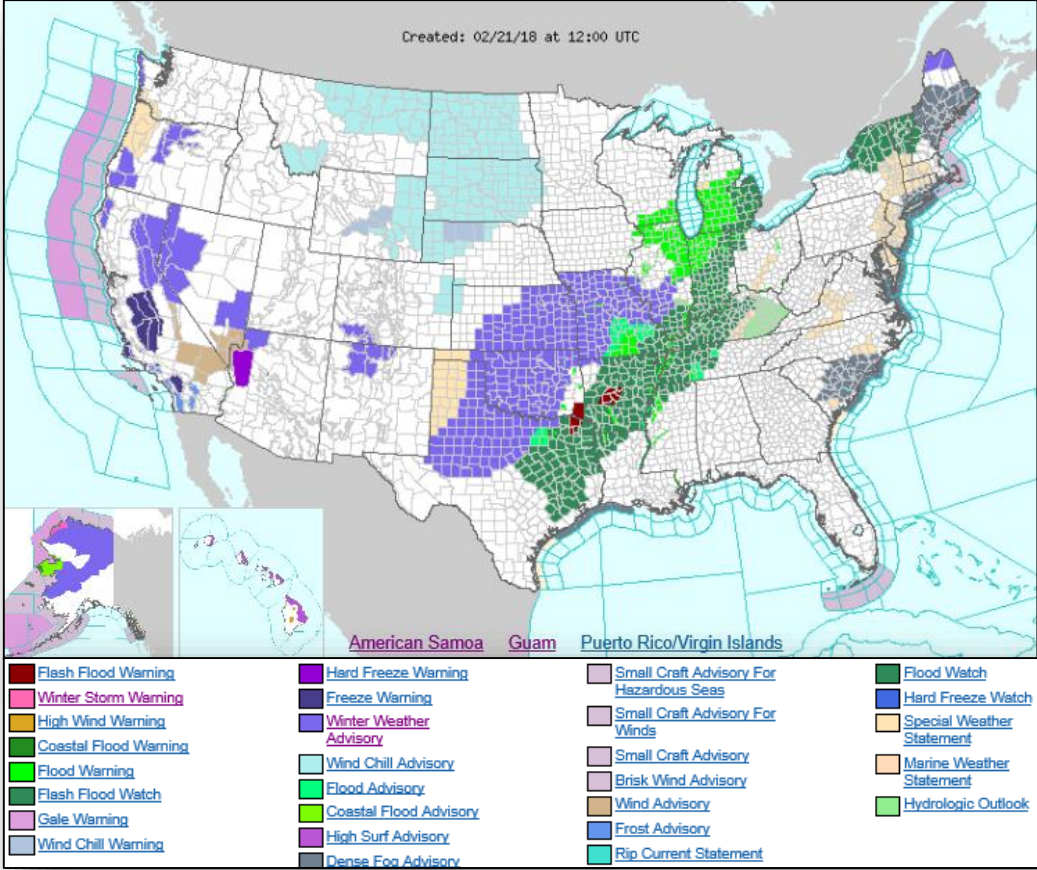
1. Kankakee River at Shelby, IN
 - Forecast to exceed record flood stage 13.5ft
 - Several homes flooded & road closures
2. Tippecanoe River northern IN
 - Several homes flooded in low lying areas & road closures
3. Elkhart River at Goshen, IN
 - Several homes flooded and residential evacuations possible. Extensive road closures in Elkhart, IN
4. St. Joseph River at South Bend and at Niles
 - Record Flooding at 16.1ft
 - Extensive flooding in Niles (pop. 30k)
5. Illinois River northeast Illinois
 - Forecast to exceed major flood stage
 - Expected to reach top of levees in Ottawa threatening a high school and Regional Hospital
 - Residential flooding in Morris, IL (pop. 13k)



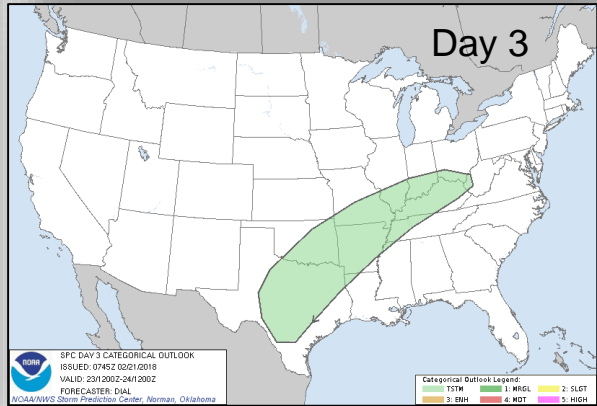
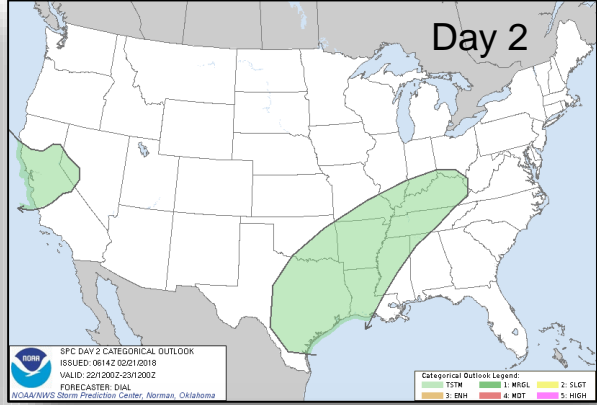
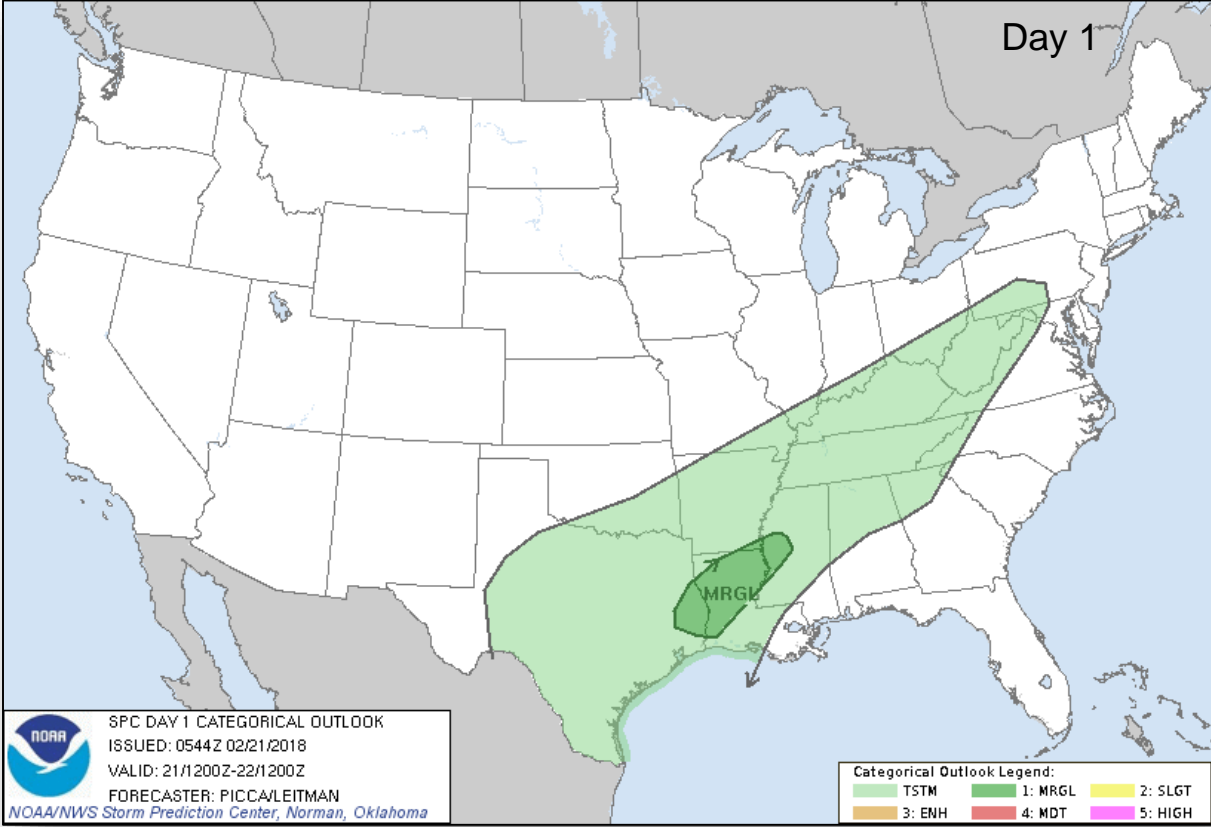
Active Watches and Warnings



FEMA



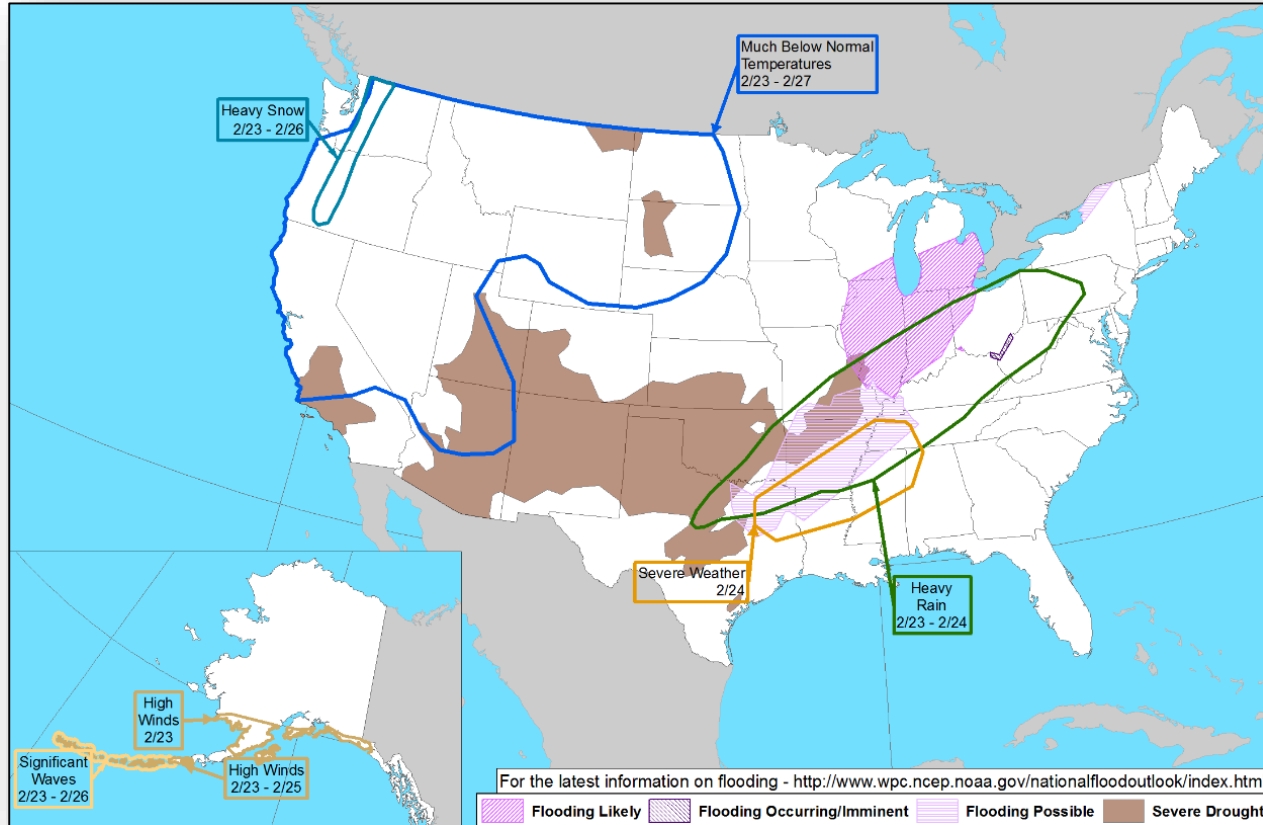
Severe Weather Outlook – Days 1-3



Hazards Outlook – Feb 23-27



FEMA



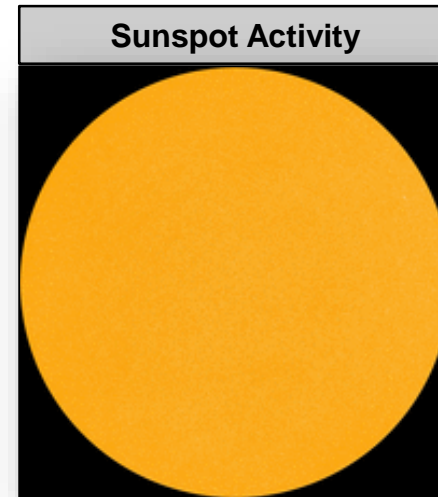

Space Weather



FEMA

	Space Weather Activity	Geomagnetic Storms	Solar Radiation	Radio Blackouts
Past 24 Hours	None	None	None	None
Next 24 Hours	None	None	None	None

For further information on NOAA Space Weather Scales refer to <http://www.swpc.noaa.gov/noaa-scales-explanation>



Joint Preliminary Damage Assessments



FEMA

Region	State / Location	Event	IA / PA	Number of Counties		Start – End
				Requested	Completed	
III	WV	Severe weather and flooding February 15, 2018	IA	N/A	N/A	N/A
			PA	22	0	2/21 – TBD
IX	American Samoa	Tropical Cyclone Gita February 7, 2018 and continuing	IA	1	0	2/14 – TBD
			PA	1	0	2/14 – TBD

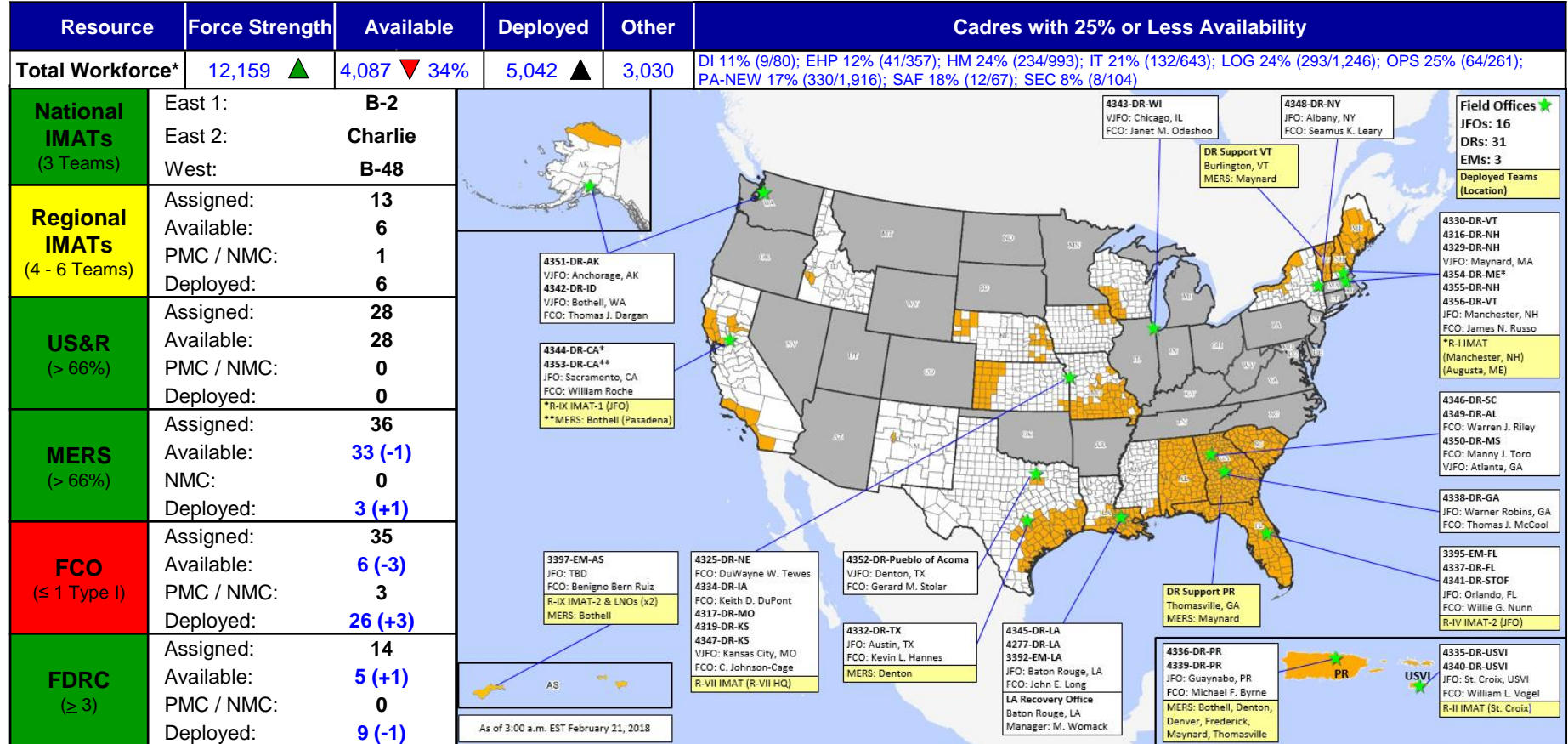
Disaster Requests & Declarations



FEMA

Declaration Requests in Process					Requests APPROVED (since last report)	Requests DENIED (since last report)				
2					IA	PA	HM	Date Requested	0	0
AK – DR Severe Storm						X	X	January 25, 2018		
MT – (Appeal) Wildfires						X	X	January 26, 2018		

Readiness – Deployable Teams and Assets



*Effective February 20, 2018, the process for reporting Total Workforce numbers has changed and numbers have required a one time adjustment. Numbers are now being pulled directly from DTS.

FEMA Readiness – Activation Teams



FEMA

Resource	Status	Total	Status	Activated Team	Activation Level	Activation Times	Reason / Comments
NWC		5	Steady State				
NRCC		2	Available				
HLT		1	Available				
RWCs/MOCs		10	Steady State				
RRCCs		10	Available				

Backup Regions: VIII, III, & V

Public Assistance Grant Program

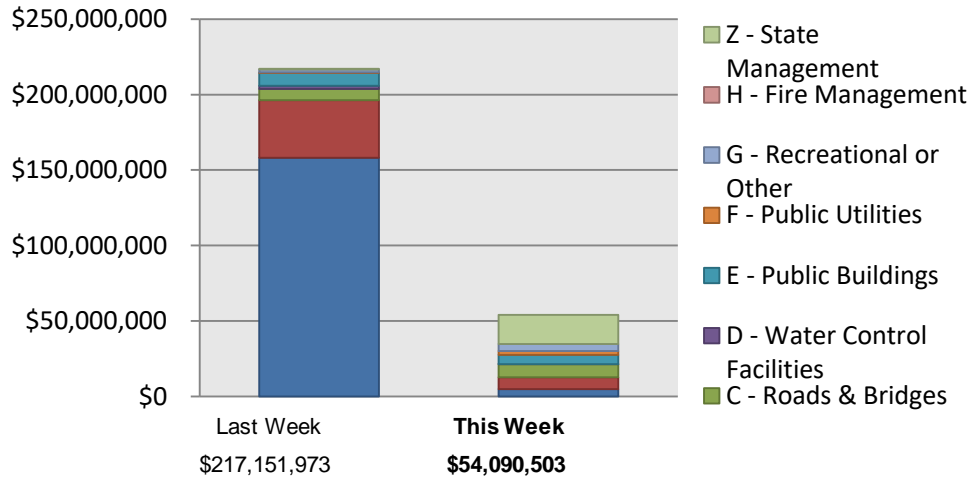


FEMA

PA Project Worksheets Obligated in past week, as of 02/20/18 at 1500 EDT

PA Category	Emergency Work		Permanent Work					H - Fire Management	Z - State Management	Total
	A - Debris Removal	B - Protective Measures	C - Roads & Bridges	D - Water Control Facilities	E - Public Buildings	F - Public Utilities	G - Recreational or Other			
Number Of PWs Obligated	75	78	101	4	63	24	37	0	2	384
Federal Share Obligated	\$4,742,778.10	\$7,892,259.27	\$8,687,223.00	\$76,333.71	\$6,017,755.77	\$2,709,581.14	\$4,524,196.90	\$0.00	\$19,440,375.00	\$54,090,502.89

Public Assistance Obligated per Category In the Past 2 Weeks – 2/5/2018 through 2/19/2018



This weeks PA Highlights

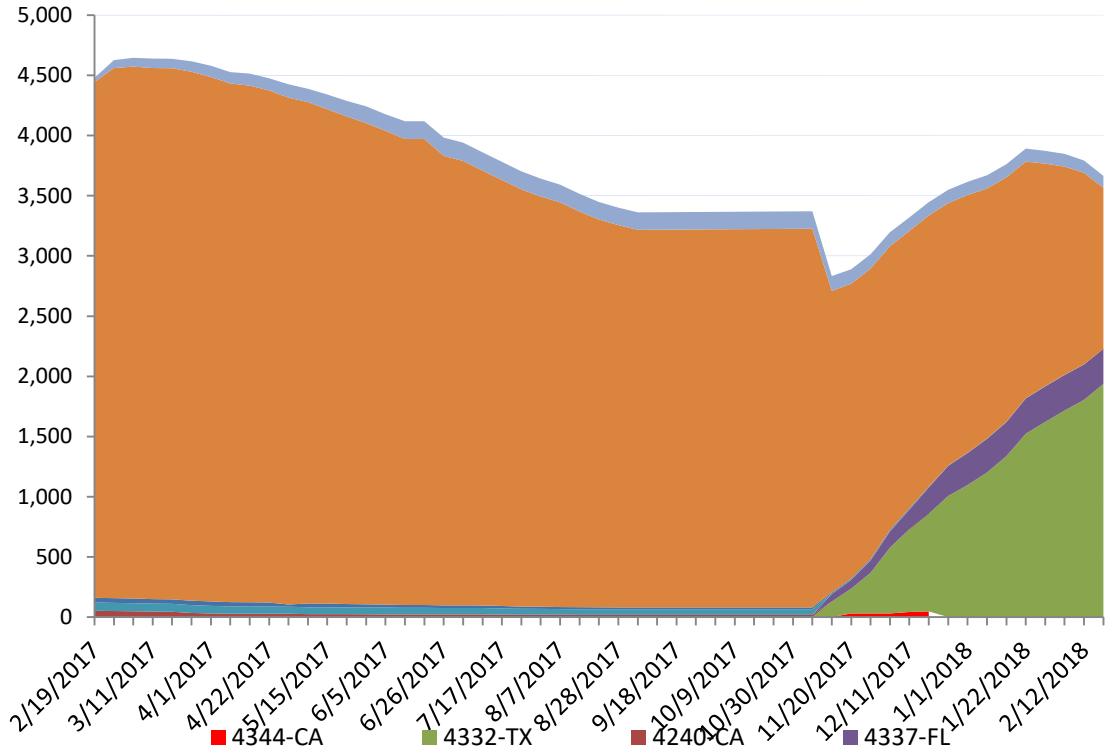
- \$2.5 Million was obligated to Debris Removal for California
- \$18 Million was obligated to State Management for Puerto Rico
- Approximately \$2.7 Million was obligated to Public Buildings for Louisiana
- Over \$2.3 Million was obligated to Roads and Bridges for Oklahoma

Direct Housing

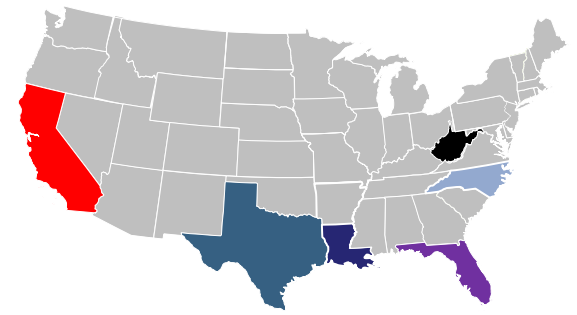


FEMA

Total Households in FEMA Direct Housing per State
 Past Year per Week, 2/19/2017 – 2/19/2018, There are currently **3,907** Households
 Occupying **3,907** Temporary Units



DR	IA Declaration Date	Program End Date	Current # of Households in Direct Housing (Weekly Change)
4344-CA	10/10/2017	4/10/2018	206 (+13)
4339-PR	9/10/2017	3/20/2019	34 (+7)
4266-TX	3/19/2016	9/19/2017	2 (0)
4277-LA	8/14/2016	2/14/2018	1,339 (-252)
4285-NC	10/10/2016	4/10/2018	98 (-4)
4332-TX	8/25/2017	2/25/2018	1,937 (+133)
4337-FL	9/10/2017	3/10/2018	291 (-3)



States with Currently Occupied Units

NPSC Call Activity



FEMA

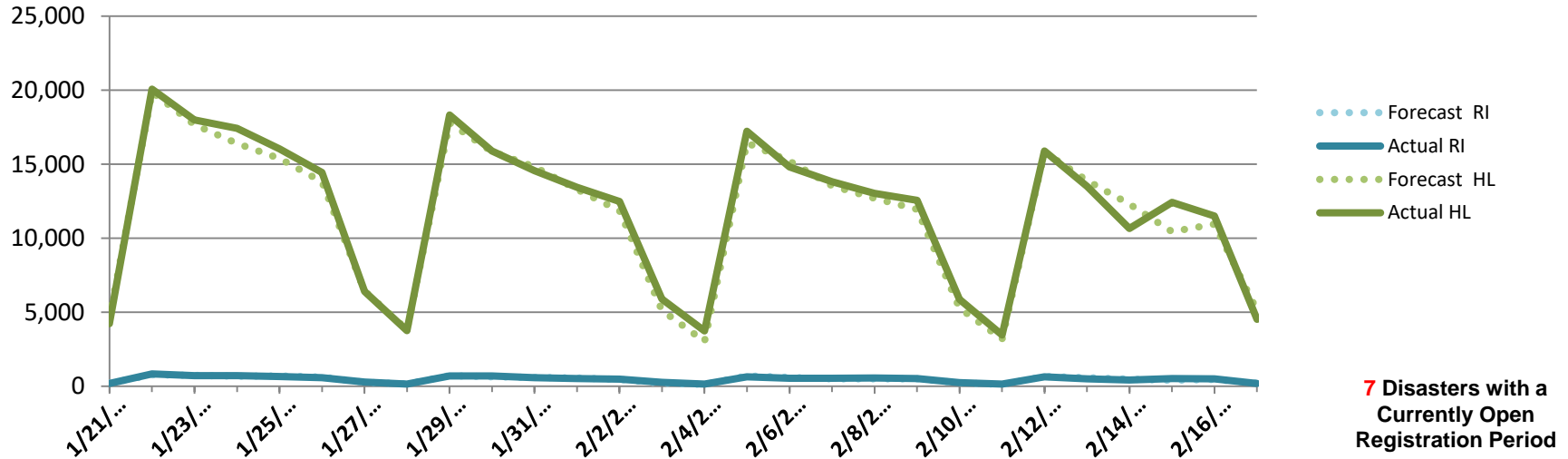
NPSC Call Activity in the Past Week

2/12/2018 through 2/18/2018

Call Type	Projected Calls	Actual Calls
Registration Intake:	2,888	2,867
Helpline:	71,680	71,925
Combined:	74,568	74,792

NPSC Call Forecasting and Actual Calls Over the Past 4 Weeks

1/21/2018 through 2/17/2018

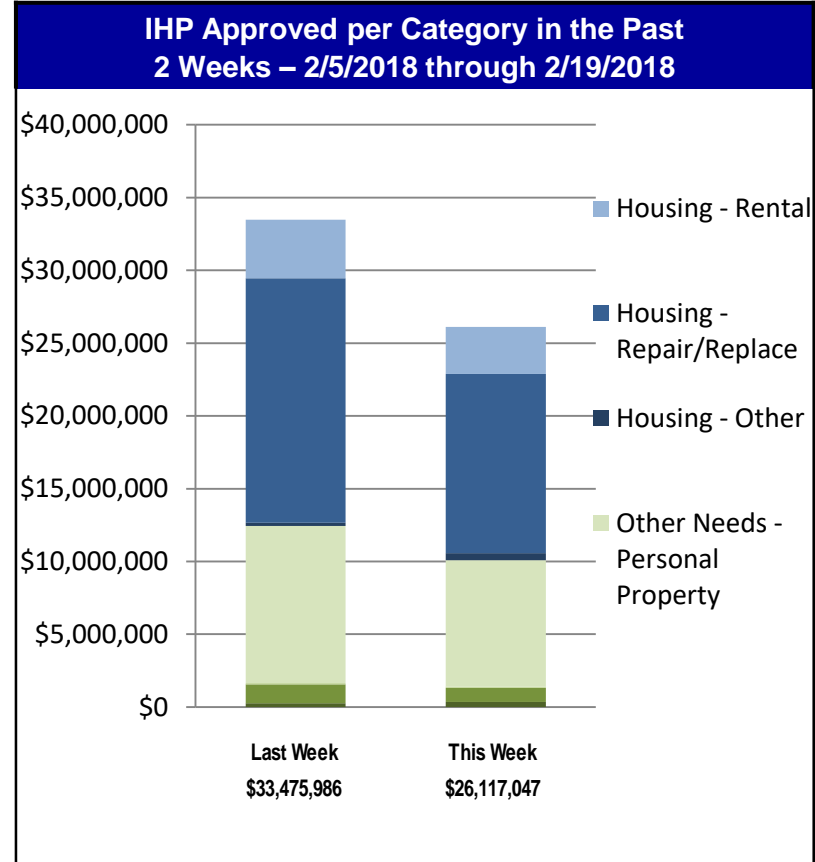


Individual Assistance Activity



FEMA

	Individuals and Households Program Activity As Of: 2/19/18				
		In Past 7 Days		Cumulative	
		Applicants Approved	Amount Approved	Applicants Approved	Amount Approved
4336-PR Declared 09-10-2017 End Of Reg Period 03-20-2018					
Open Registration Period	Housing Assistance	54	\$342,315.38	848	\$1,890,192.56
	Other Needs Assistance	43	\$38,884.44	961	\$1,472,075.06
	Total IHP	\$381,199.82		\$3,362,267.62	
	Average IHP			\$2,524	
	Total Max Grants			11	
4339-PR Declared 09-20-2017 End Of Reg Period 03-20-2018					
Open Registration Period	Housing Assistance	3,236	\$9,912,401.78	193,534	\$560,338,966.33
	Other Needs Assistance	4,456	\$7,421,796.20	357,032	\$467,732,931.66
	Total IHP	\$17,334,197.98		\$1,028,071,897.99	
	Average IHP			\$2,388	
	Total Max Grants			2663	
4353-CA Declared 01-02-2018 End Of Reg Period 03-16-2018					
Open Registration Period	Housing Assistance	37	\$161,064.60	560	\$3,048,458.05
	Other Needs Assistance	16	\$70,764.29	123	\$460,183.12
	Total IHP	\$231,828.89		\$3,508,641.17	
	Average IHP			\$5,947	
	Total Max Grants			39	
Other IHP Active	16 Declarations IHP Programmatically Open - Closed Registration *				
	Housing Assistance	1,745	\$5,613,722.09		
	Other Needs Assistance	1,128	\$2,556,098.54		
	Total IHP	\$8,169,820.63			
	Total IHP Approved in Past Week	\$26,117,047.32			





FEMA

FEMA's mission is to support our citizens and first responders to ensure that as a nation we work together to build, sustain, and improve our capability to prepare for, protect against, respond to, recover from, and mitigate all hazards.