



FEMA

Daily Operations Briefing

Tuesday, February 20, 2018

8:30 a.m. EST

Significant Activity – Feb 16-20



FEMA

Significant Events: None

Tropical Activity:

- Western Pacific – No activity affecting U.S. interests

Significant Weather:

- Freezing rain – Central Plains through Great Lakes & Northeast
- Flash flooding possible – Southern Plains up through Great Lakes
- Elevated fire weather conditions – NM & TX
- Space Weather:
 - Past 24 hours: None
 - Next 24 hours: None

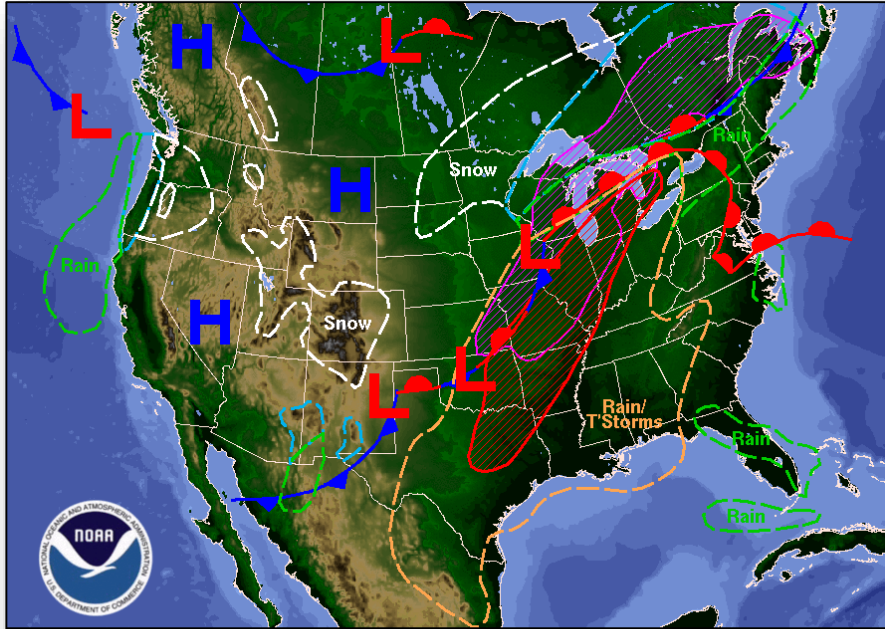
Earthquake Activity: No significant activity

Declaration Activity: None

National Weather Forecast



FEMA

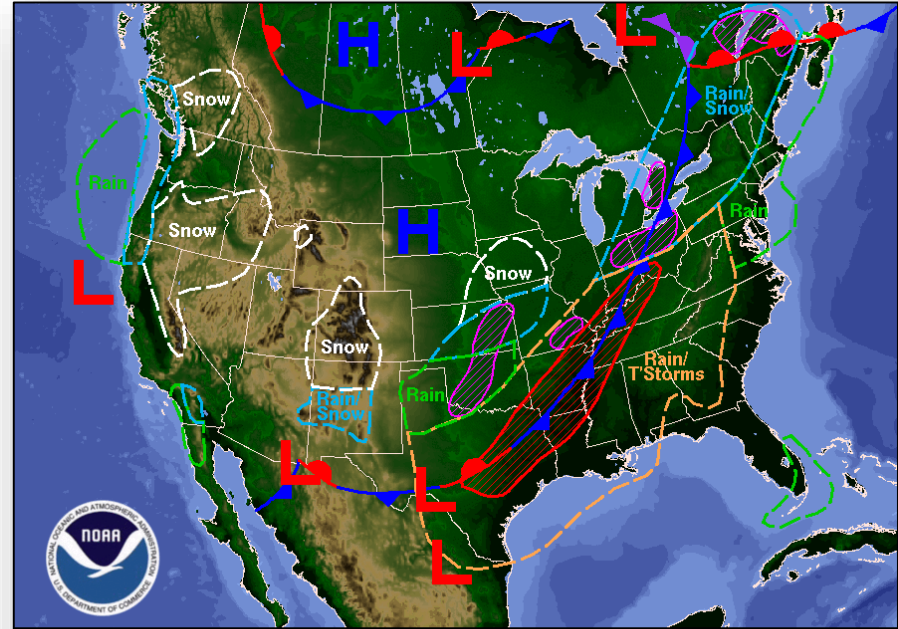


Day 1 National Forecast Chart

Valid Tue, Feb 20, 2018, issued 4:37 AM EST
DOC/NOAA/NWS/NCEP/Weather Prediction Center
Prepared by McReynolds with WPC/SPC/NHC forecasts

Rain
Rain and T'Storms
Rain and Snow
Snow
Flash Flooding Possible (hatched)
Severe T'Storms Possible (hatched)
Freezing Rain Possible (hatched)
Heavy Snow Possible (hatched)

Today



Day 2 National Forecast Chart

Valid Wed, Feb 21, 2018, issued 4:43 AM EST Tue, Feb 20, 2018
DOC/NOAA/NWS/NCEP/Weather Prediction Center
Prepared by McReynolds with WPC/SPC/NHC forecasts

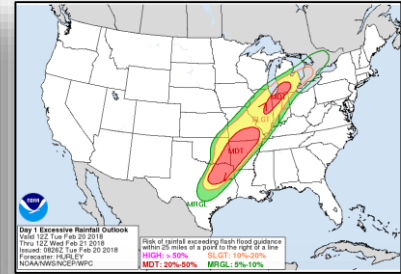
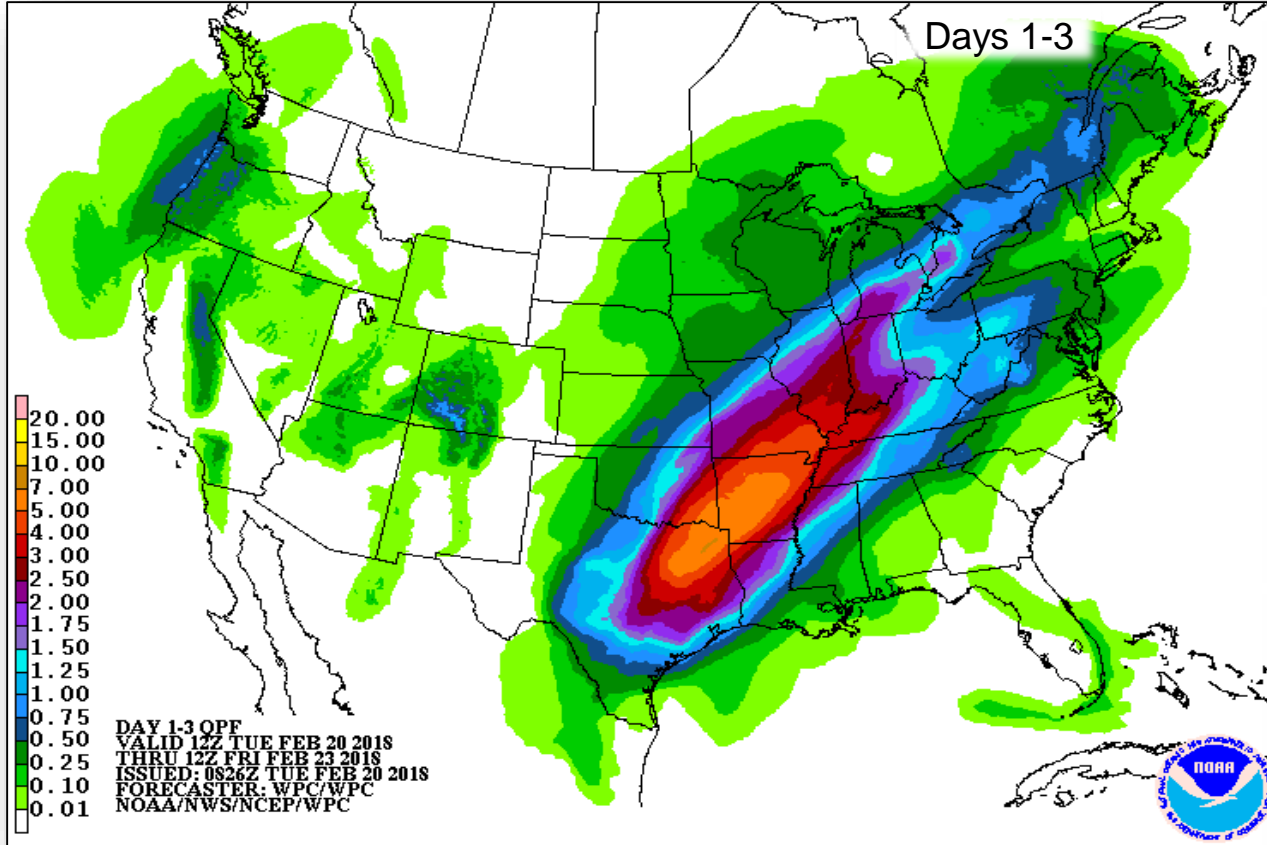
Rain
Rain and T'Storms
Rain and Snow
Snow
Flash Flooding Possible (hatched)
Severe T'Storms Possible (hatched)
Freezing Rain Possible (hatched)
Heavy Snow Possible (hatched)

Tomorrow

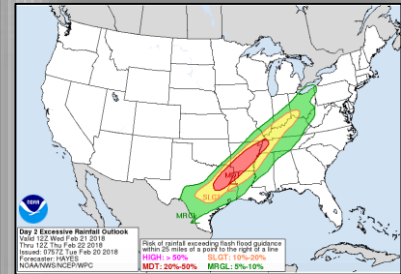
Precipitation & Excessive Rainfall Forecast



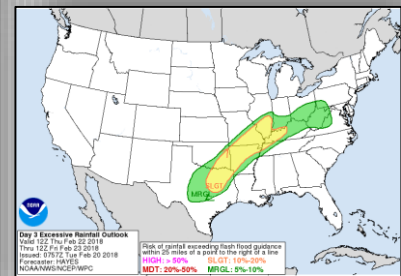
FEMA



Day 1



Day 2

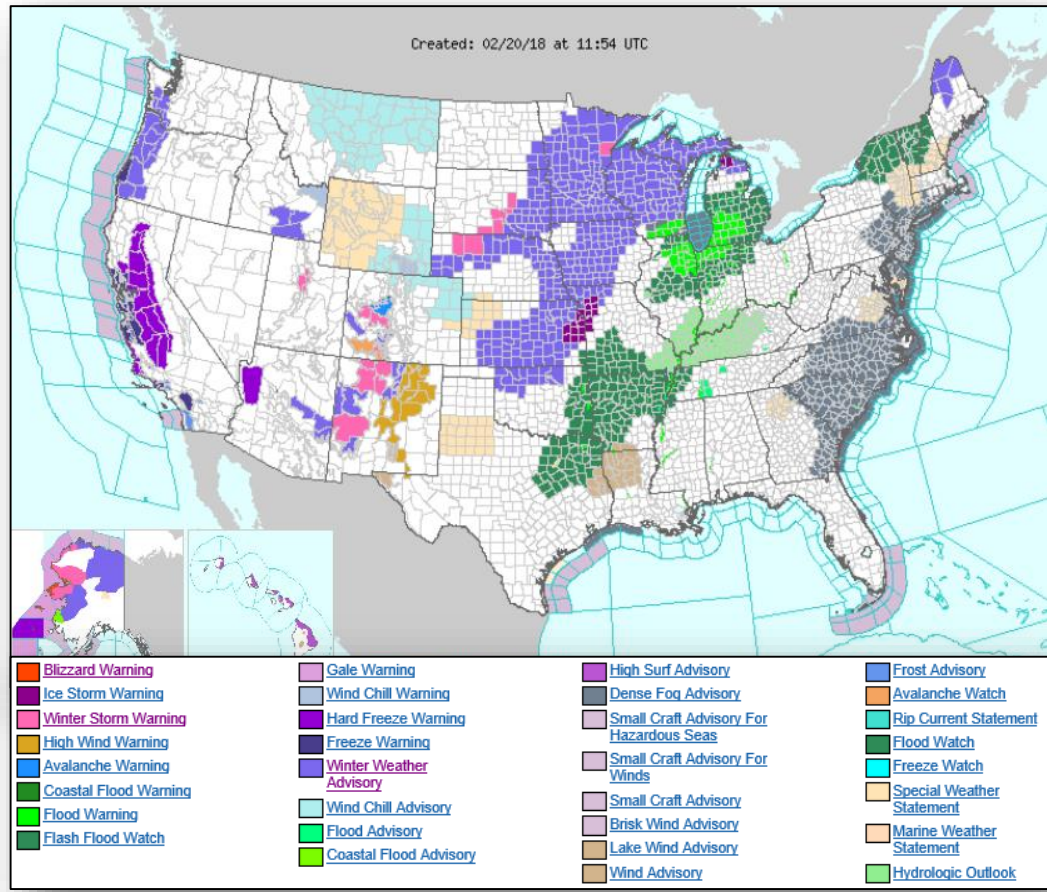


Day 3

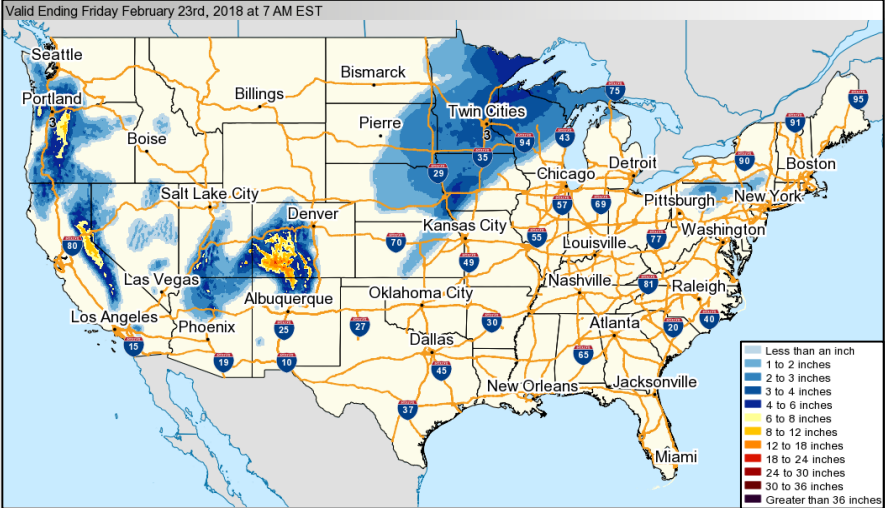
Active Watches and Warnings



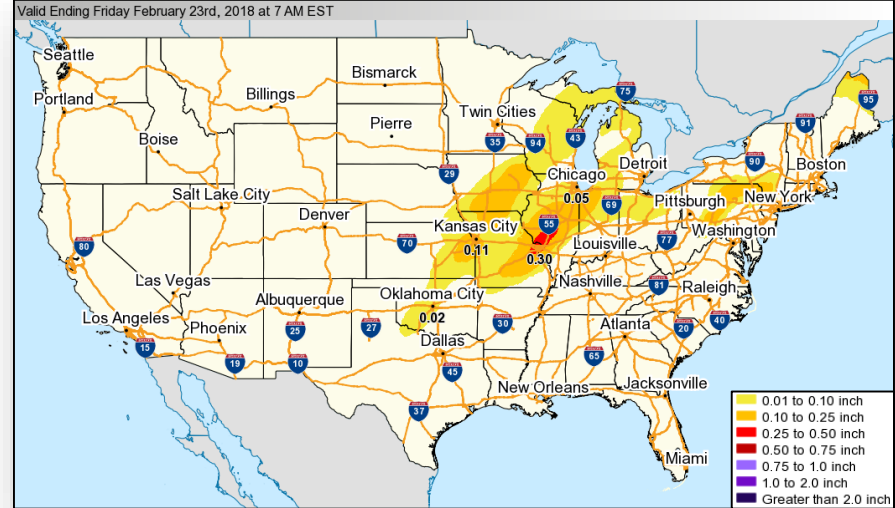
FEMA



Winter Precipitation Outlook



Forecast Snowfall

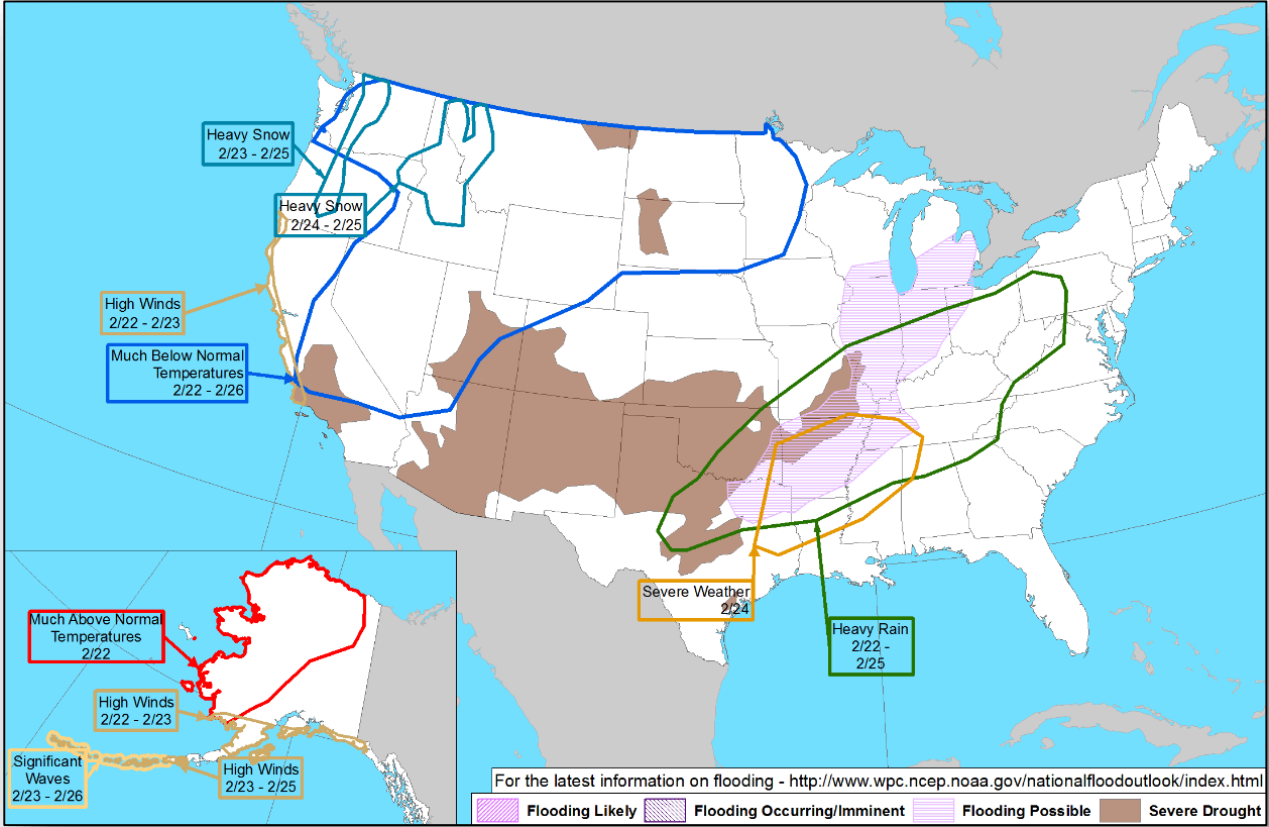


Forecast Ice Accumulation

Hazards Outlook – Feb 22-26



FEMA



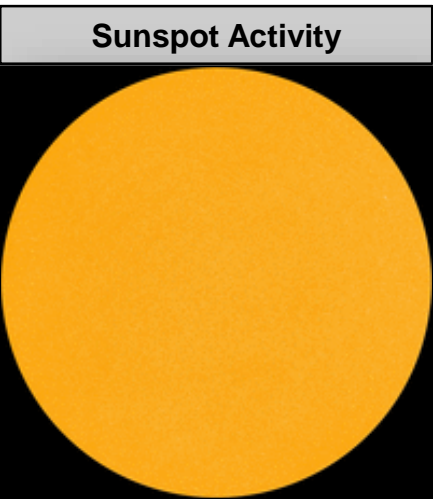

Space Weather



FEMA

	Space Weather Activity	Geomagnetic Storms	Solar Radiation	Radio Blackouts
Past 24 Hours	None	None	None	None
Next 24 Hours	None	None	None	None

For further information on NOAA Space Weather Scales refer to <http://www.swpc.noaa.gov/noaa-scales-explanation>



Joint Preliminary Damage Assessments



FEMA

Region	State / Location	Event	IA / PA	Territory Wide		Start – End
				Requested	Completed	
IX	American Samoa	Tropical Cyclone Gita February 7, 2018 and continuing	IA	1	0	2/14 – TBD
			PA	1	0	2/14 – TBD

Disaster Requests & Declarations



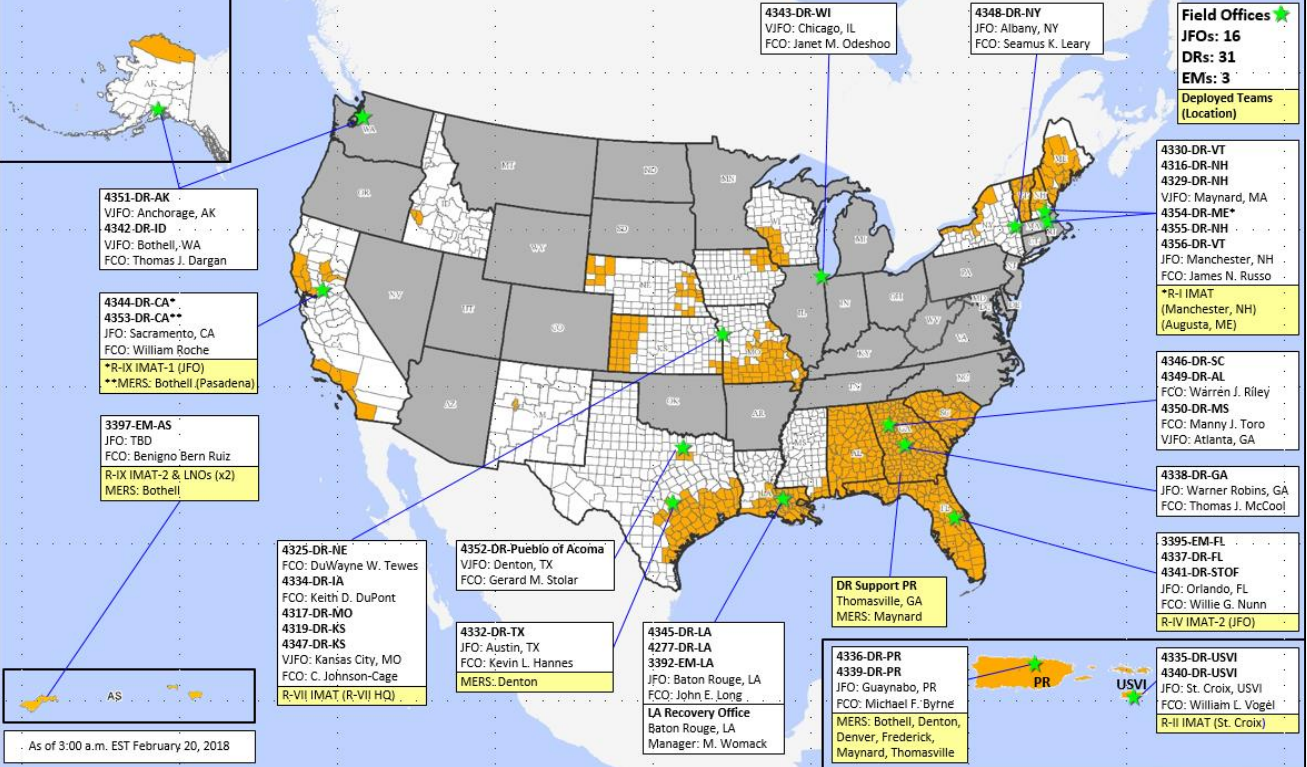
FEMA

Declaration Requests in Process					Requests APPROVED (since last report)	Requests DENIED (since last report)
2	IA	PA	HM	Date Requested	0	0
AK – DR Severe Storm		X	X	January 25, 2018		
MT – (Appeal) Wildfires		X	X	January 26, 2018		

Readiness – Deployable Teams and Assets



Resource	Force Strength	Available	Deployed	Other	Cadres with 25% or Less Availability
Total Workforce	12,147	4,106 34%	5,025	3,016	DI 10% (8/77); EHP 12% (44/357); HM 24% (236/993); IT 20% (130/643); LOG 24% (300/1,246); OPS 25% (66/261); PA-NEW 17% (334/1,916); SAF 19% (13/67); SEC 14% (14/104)
National IMATs* (3 Teams)	East 1: East 2: West:	B-2 Charlie B-48			
Regional IMATs (4 - 6 Teams)	Assigned: Available: PMC / NMC: Deployed:	13 6 (+1) 1 (-1) 6			
US&R (> 66%)	Assigned: Available: PMC / NMC: Deployed:	28 28 0 0			
MERS (> 66%)	Assigned: Available: NMC: Deployed:	36 34 0 2			
FCO (≤ 1 Type I)	Assigned: Available: PMC / NMC: Deployed:	35 9 3 23			
FDRC (≥ 3)	Assigned: Available: PMC / NMC: Deployed:	14 4 0 10			



*B-2 Status: Assemble ≤ 2 hours, On Site ≤ 18 hours; B-48 Status: Assemble and deploy ≤ 48 hours; Charlie Status: No team assemble time requirement

FEMA Readiness – Activation Teams



FEMA

Resource	Status	Total	Status	Activated Team	Activation Level	Activation Times	Reason / Comments
NWC		5	Steady State				
NRCC		2	Available				
HLT		1	Available				
RWCs/MOCs		10	Steady State				
RRCCs		10	Available				

Backup Regions: VIII, III, & V



FEMA

FEMA's mission is to support our citizens and first responders to ensure that as a nation we work together to build, sustain, and improve our capability to prepare for, protect against, respond to, recover from, and mitigate all hazards.