



# **FEMA**

## **Daily Operations Briefing**

**Tuesday, January 30, 2018**

**8:30 a.m. EST**

# Significant Activity – Jan 29-30



FEMA

**Significant Events:** State of the Union Address

**Tropical Activity:**

- Western Pacific – No activity affecting U.S. interests

**Significant Weather:**

- Heavy snow possible – Cascades
- Critical/elevated fire weather – Southern/Central Plains
- Red Flag Warnings – CO, NM, TX, OK & KS
- Space Weather:
  - Past 24 hours – None observed
  - Next 24 hours – None predicted

**Earthquake Activity:** No significant activity

**Declaration Activity:** None

# State of the Union Address



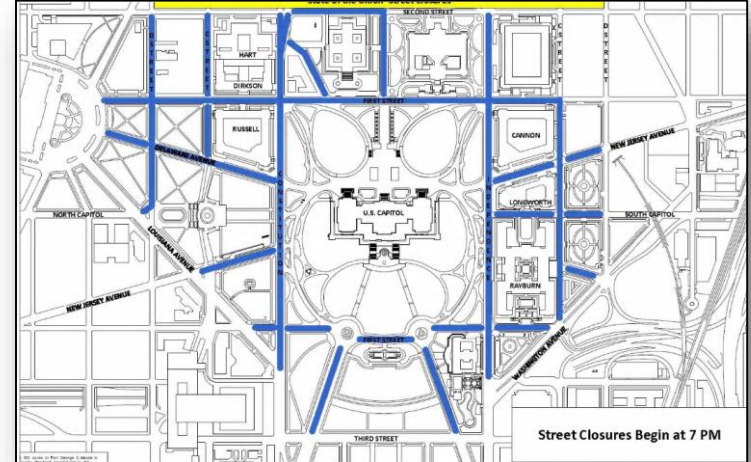
# FEMA

## Situation

The President will deliver the State of the Union Address to a Joint Session of Congress on January 30, 2018 in Washington, D.C. The event has been designated a National Special Security Event and as such, FEMA has primary responsibility for the coordination of federal emergency management planning.

## Response

- FEMA NWC will go to Enhanced Watch at 3:00 p.m. EST through the event's conclusion
- FEMA Region III RWC will go to Enhanced Watch at 1:00 p.m. EST through the event's conclusion
- FEMA MERS detachment will provide communications and mobile command post functions to FEMA Region III and other Federal agencies as required
- Other preparations include:
  - NRCC, ESFs, National IMAT East-1, CMCU and DEST are placed on Alert
  - LNOs identified and available to support the FBI SIOC and NJTTF if required
  - National Urban Search and Rescue Branch issued an ESF #9 Advisory





# FEMA-4335-DR-VI (Hurricane Irma) / FEMA-4340-DR-VI (Hurricane Maria)

29JAN2018 1130AST



FEMA

## U.S. Virgin Islands Force Laydown for Operational Period 0700AST 29JAN2018 – 0700AST 05FEB2018

### ST. THOMAS

FEMA: Gemini (Responder Berthing); Disaster Recovery Center #7; Voluntary Agency Liaison TF, Housing Task Force; Disability Integration Field TF, ARC Medical TF; PA Site Inspections TF, Waste Water TF, Kick Off Meeting TF, Hospital TF, Schools TF; Mitigation 406 Specialist, Hazard Mitigation Community Education & Outreach Specialist; Environmental & Historic Preservation TF; Intergovernmental Affairs Specialist, Media Relations ST  
SBA: Business Recovery Center #1  
DEC: SatCom Technician  
ESF-3: Temporary Power TF, Debris Removal TF, Critical Public Facilities TF  
ESF-10: Drinking Water Assessment, Household Hazardous Waste TF, Medical Waste TF, USCG-EPA Vessel Retrieval TF, Orphan Container TF



### ST. JOHN

FEMA: Responder berthing in various locations; Disaster Recovery Center #9; Voluntary Agency Liaison; PA Kick Off Meeting TF; Environmental Specialist; Hazard Mitigation Community Education & Outreach Specialist  
ESF-3: Debris Removal TF, Critical Public Facilities TF  
ESF-10: EPA Household Hazardous Waste ST; USCG-EPA Vessel Retrieval TF, Orphan Container TF

### ST. CROIX

FEMA: R II-IMAT; Fascination (Responder Berthing); Disaster Recovery Centers #1 (closes 31JAN) and #2; Power Restoration TF, Debris Management TF, Wastewater TF, Hospital TF, Schools TF, STEP/Sheltering TF, PA Site Inspections TF; IA Voluntary Agency Liaison TF, Housing TF, Mass Care TF, Human Services TF; Disability Integration Field TF, Disability Integration Durable Medical Equipment Distribution Team, AmeriCorps Team; Mitigation Hazard & Flood Plain Assessment ST, Mitigation 406 ST, Hazard Mitigation Community Education & Outreach Specialist; Environmental & Historic Preservation TF; Joint Information Center, Digital Communications Specialist, Congressional Affairs Specialist (Virtual)  
SBA: Business Recovery Center #2  
DEC: Disaster Emergency Communications Coordinator, SatCom Technician  
ESF-3: Temporary Power TF; Debris Removal TF, Critical Public Facilities TF  
ESF-8: Field Coordinator  
ESF-10: Household Hazardous Waste TF & Collection Site; Medical Waste TF, White Goods TF; USCG-EPA Vessel Retrieval TF



#### Incident Facility

- VITEMA Emergency Operations Center (EOC)
- Joint Field Office (JFO)
- Branch Office
- Division Office
- Disaster Recovery Center (DRC)
- Small Business Administration Business Recovery Center (SBA-BRC)
- Staging Area
- Debris/Hazardous Waste Staging Area
- Medical Center
- Power Plant
- USVI Districts



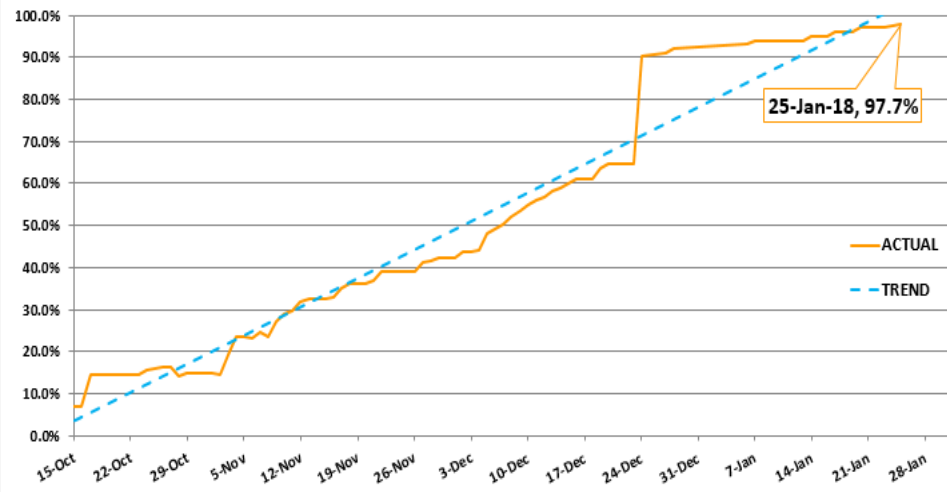
# FEMA-4335-DR-VI (Hurricane Irma) / FEMA-4340-DR-VI (Hurricane Maria)

29JAN2018 1130AST

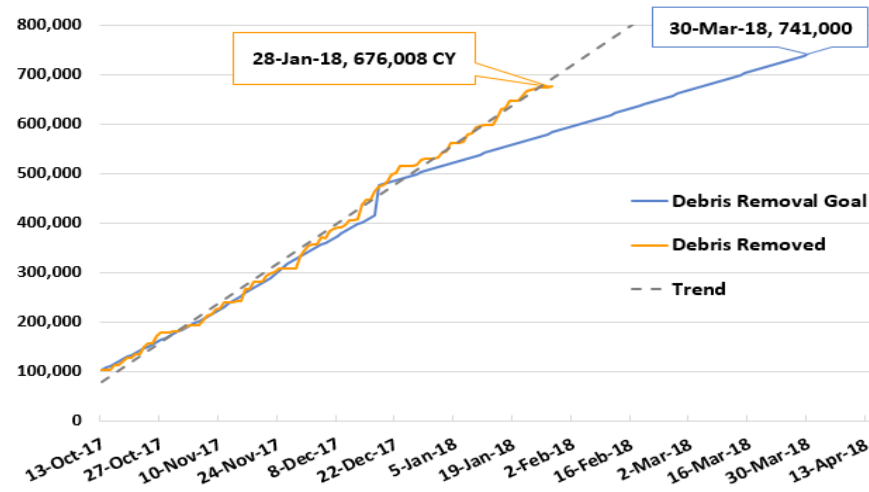


FEMA

## Power Restoration



## Debris Removal



1700AST 01/25/2018

## Power Restoration

	STJ	STT	STX	USVI	Goal
%	99.4%	96.9%	98.2%	97.7%	As of 26JAN, backbone on STJ & STT 100% energized, STX 99.9% energized. Laterals on STJ 100% energized, on STT 99.1% & STX 99.7% energized.
Change Since Last Report	+ .4%	+1.9%	+ .2%	+ .7%	

1700AST 01/28/2018

## Temporary Power - Generators

	Assess. Requested	Assess. Ineligible	Install Requested	Installs In Process	Installs on Hold	Install Complete	De-Installs	Generators In Use
STJ	28	9	19	0	0	19	19	0
STT	148	77	71	0	0	71	58	13
STX	140	49	92	0	2	90	81	9
USVI	316	135	182	0	2	180	158	22
Notes	8 generators available on STX and 7 generators available on STT							

1700AST 01/28/2018

## Debris Removal

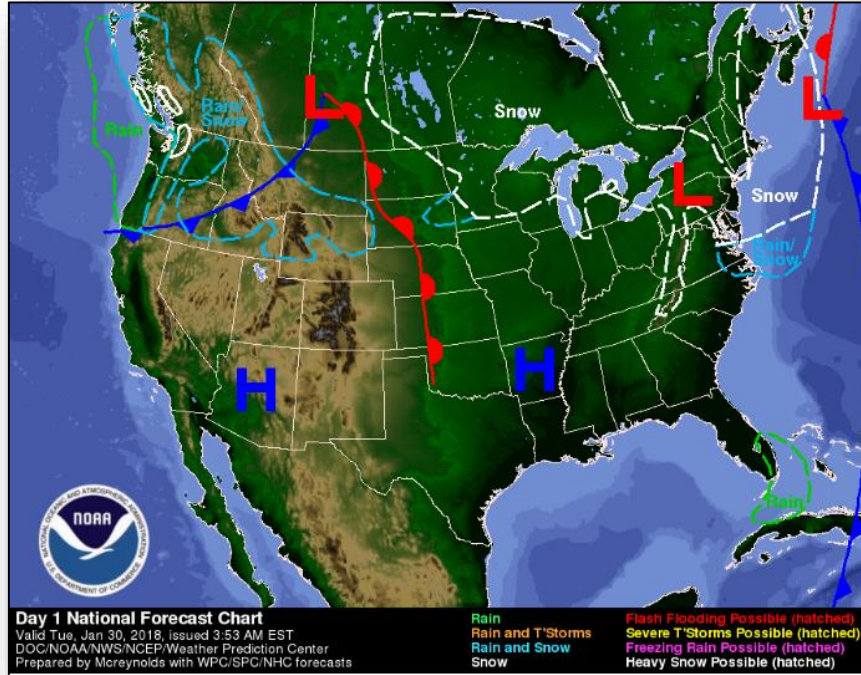
	Total Removed	Change Since Last Report	Debris Removal Estimates	Percent Complete
STJ	46,046 CY	3,005 CY	25,000 CY	184%
STT	132,959 CY	7,246 CY	116,000 CY	115%
STX	497,003 CY	8,923 CY	600,000 CY	83%
USVI	676,008 CY	19,174 CY	741,000 CY	91%
Notes	Remove 741K CY by 30MAR2018; 100,000 per month			



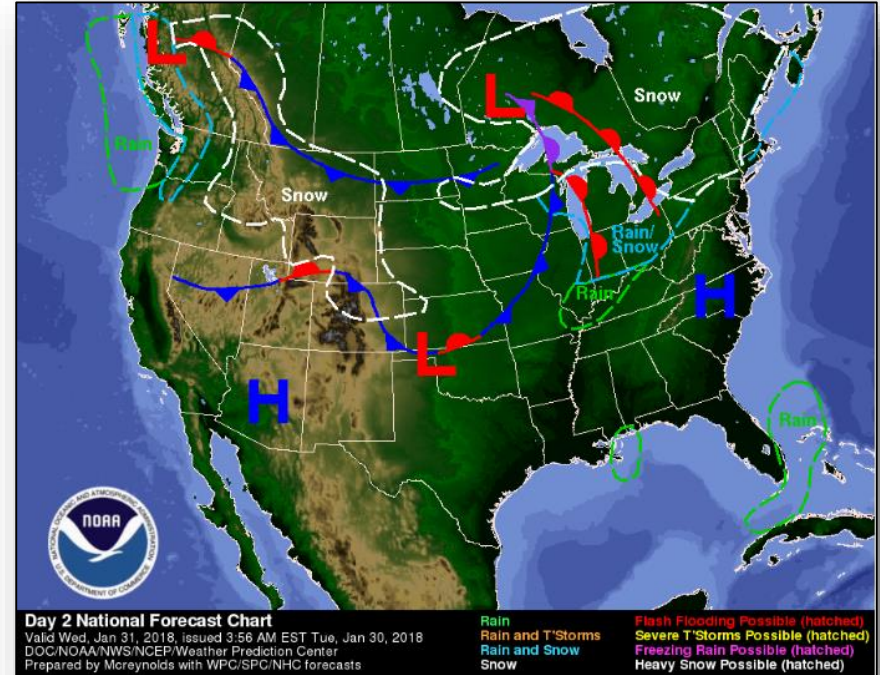
# National Weather Forecast



FEMA



*Today*

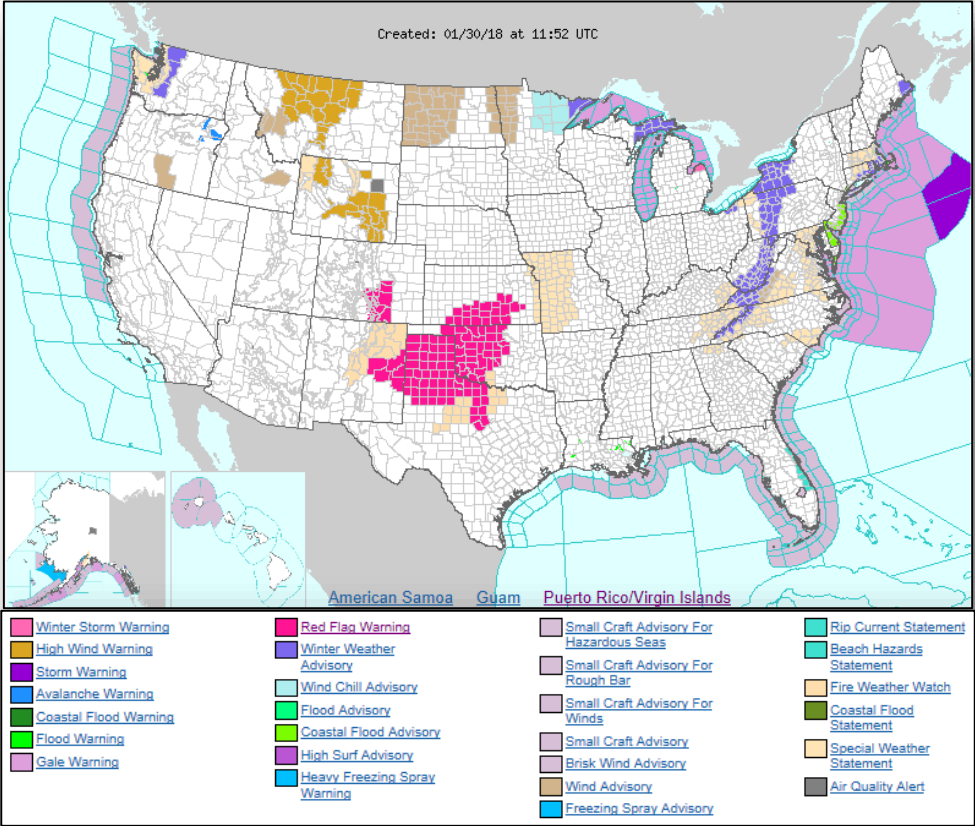


*Tomorrow*

# Active Watches and Warnings



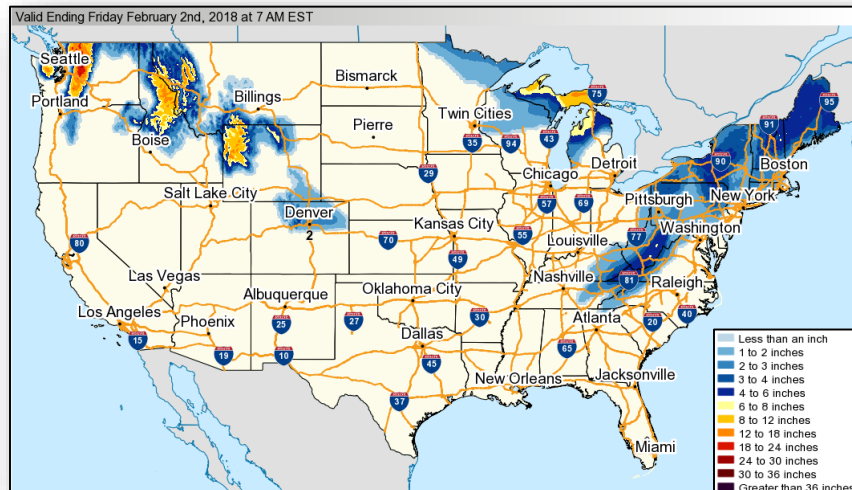
FEMA



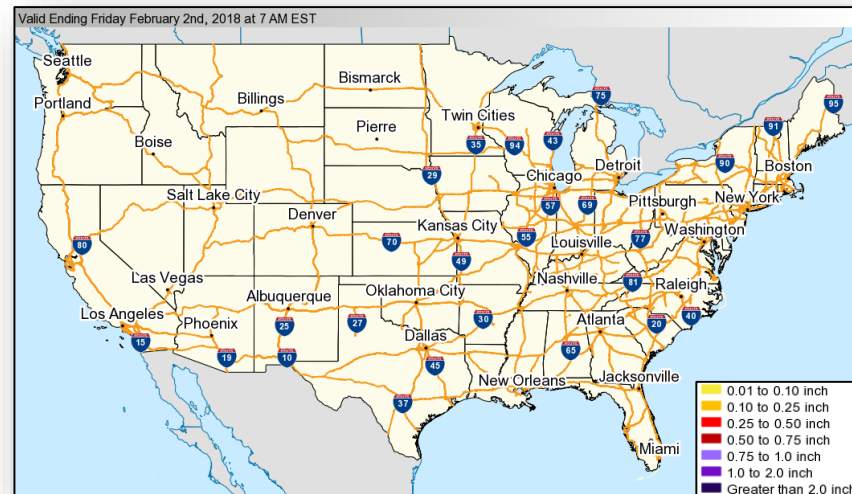
# Winter Precipitation Outlook



FEMA



***Forecast Snowfall***



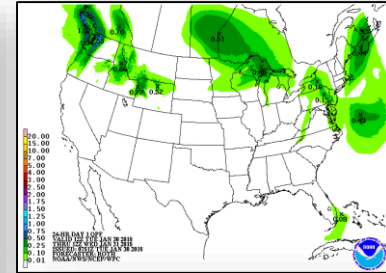
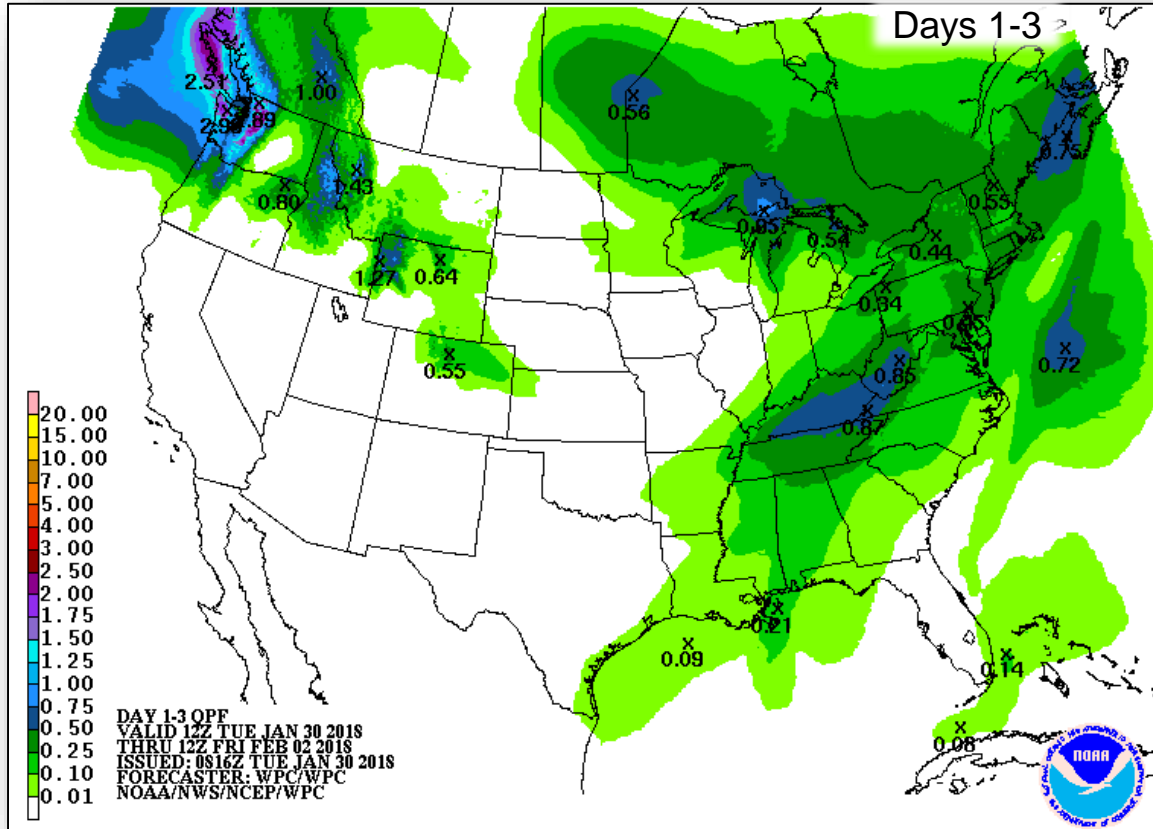
***Forecast Ice Accumulation***



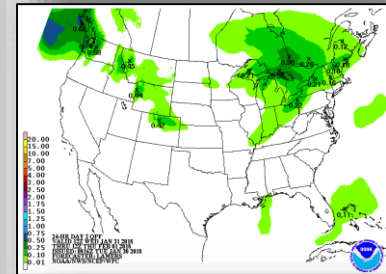
# Precipitation Forecast



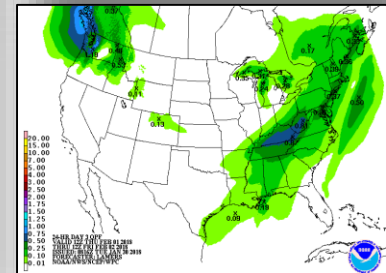
FEMA



Day 1



Day 2

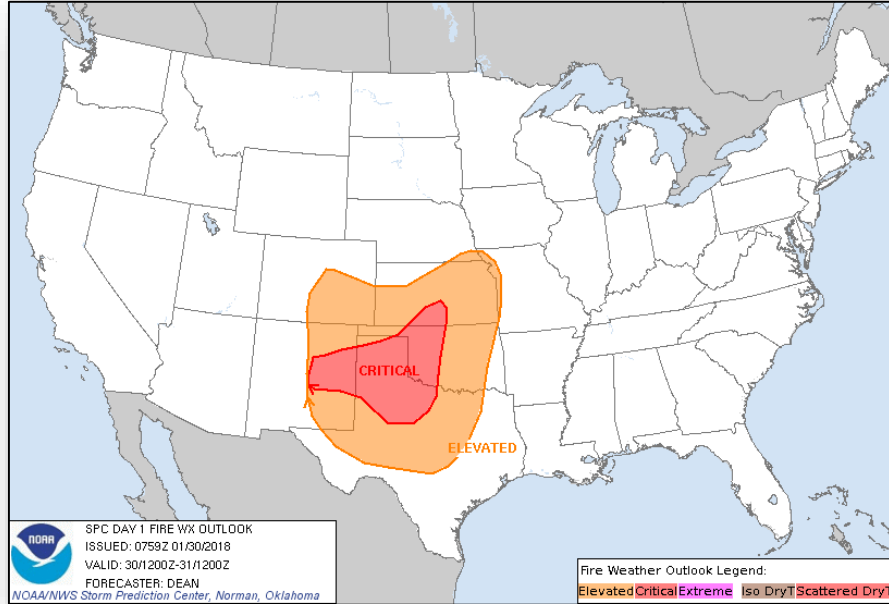


Day 3

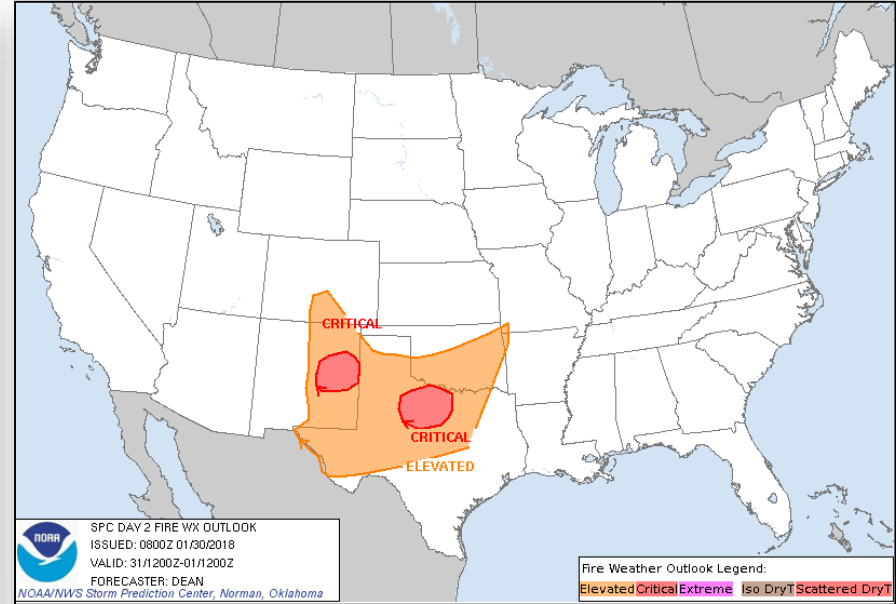
# Fire Weather Outlook



FEMA



*Today*

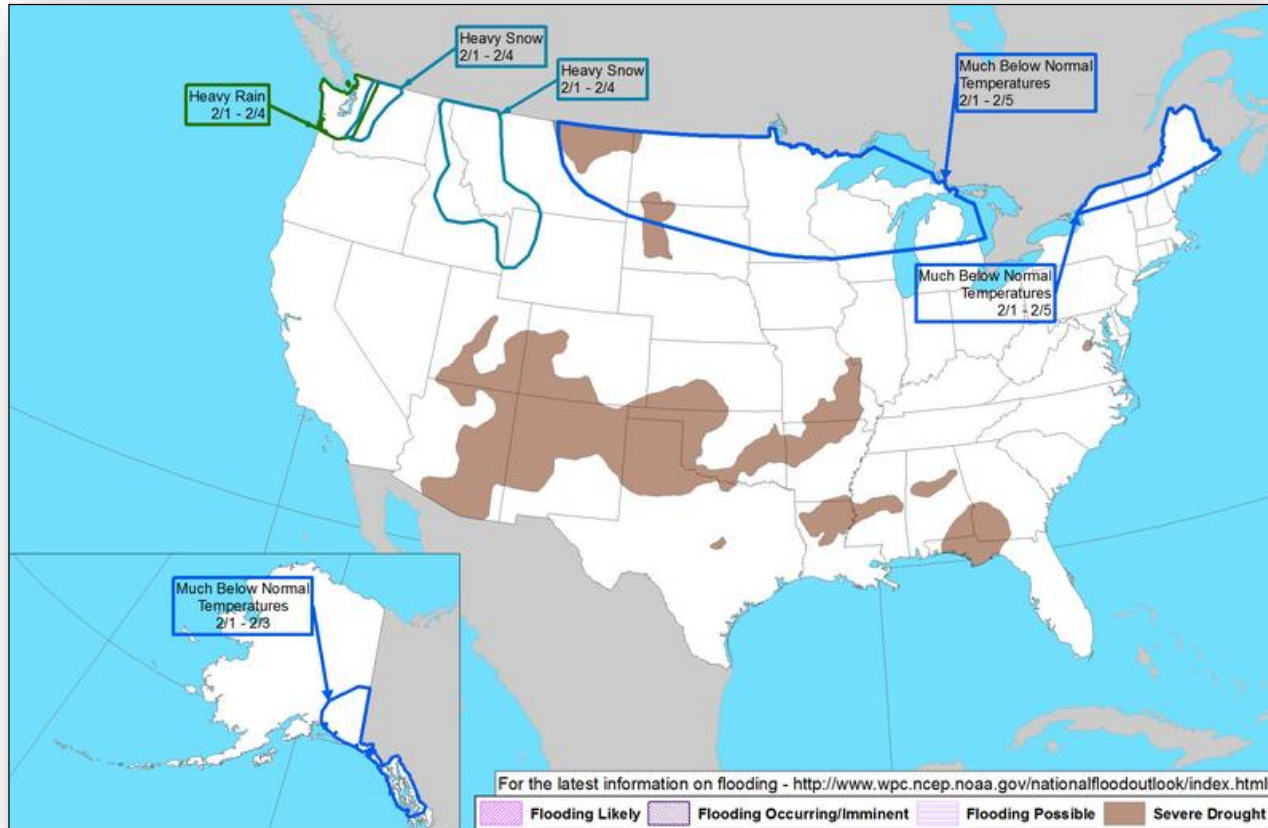


*Tomorrow*

# Hazards Outlook – Feb 1-5



FEMA



# Disaster Requests & Declarations



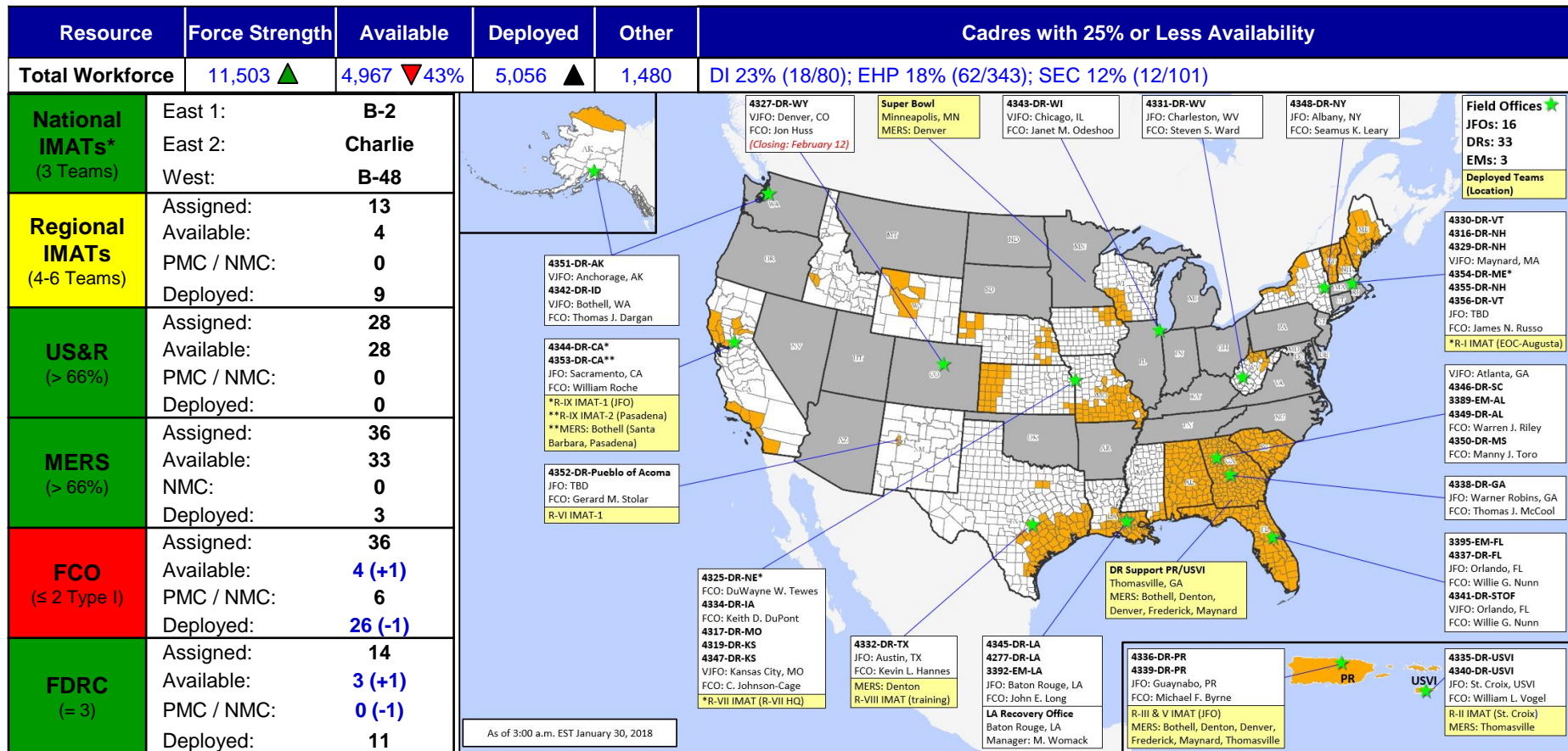
**FEMA**

Declaration Requests in Process					Requests APPROVED (since last report)	Requests DENIED (since last report)
1	IA	PA	HM	Date Requested	0	0
MT – (Appeal) Wildfires		X	X	January 26, 2018		

# Readiness – Deployable Teams and Assets



FEMA



\*B-2 Status: Assemble ≤ 2 hours, On Site ≤ 18 hours; B-48 Status: Assemble and deploy ≤ 48 hours; Charlie Status: No team assemble time requirement



# FEMA Readiness – Activation Teams



FEMA

Resource	Status	Total	Status	Activated Team	Activation Level	Activation Times	Reason / Comments
NWC		5	Steady State		Enhanced Watch	3:00 p.m. - TBD	State of the Union Address
NRCC		2	Available				
HLT		1	Available				
RWCs/MOCs		10	Steady State	Region III	Enhanced Watch	1:00 p.m. EST - TBD	State of the Union Address
RRCCs		10	Available				

Backup Regions: VIII, IV, & VI

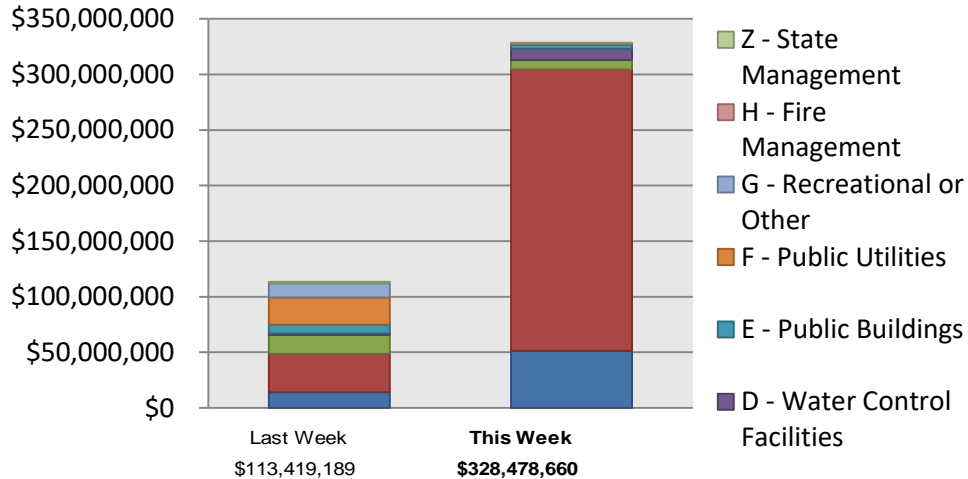
# Public Assistance Grant Program



FEMA

PA Project Worksheets Obligated in past week, as of 01/29/18 at 1500 EDT										
PA Category	Emergency Work		Permanent Work							Total
	A - Debris Removal	B - Protective Measures	C - Roads & Bridges	D - Water Control Facilities	E - Public Buildings	F - Public Utilities	G - Recreational or Other	H - Fire Management	Z - State Management	
Number Of PWs Obligated	121	194	103	12	41	13	21	0	8	513
Federal Share Obligated	\$51,261,881	\$253,306,348	\$8,273,123	\$10,262,641	\$3,280,451	\$1,263,433	\$448,199	\$0.00	\$382,586	\$328,478,660

## Public Assistance Obligated per Category In the Past 2 Weeks – 1/15/2018 through 1/29/2018



## This weeks PA Highlights

- **Over \$1.9 Million was obligated to Roads and Bridges for California**
- **\$87 Million was obligated to Protective Measures for the Virgin Islands**
- **Over \$3.2 Million was obligated to Debris Removal for Georgia**
- **Approximately \$1.2 Million was obligated to Water Control Facilities for California**

# Direct Housing

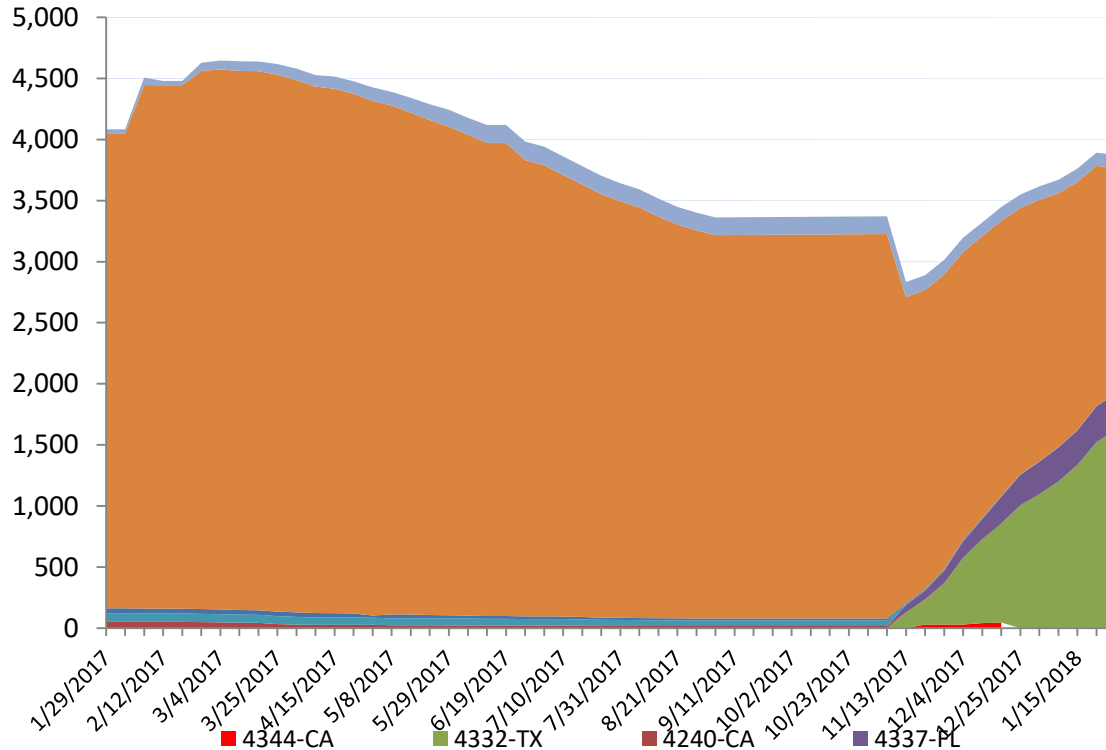


FEMA

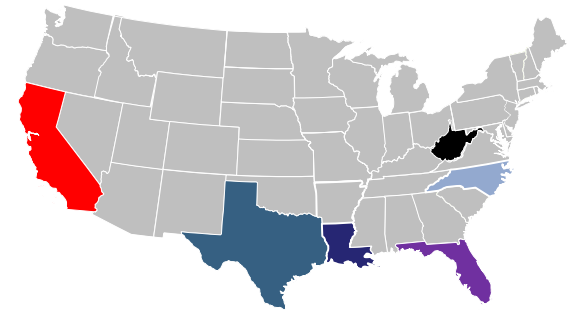
## Total Households in FEMA Direct Housing per State

Past Year per Week, 1/29/2017 – 1/29/2018

There are currently **4,052** Households Occupying **4,052** Temporary Units



DR	IA Declaration Date	Program End Date	Current # of Households in Direct Housing (Weekly Change)
4277-LA	8/14/2016	2/14/2018	1,848 (-117)
4285-NC	10/10/2016	4/10/2018	106 (-2)
4332-TX	8/25/2017	2/25/2018	1,621 (+98)
4337-FL	9/10/2017	3/10/2018	295 (+2)
4344-CA	10/10/2017	4/10/2018	163 (+2)
4339-PR	9/10/2017	3/20/2019	16 (+3)
4266-TX	3/19/2016	9/19/2017	3 (0)



States with Currently Occupied Units

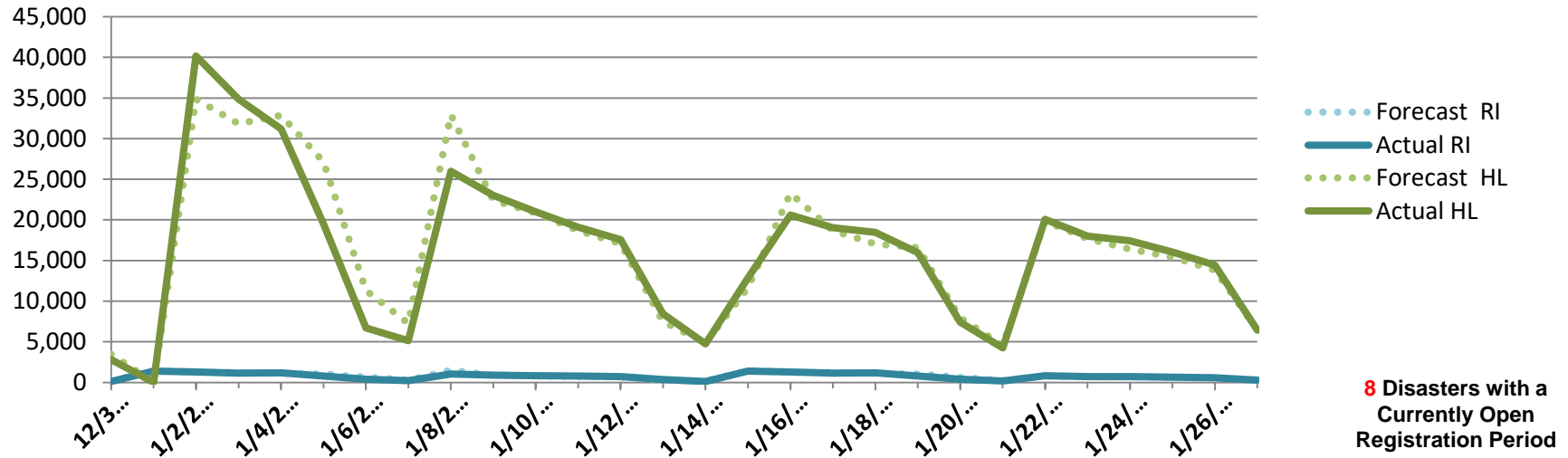
# NPSC Call Activity



FEMA

NPSC Call Activity in the Past Week 1/21/2018 through 1/27/2018		
Call Type	Projected Calls	Actual Calls
Registration Intake:	3,926	3,900
Helpline:	94,129	96,599
Combined:	98,055	100,499

## NPSC Call Forecasting and Actual Calls Over the Past 4 Weeks 12/31/2017 through 1/27/2018

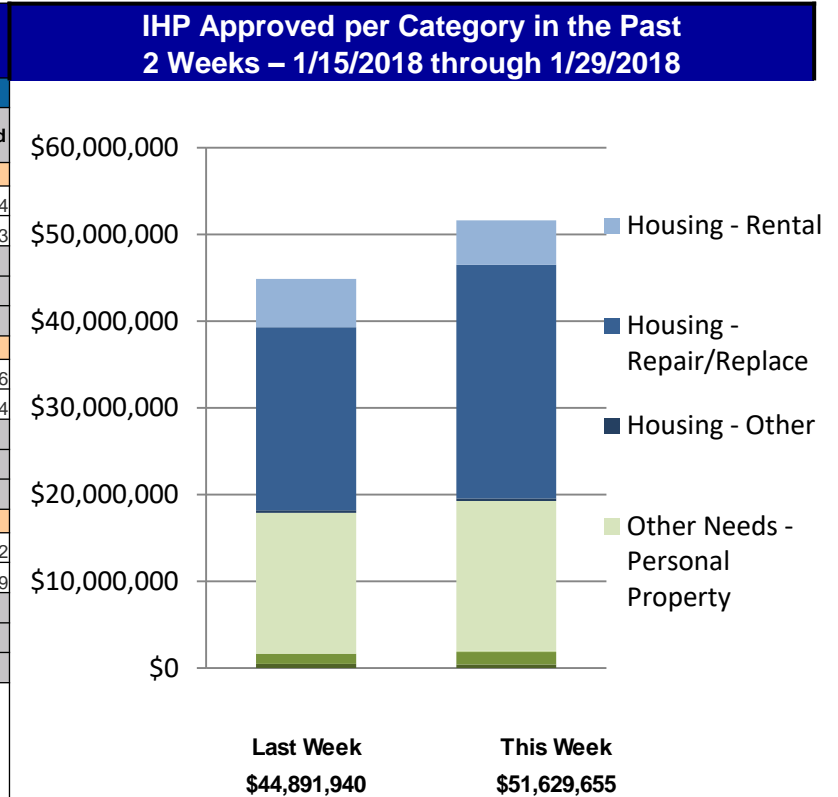


# Individual Assistance Activity



FEMA

	Individuals and Households Program Activity As Of: 1/29/18				
		In Past 7 Days		Cumulative	
		Applicants Approved	Amount Approved	Applicants Approved	Amount Approved
		4336-PR	Declared 09-10-2017	End Of Reg Period 03-20-2018	
Open Registration Period	Housing Assistance	4	\$66,688.59	810	\$1,520,047.24
	Other Needs Assistance	7	\$12,492.85	913	\$1,418,579.93
	Total IHP	\$79,181.44		\$2,938,627.17	
	Average IHP			\$2,312	
	Total Max Grants			2	
	4339-PR	Declared 09-20-2017	End Of Reg Period 03-20-2018		
Open Registration Period	Housing Assistance	4,957	\$22,824,413.89	184,541	\$522,700,887.96
	Other Needs Assistance	7,340	\$15,002,707.30	346,472	\$441,949,092.64
	Total IHP	\$37,827,121.19		\$964,649,980.60	
	Average IHP			\$2,308	
	Total Max Grants			2383	
	4353-CA	Declared 01-02-2018	End Of Reg Period 03-16-2018		
Open Registration Period	Housing Assistance	201	\$945,166.00	390	\$1,558,178.62
	Other Needs Assistance	42	\$169,890.86	60	\$213,434.29
	Total IHP	\$1,115,056.86		\$1,771,612.91	
	Average IHP			\$4,396	
	Total Max Grants			18	
Other IHP Active	14 Declarations IHP Programmatically Open - Closed Registration *				
	Housing Assistance	2,277	\$8,517,782.51		
	Other Needs Assistance	2,012	\$4,090,513.29		
	Total IHP	\$12,608,295.80			
	Total IHP Approved in Past Week	\$51,629,655.29			



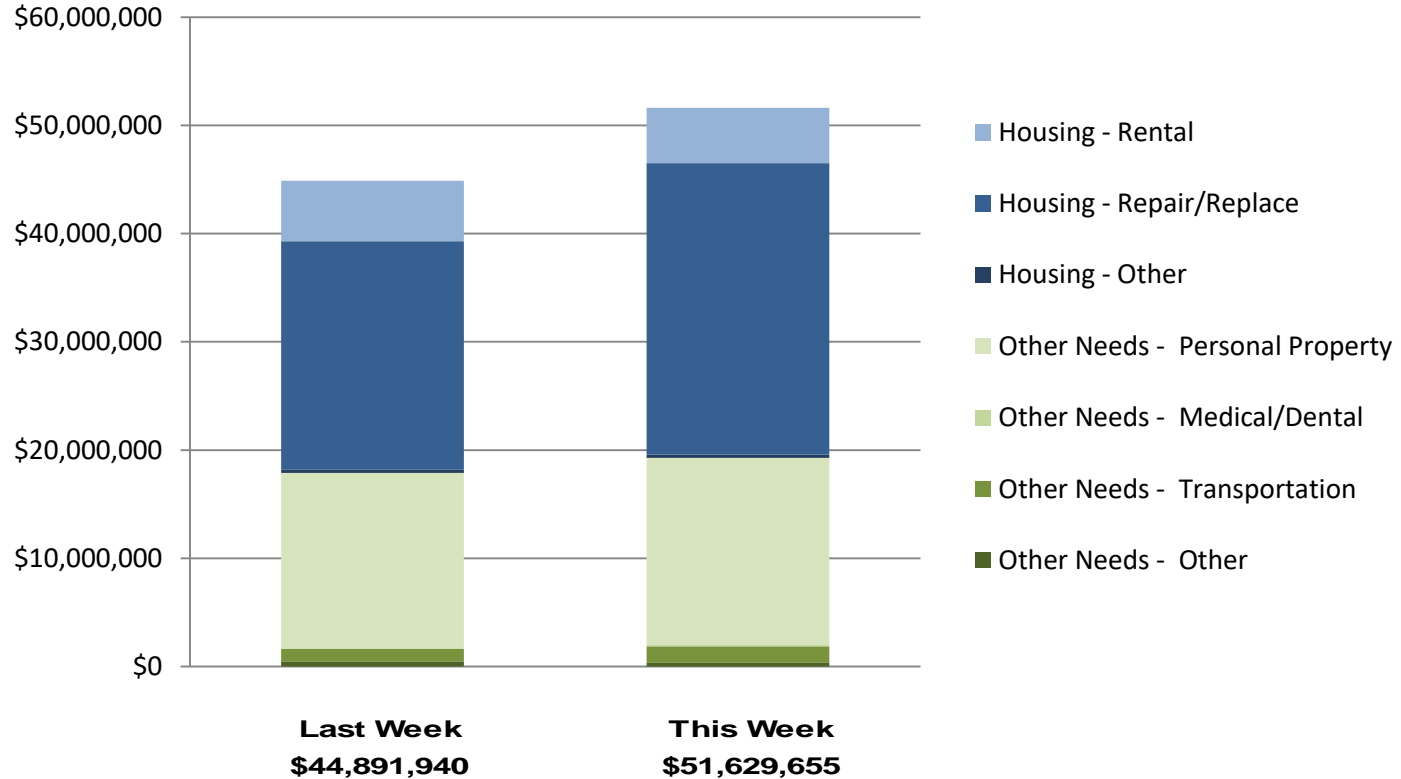


# Individual Assistance Activity



FEMA

IHP Approved per Category in the Past  
2 Weeks – 1/15/2018 through 1/29/2018





# FEMA

**FEMA's mission is to support our citizens and first responders to ensure that as a nation we work together to build, sustain, and improve our capability to prepare for, protect against, respond to, recover from, and mitigate all hazards.**