



FEMA

Daily Operations Briefing

Sunday, January 28, 2018

8:30 a.m. EST

Significant Activity – Jan 27-28



FEMA

Significant Events: None

Tropical Activity:

- Western Pacific – No activity affecting U.S. interests

Significant Weather:

- Critical Fire Weather – Southern California
- Elevated Fire Weather – CA, AZ, TX, OK, & KS
- Red Flag Warnings – Southern California
- Space Weather:
 - Past 24 hours – None observed
 - Next 24 hours – None predicted

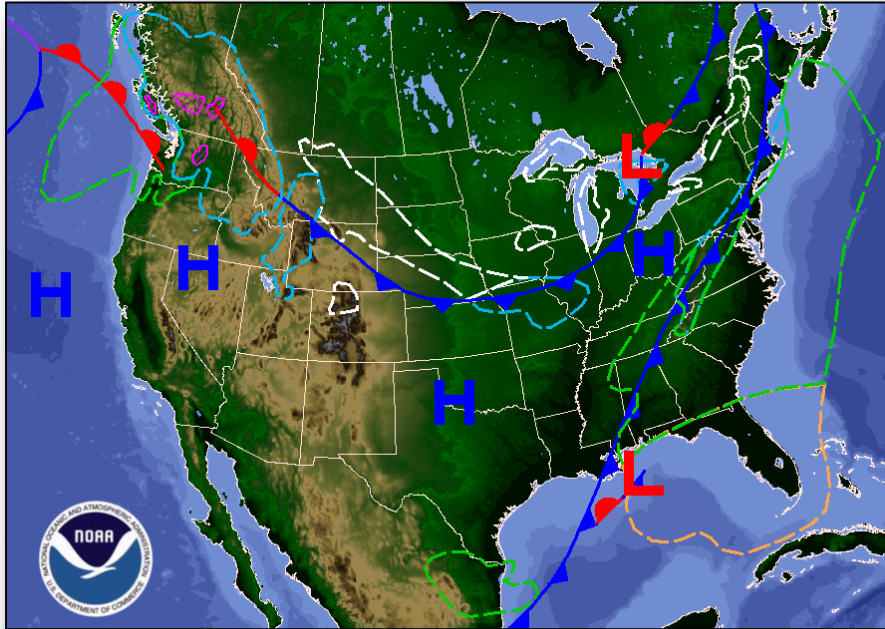
Earthquake Activity: None

Declaration Activity: None

National Weather Forecast



FEMA

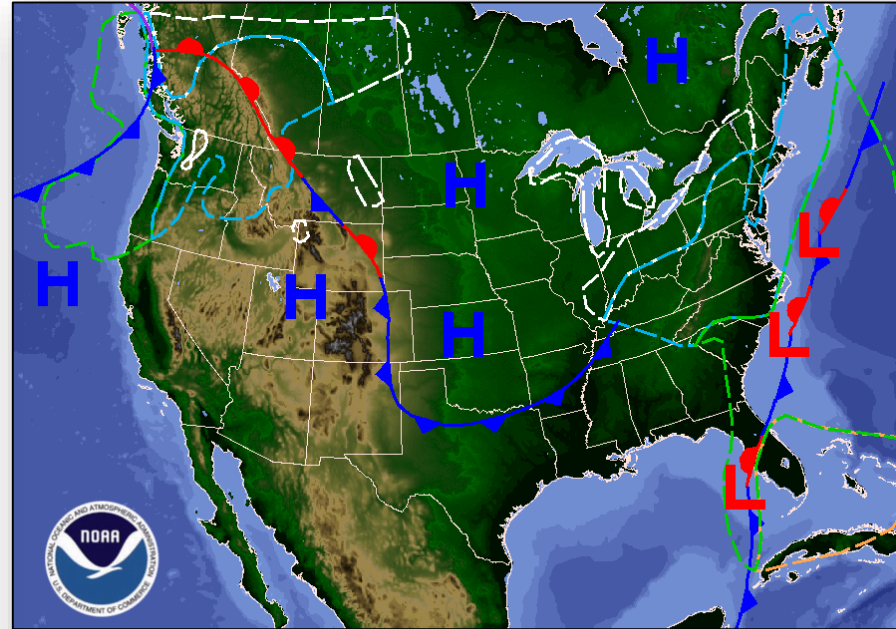


Day 1 National Forecast Chart

Valid Sun, Jan 28, 2018, issued 3:49 AM EST
DOC/NOAA/NWS/NCEP/Weather Prediction Center
Prepared by Tate with WPC/SPC/NHC forecasts

- Rain
- Rain and T'Storms
- Rain and Snow
- Snow
- Flash Flooding Possible (hatched)
- Severe T'Storms Possible (hatched)
- Freezing Rain Possible (hatched)
- Heavy Snow Possible (hatched)

Today



Day 2 National Forecast Chart

Valid Mon, Jan 29, 2018, issued 3:52 AM EST Sun, Jan 28, 2018
DOC/NOAA/NWS/NCEP/Weather Prediction Center
Prepared by Tate with WPC/SPC/NHC forecasts

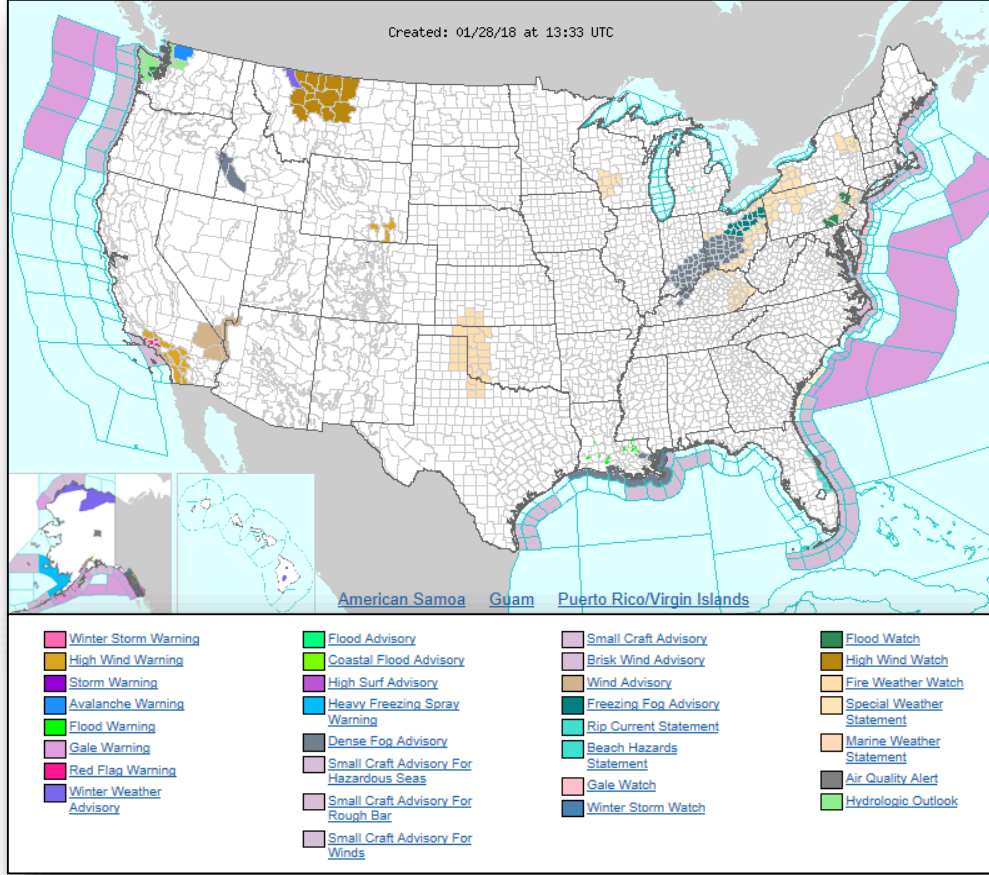
- Rain
- Rain and T'Storms
- Rain and Snow
- Snow
- Flash Flooding Possible (hatched)
- Severe T'Storms Possible (hatched)
- Freezing Rain Possible (hatched)
- Heavy Snow Possible (hatched)

Tomorrow

Active Watches and Warnings



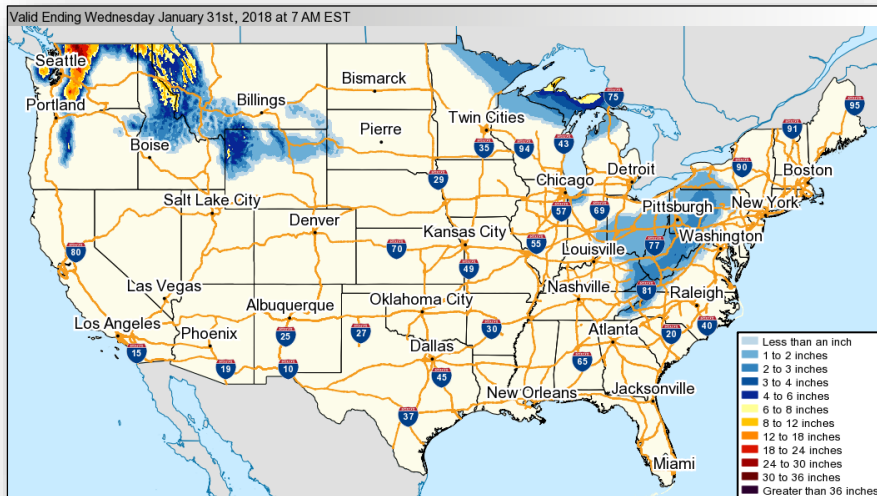
FEMA



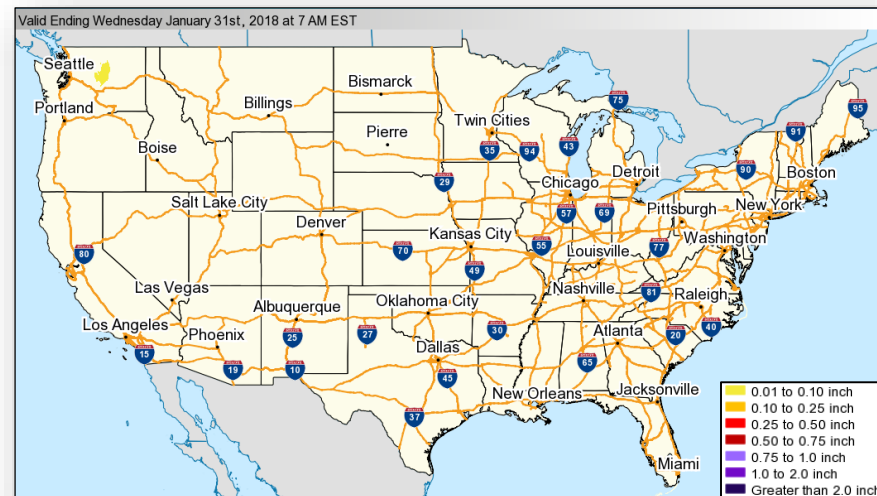
Winter Precipitation Outlook



FEMA



Forecast Snowfall

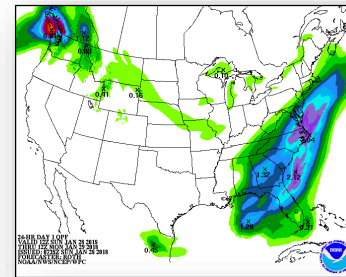
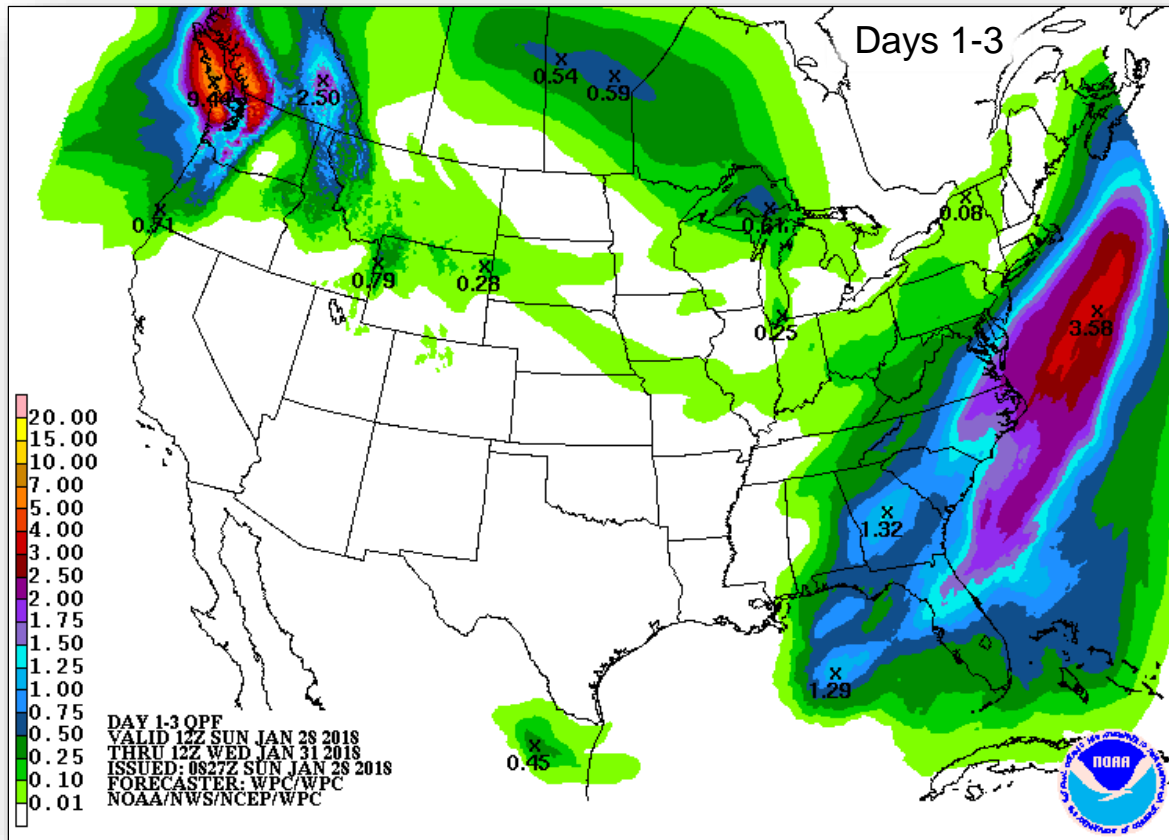


Forecast Ice Accumulation

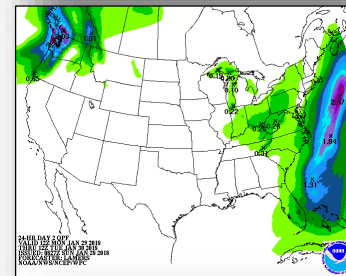
Precipitation Forecast



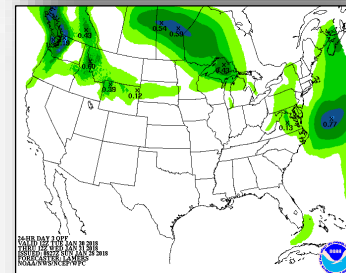
FEMA



Day 1



Day 2

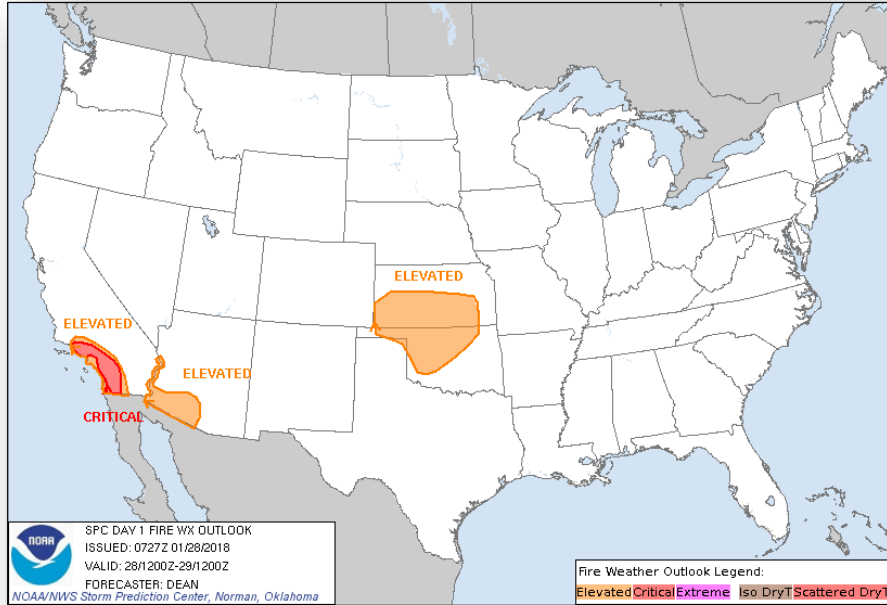


Day 3

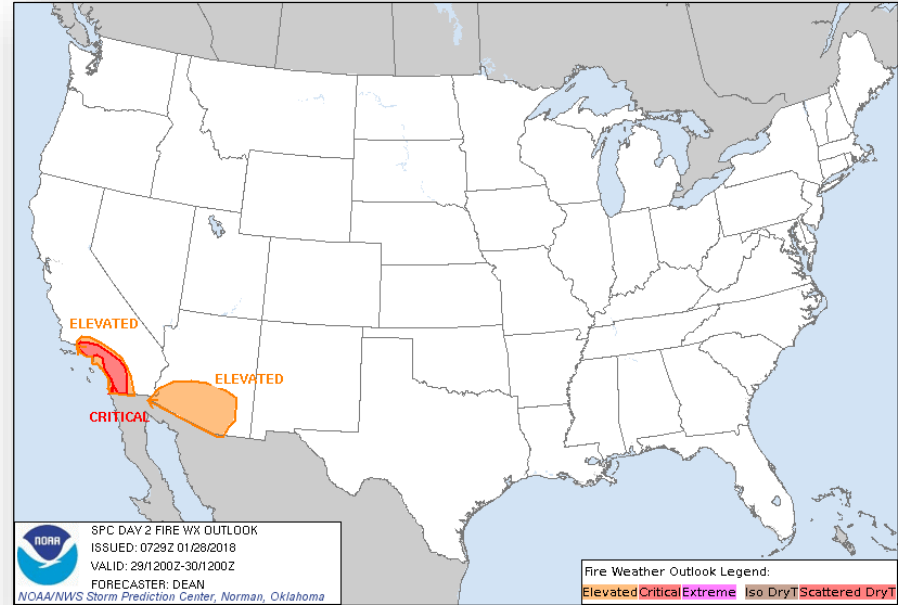
Fire Weather Outlook



FEMA

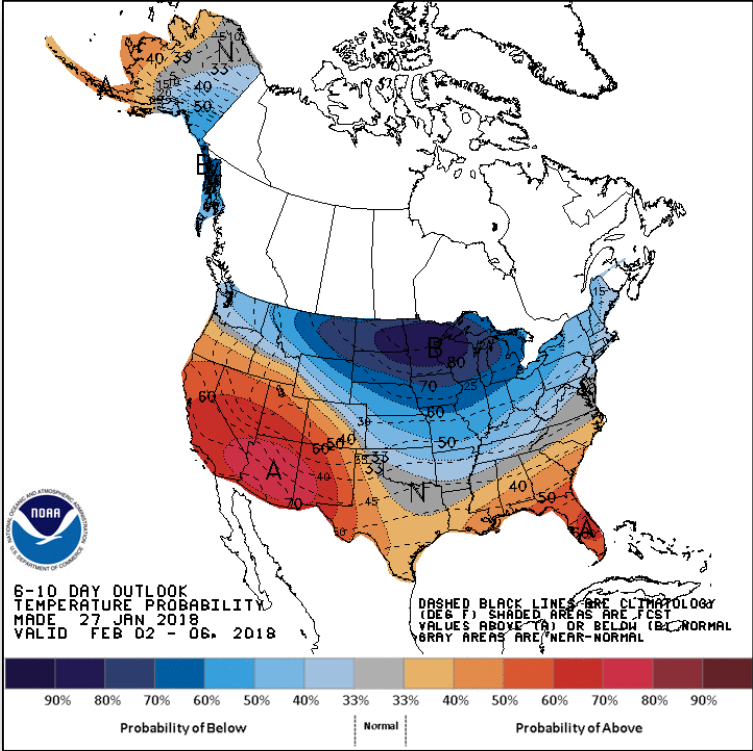


Today

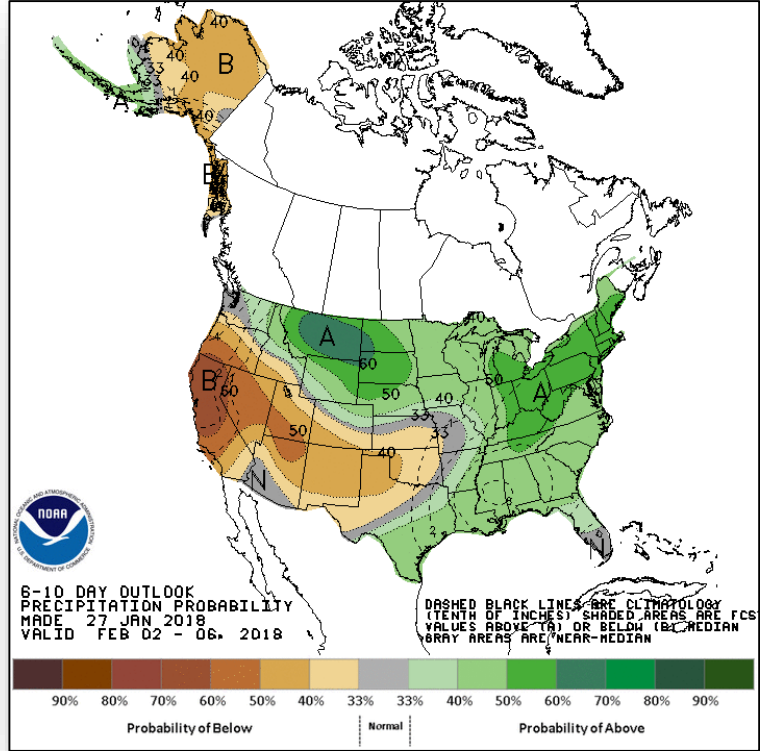


Tomorrow

6-10 Day Outlooks



6-10 Day Temperature Probability



6-10 Day Precipitation Probability

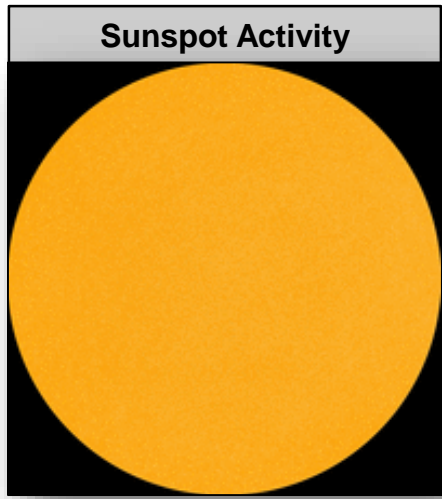

Space Weather



FEMA

	Space Weather Activity	Geomagnetic Storms	Solar Radiation	Radio Blackouts
Past 24 Hours	None	None	None	None
Next 24 Hours	None	None	None	None

For further information on NOAA Space Weather Scales refer to <http://www.swpc.noaa.gov/noaa-scales-explanation>



Readiness – Deployable Teams and Assets



Resource	Force Strength	Available	Deployed	Other	Cadres with 25% or Less Availability
Total Workforce	11,487	4,885 43%	5,108	1,494	DI 19% (15/79); EHP 17% (58/343); PA 25% (378/1,503); SEC 11% (11/101)
National IMATs* (3 Teams)	East 1: East 2: West:	B-2 Charlie B-48			
Regional IMATs (4-6 Teams)	Assigned: Available: PMC / NMC: Deployed:	13 4 0 9			
US&R (> 66%)	Assigned: Available: PMC / NMC: Deployed:	28 28 0 0			
MERS (> 66%)	Assigned: Available: NMC: Deployed:	36 33 0 3			
FCO (≤ 2 Type I)	Assigned: Available: PMC / NMC: Deployed:	36 3 6 27			
FDRC (= 2)	Assigned: Available: PMC / NMC: Deployed:	14 2 1 11			

*B-2 Status: Assemble ≤ 2 hours, On Site ≤ 18 hours; B-48 Status: Assemble and deploy ≤ 48 hours; Charlie Status: No team assemble time requirement

FEMA Readiness – Activation Teams



FEMA

Resource	Status	Total	Status	Activated Team	Activation Level	Activation Times	Reason / Comments
NWC		5	Steady State				
NRCC		2	Available				
HLT		1	Available				
RWCs/MOCs		10	Steady State				
RRCCs		10	Available				

Backup Regions: VIII, IV, & VI



FEMA

FEMA's mission is to support our citizens and first responders to ensure that as a nation we work together to build, sustain, and improve our capability to prepare for, protect against, respond to, recover from, and mitigate all hazards.