



# **FEMA**

## **Daily Operations Briefing**

**Monday, January 22, 2018**

**8:30 a.m. EST**

# Significant Activity – Jan 19-22



FEMA

**Significant Events:** None

**Tropical Activity:**

- Western Pacific – No activity affecting U.S. interests

**Significant Weather:**

- Blizzard Warning – Central Plains to the Upper Mississippi Valley
- Freezing rain possible – Upper Mississippi Valley to the Northeast
- Heavy snow – Central Plains to the Northeast
- Elevated Fire Weather – Southern Plains
- Space Weather – Past 24 hours: none; next 24 hours: none

**Earthquake Activity:** No significant activity

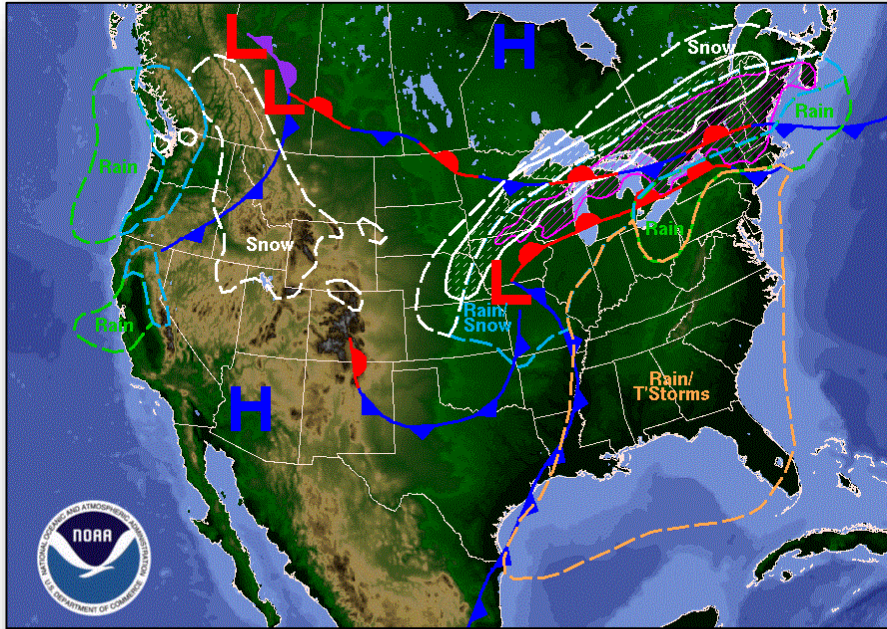
**Declaration Activity:**

- Amendment No. 1 to FEMA-4348-DR-NY
- Amendment No. 1 to FEMA-4345-DR-LA
- Amendment No. 3 to FEMA-3392-EM-LA
- Amendment No. 3 to FEMA-3382-EM-LA
- Amendment No. 8 to FEMA-4277-DR-LA

# National Weather Forecast



FEMA

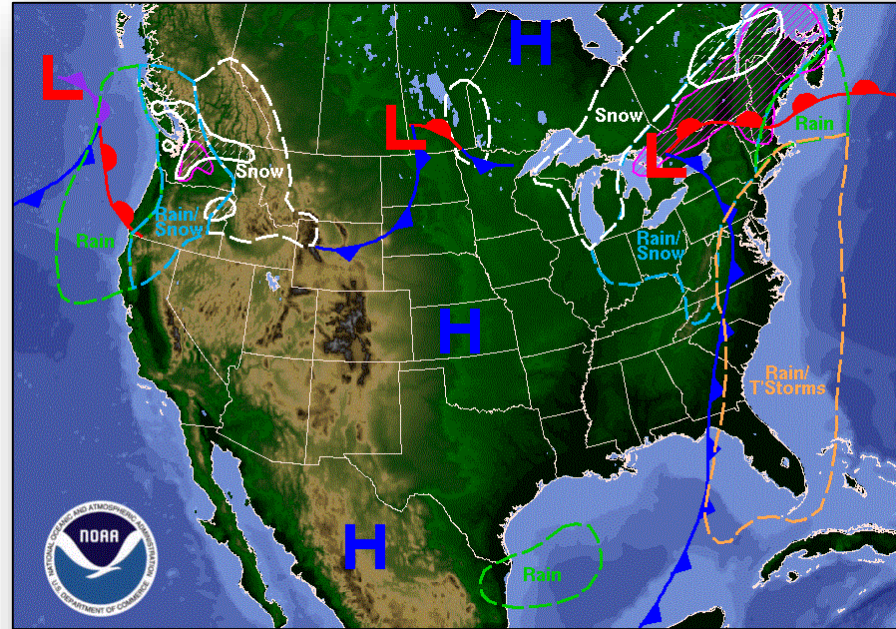


## Day 1 National Forecast Chart

Valid Mon, Jan 22, 2018, issued 4:43 AM EST  
DOC/NOAA/NWS/NCEP/Weather Prediction Center  
Prepared by McCreynolds with WPC/SPC/NHC forecasts

Rain  
Rain and T'Storms  
Rain and Snow  
Snow  
Flash Flooding Possible (hatched)  
Severe T'Storms Possible (hatched)  
Freezing Rain Possible (hatched)  
Heavy Snow Possible (hatched)

*Today*



## Day 2 National Forecast Chart

Valid Tue, Jan 23, 2018, issued 4:49 AM EST Mon, Jan 22, 2018  
DOC/NOAA/NWS/NCEP/Weather Prediction Center  
Prepared by McCreynolds with WPC/SPC/NHC forecasts

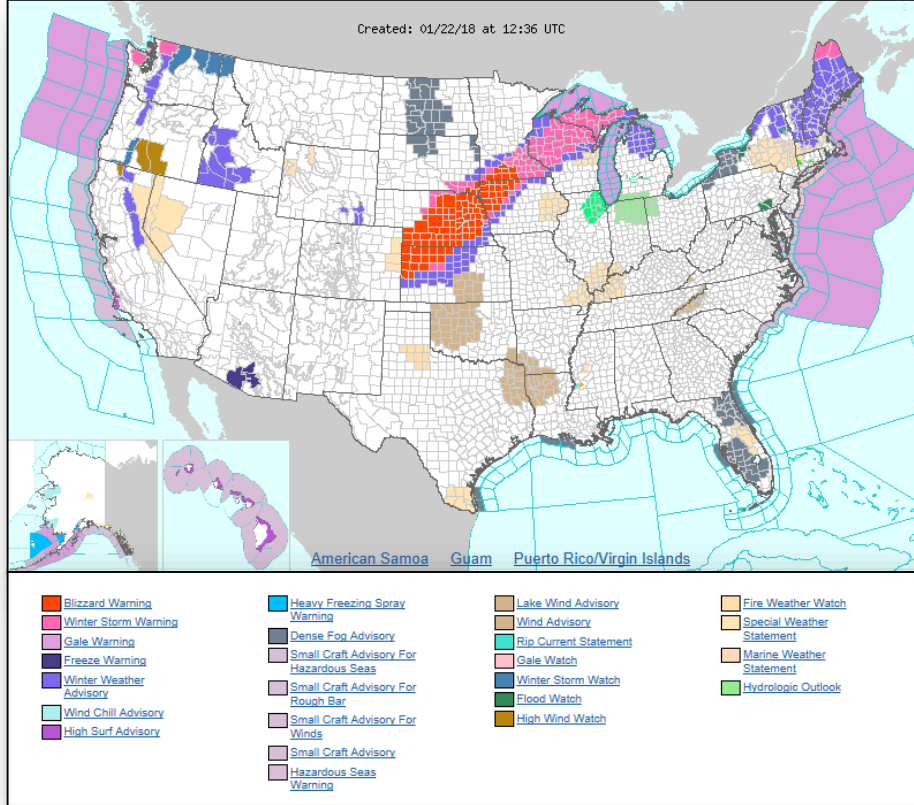
Rain  
Rain and T'Storms  
Rain and Snow  
Snow  
Flash Flooding Possible (hatched)  
Severe T'Storms Possible (hatched)  
Freezing Rain Possible (hatched)  
Heavy Snow Possible (hatched)

*Tomorrow*

# Active Watches and Warnings



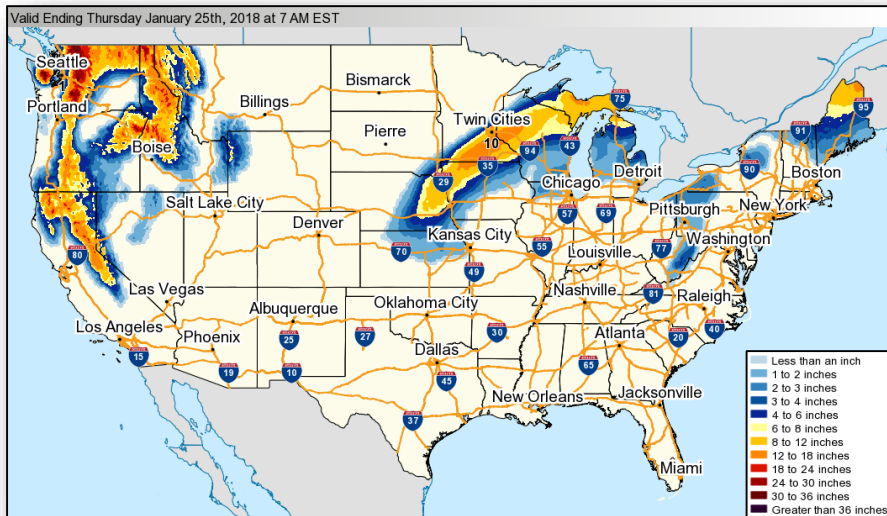
FEMA



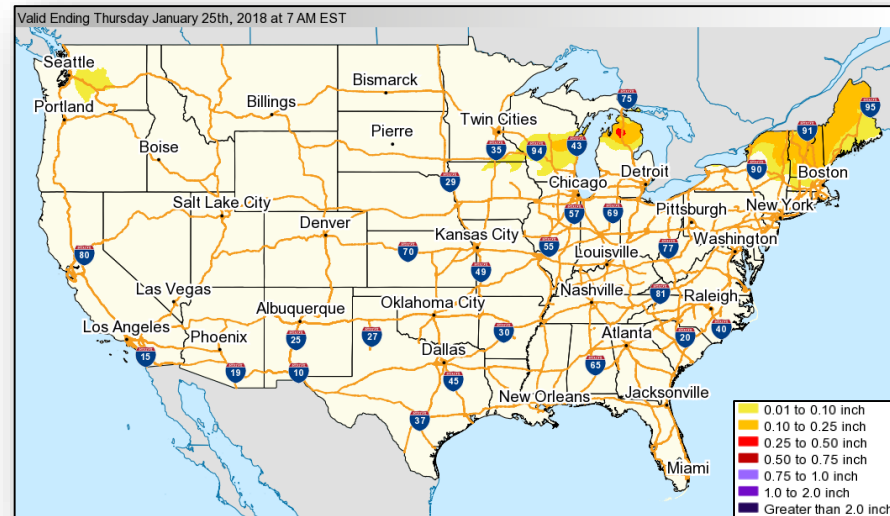
# Winter Precipitation Outlook



FEMA



***Forecast Snowfall***



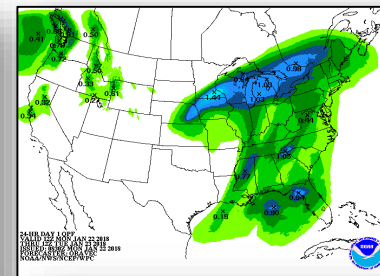
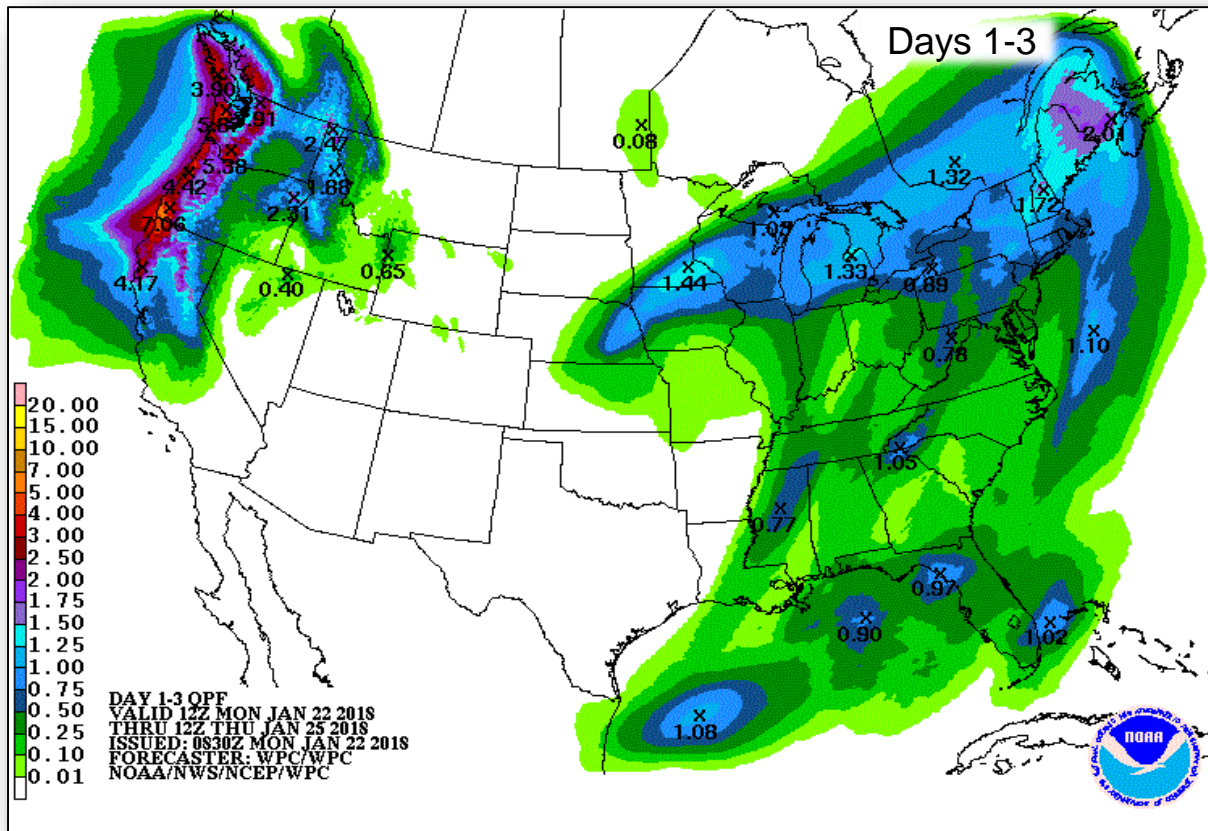
***Forecast Ice Accumulation***



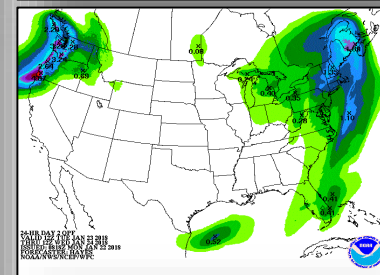
# Precipitation Forecast



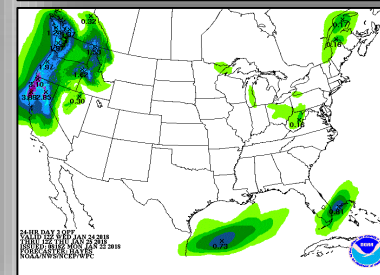
FEMA



Day 1

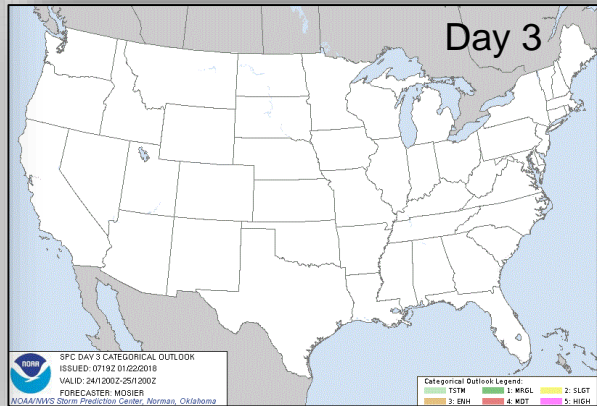
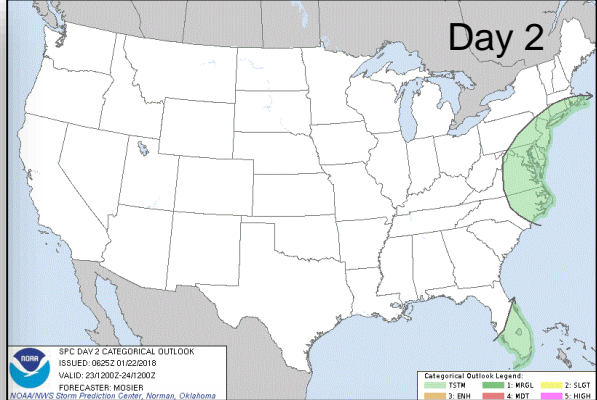
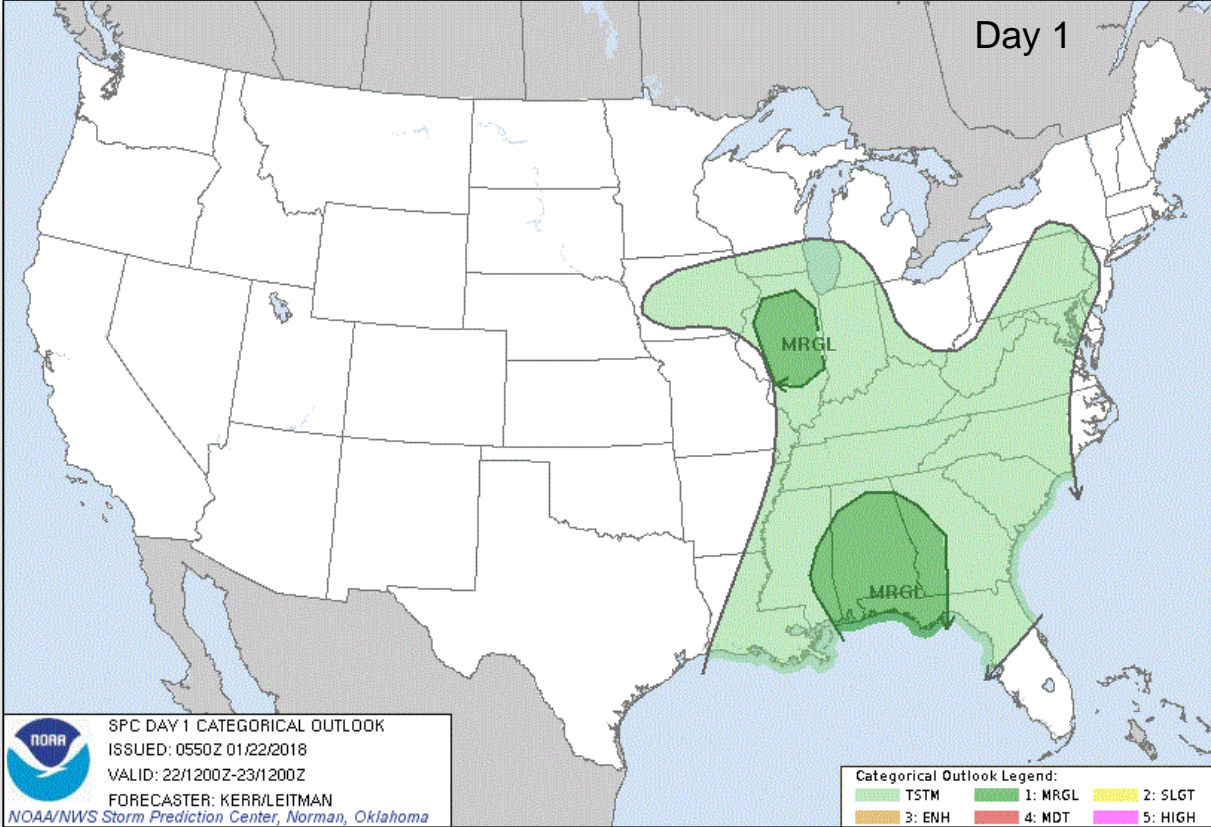


Day 2



Day 3

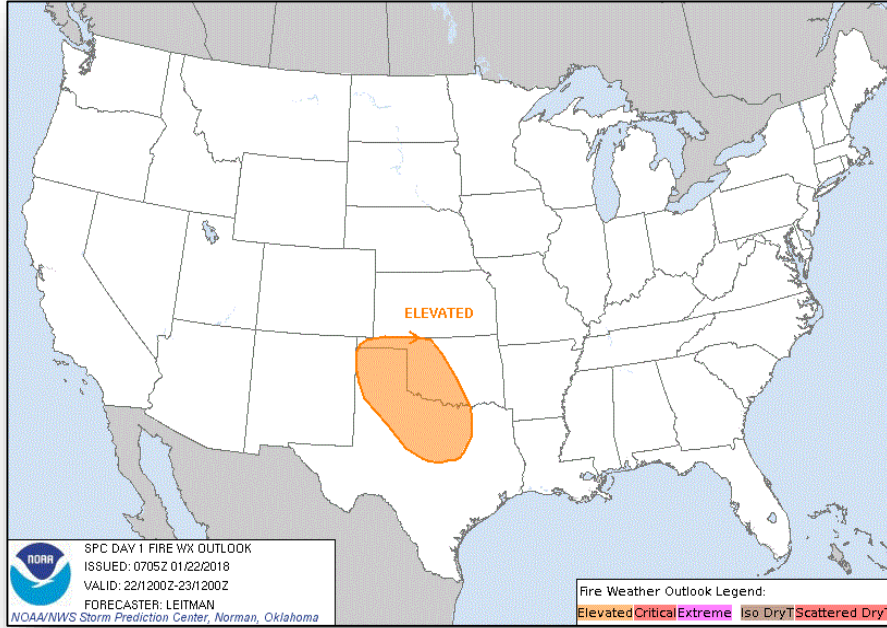
# Severe Weather Outlook – Days 1-3



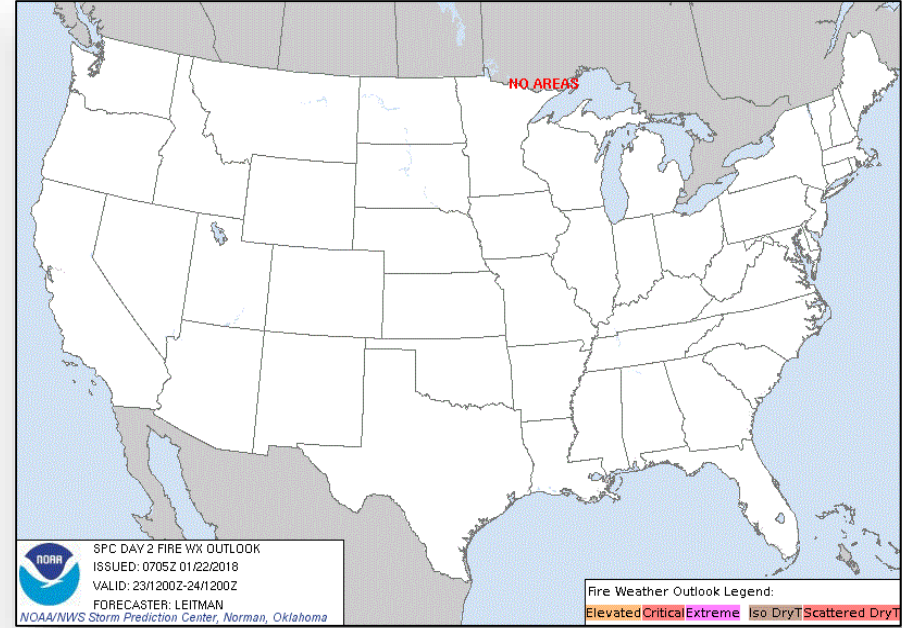
# Fire Weather Outlook



FEMA



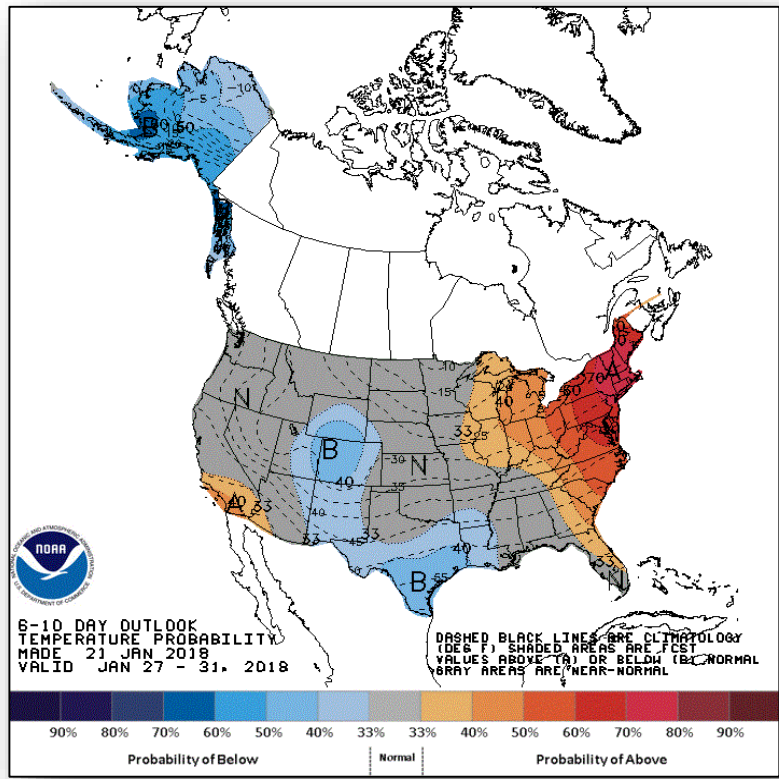
**Today**



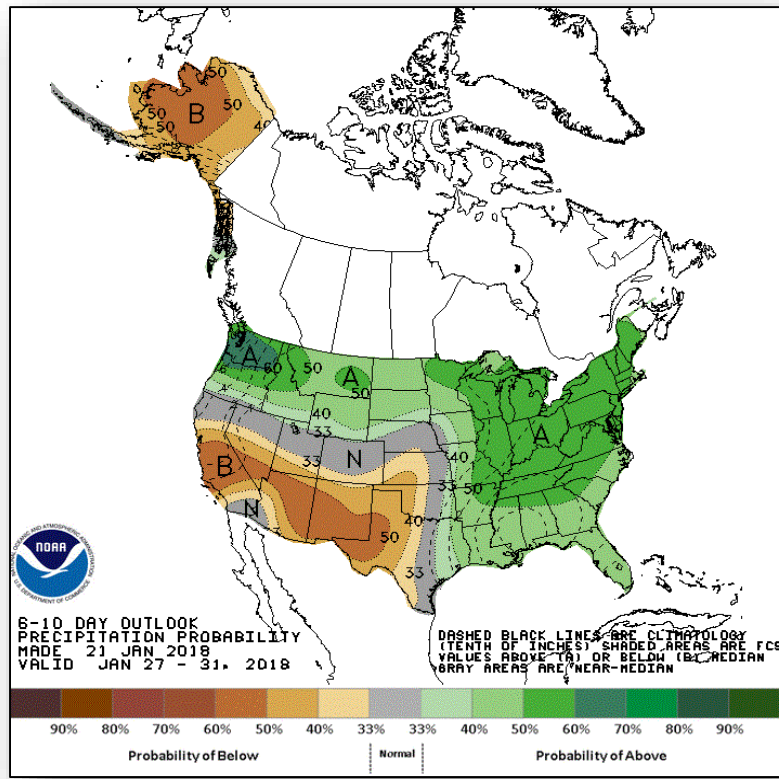
**Tomorrow**



# 6-10 Day Outlooks



**6-10 Day Temperature Probability**



**6-10 Day Precipitation Probability**

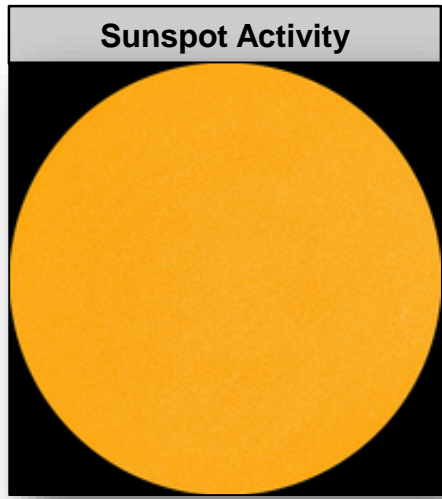

# Space Weather



FEMA

	Space Weather Activity	Geomagnetic Storms	Solar Radiation	Radio Blackouts
Past 24 Hours	None	None	None	None
Next 24 Hours	None	None	None	None

For further information on NOAA Space Weather Scales refer to <http://www.swpc.noaa.gov/noaa-scales-explanation>



# Disaster Amendments



FEMA

Amendment	Effective Date	Action
Amendment No. 1 to FEMA-4348-DR-NY	January 19, 2018	Adds 2 counties for Public Assistance
Amendment No. 1 to FEMA-4345-DR-LA	January 3, 2018	Changes the FCO to John E. Long
Amendment No. 3 to FEMA-3392-EM-LA	January 3, 2018	Changes the FCO to John E. Long
Amendment No. 3 to FEMA-3382-EM-LA	January 3, 2018	Changes the FCO to John E. Long
Amendment No. 8 to FEMA-4277-DR-LA	January 3, 2018	Changes the FCO to John E. Long

# Joint Preliminary Damage Assessments



FEMA

Region	State / Location	Event	IA / PA	Number of Boroughs		Start – End
				Requested	Completed	
X	AK	Coastal Storm December 4, 2017	IA	0	0	N/A
			PA	1	1	1/18 – 1/19



# Disaster Requests & Declarations



FEMA

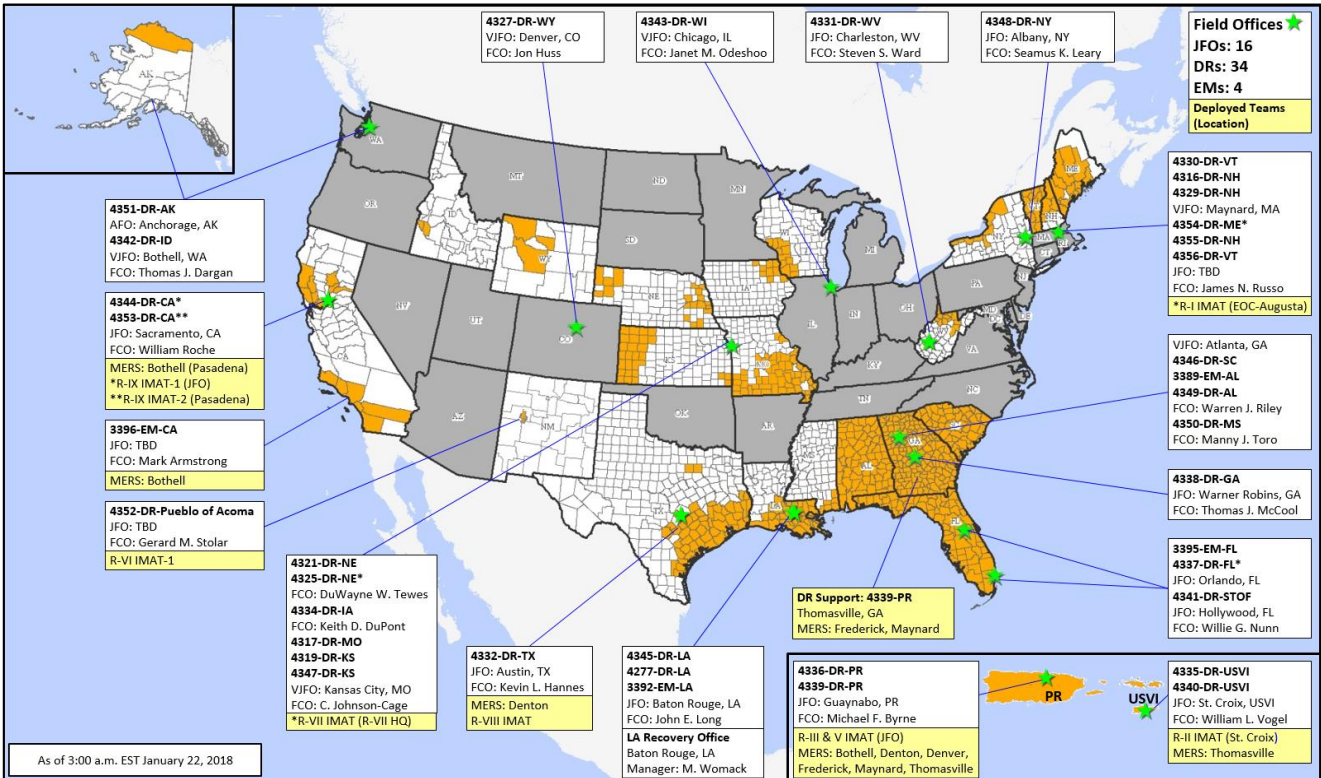
Declaration Requests in Process					Requests APPROVED (since last report)	Requests DENIED (since last report)
1	IA	PA	HM	Date Requested	0	0
NY – DR (Appeal) Severe Storms and Flooding	X	X	X	January 2, 2018		

# Readiness – Deployable Teams and Assets



Resource	Force Strength	Available	Deployed	Other	Cadres with 25% or Less Availability
<b>Total Workforce</b>	11,502 ▼	5,008 ▲ 43%	5,040 ▼	1,454	None

<b>National IMATs*</b> (3 Teams)	East 1: East 2: West:	<b>B-2</b> <b>B-48</b> <b>Charlie</b>
<b>Regional IMATs</b> (0-3 Teams)	Assigned: Available: PMC / NMC: Deployed:	<b>13</b> <b>3</b> <b>1</b> <b>9</b>
<b>US&amp;R</b> (>66%)	Assigned: Available: PMC / NMC: Deployed:	<b>28</b> <b>27</b> <b>1</b> <b>0</b>
<b>MERS</b> (>66%)	Assigned: Available: NMC: Deployed:	<b>36</b> <b>33</b> <b>0</b> <b>3</b>
<b>FCO</b> (≤1 Type I)	Assigned: Available: PMC / NMC: Deployed:	<b>37</b> <b>5</b> <b>7</b> <b>25</b>
<b>FDR</b>	Assigned: Available: PMC / NMC: Deployed:	<b>14</b> <b>3</b> <b>1</b> <b>10</b>



\*B-2 Status: Assemble ≤ 2 hours, On Site ≤ 18 hours; B-48 Status: Assemble and deploy ≤ 48 hours; Charlie Status: No team assemble time requirement

# FEMA Readiness – Activation Teams



FEMA

Resource	Status	Total	Status	Activated Team	Activation Level	Activation Times	Reason / Comments
NWC		5	Steady State				
NRCC		2	Available				
HLT		1	Available				
RWCs/MOCs		10	Steady State				
RRCCs		10	Available				

Backup Regions: VIII, IV, & V



# FEMA

**FEMA's mission is to support our citizens and first responders to ensure that as a nation we work together to build, sustain, and improve our capability to prepare for, protect against, respond to, recover from, and mitigate all hazards.**