



FEMA

Daily Operations Briefing

Wednesday, January 17, 2018

8:30 a.m. EST

Significant Activity – Jan 17-18



FEMA

Significant Events: Mudslides – CA (Final)

Tropical Activity: None

Significant Weather:

- Freezing rain – northern ID and northwest MT
- Wintry mix of rain and snow – Southeast and Carolina coastal regions; interior Northwest
- Heavy snow possible – northeast Maine and northern Cascades
- Snow – interior Southeast, Mid-Atlantic, Central Appalachians, and Northeast
- Space Weather
 - Past 24 hours: None observed
 - Next 24 hours: None predicted

Earthquake Activity: None

Declaration Activity: None

Southern California – Mudslides FINAL



FEMA

Situation

Rescue and cleanup efforts continue.

Impacts

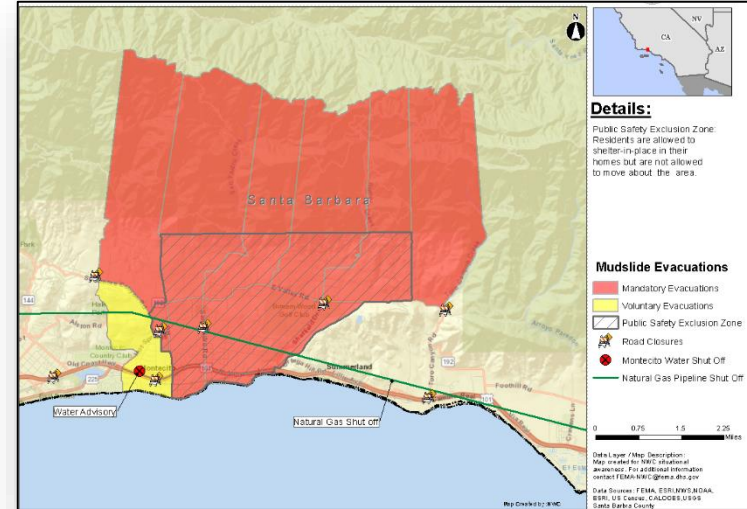
- 20 confirmed fatalities / 28 injuries
- Approximately 9k people under mandatory evacuation in Santa Barbara County
- 1 shelter open with 34 occupants (*ARC Midnight Shelter Count*)
- Portions of U.S. 101 and some state routes remain closed in Santa Barbara and Los Angeles counties
- **119 (+34) structures destroyed; 263 (-241) structures damaged**
- Natural gas shut off to Montecito (Santa Barbara County) affecting 3,600 homes
- Boil water notice remains in effect for Montecito Water District Customers
- 1.5k customers without power in Montecito (*FEMA 4353-DR-CA Mudslides Response Trifold*)

State and Local Response

- CA EOC at Partial Activation (day shift); Southern Region EOC at Partial Activation
- Santa Barbara County EOC at Full Activation; county declared a local emergency
- US&R elements deployed as state assets

FEMA Response

- Amendment No. 1 to FEMA-4353-DR-CA expanding the incident
- Amendment No. 2 to FEMA-4353-DR-CA adds four counties for IA
- FEMA Region IX RWC at Steady State and continues to monitor
 - LNOs deployed to Santa Barbara and Ventura county EOCs
 - IMAT 2 deployed to Pasadena, CA



Winter Weather – South Eastern U.S.



FEMA

Situation

A wintry mix of snow, rain with snow, and some areas of freezing rain extends from south/southeast TX, through the Southeast, Mid-Atlantic, eastern Ohio Valley, Great Lakes, & into the Northeast. Winter Advisories, Watches, and Warnings in effect.

Impacts

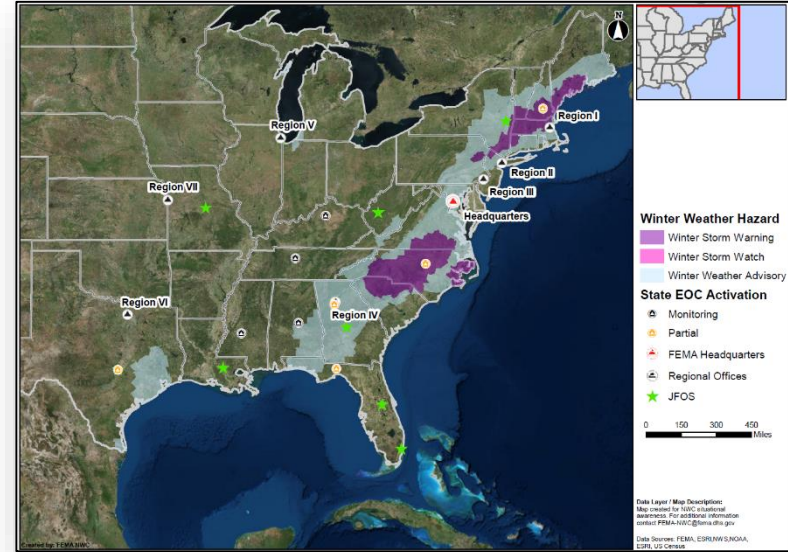
- Localized closures and delays across impacted areas

State and Local Response

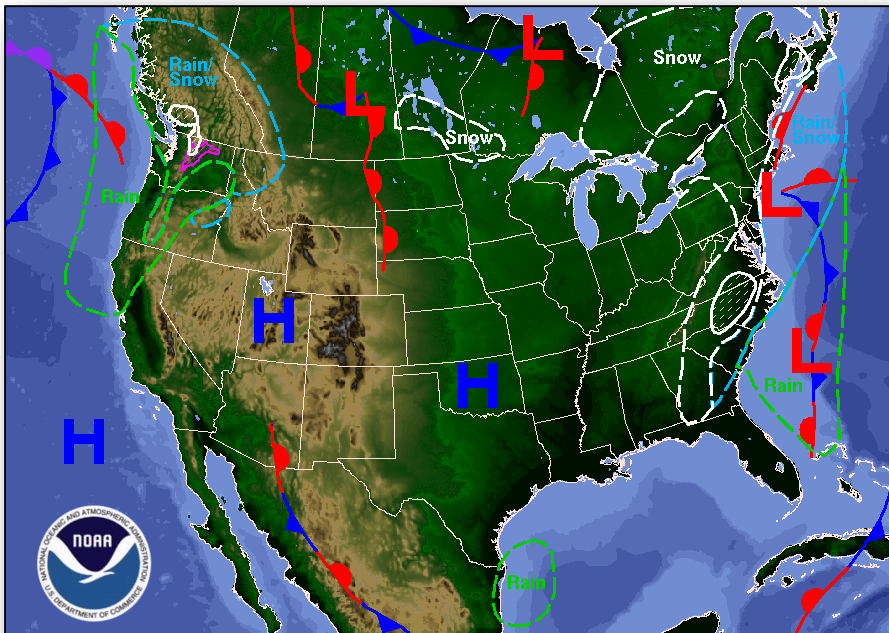
- TX, KY, TN, AL, & MS EOCs at Monitoring
- FL, NC, GA & NH EOCs at Partial Activation
- State of Emergency or Emergency Declaration issued for AL, NC, & GA
- Shelters: TX: 7 w/ 401 occupants; TN: 1w/ 0 occupants

FEMA Response

- FEMA NWC & Regions I, II, III, IV & VI at Steady State & continue to monitor
- FEMA Regions II, IV & VI authorized Unscheduled Telework or Leave
- Louisiana Recovery Office closed today
- No unmet needs; no request for FEMA assistance



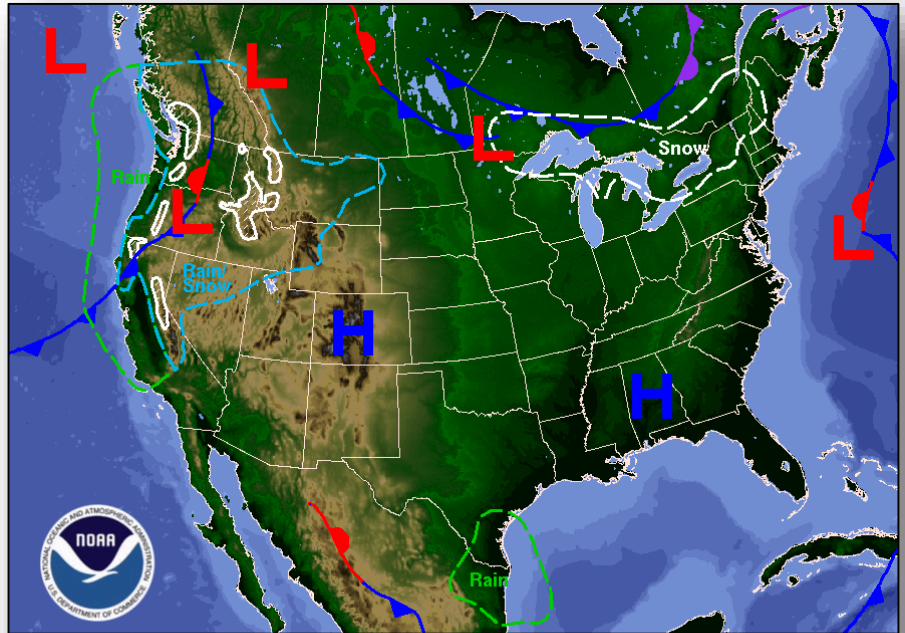
National Weather Forecast



Day 1 National Forecast Chart
 Valid Wed, Jan 17, 2018, issued 4:25 AM EST
 DOC/NOAA/NWS/NCEP/Weather Prediction Center
 Prepared by McReynolds with WPC/SPC/NHC forecasts

Rain	Flash Flooding Possible (hatched)
Rain and T'Storms	Severe T'Storms Possible (hatched)
Rain and Snow	Freezing Rain Possible (hatched)
Snow	Heavy Snow Possible (hatched)

Today



Day 2 National Forecast Chart
 Valid Thu, Jan 18, 2018, issued 4:28 AM EST Wed, Jan 17, 2018
 DOC/NOAA/NWS/NCEP/Weather Prediction Center
 Prepared by McReynolds with WPC/SPC/NHC forecasts

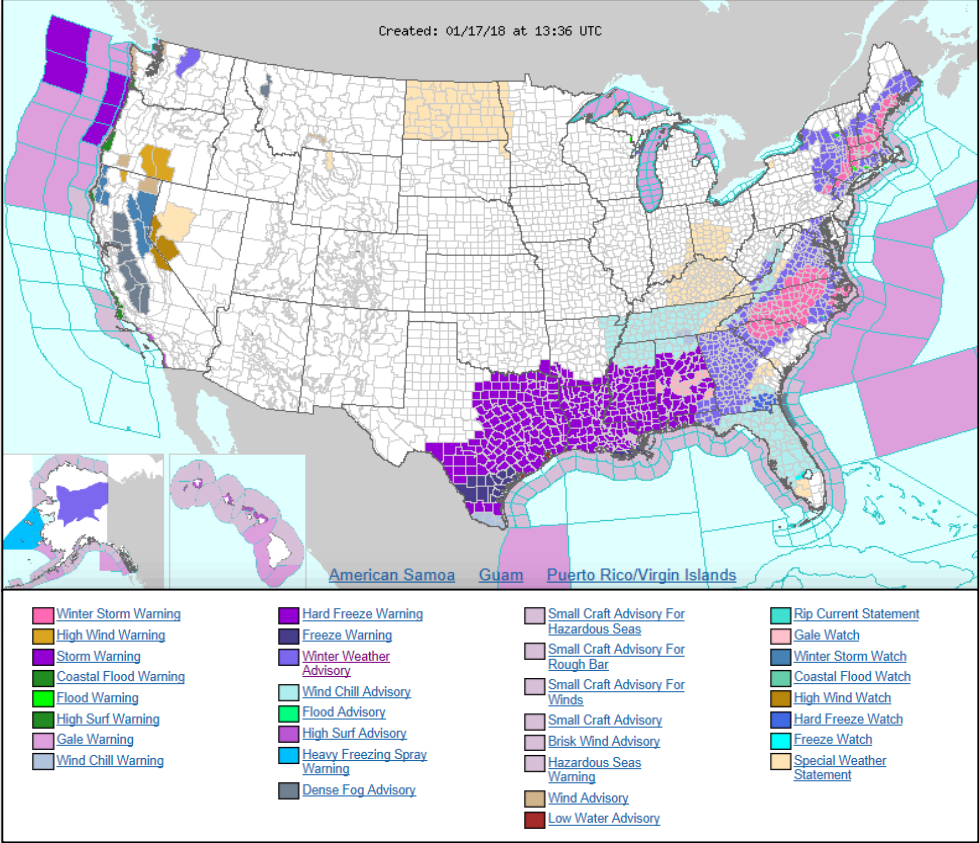
Rain	Flash Flooding Possible (hatched)
Rain and T'Storms	Severe T'Storms Possible (hatched)
Rain and Snow	Freezing Rain Possible (hatched)
Snow	Heavy Snow Possible (hatched)

Tomorrow

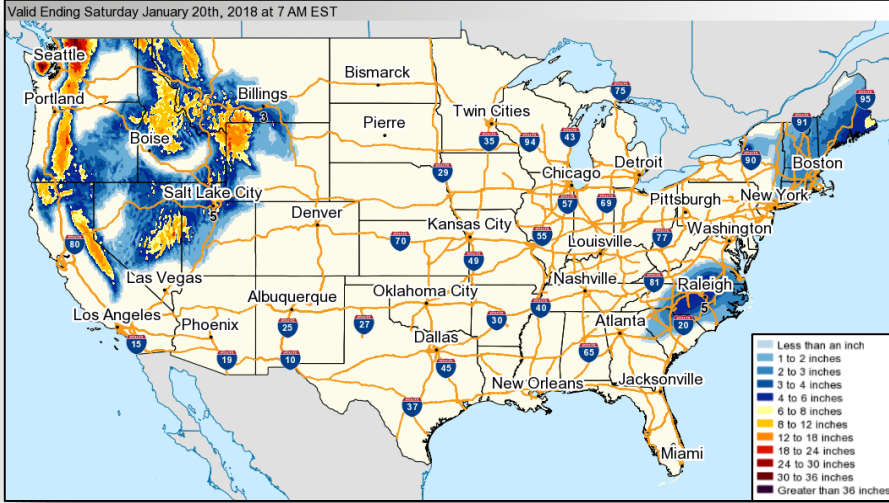
Active Watches and Warnings



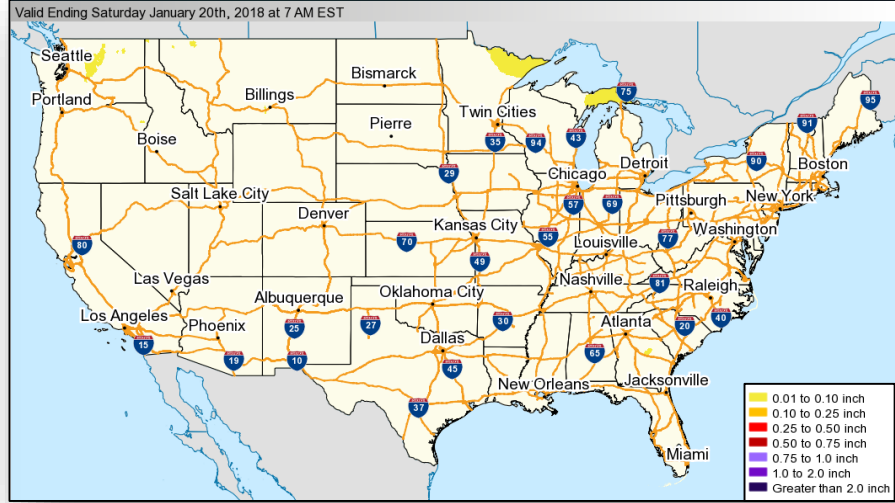
FEMA



Winter Precipitation Outlook



Forecast Snowfall

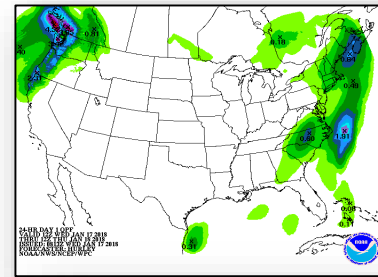
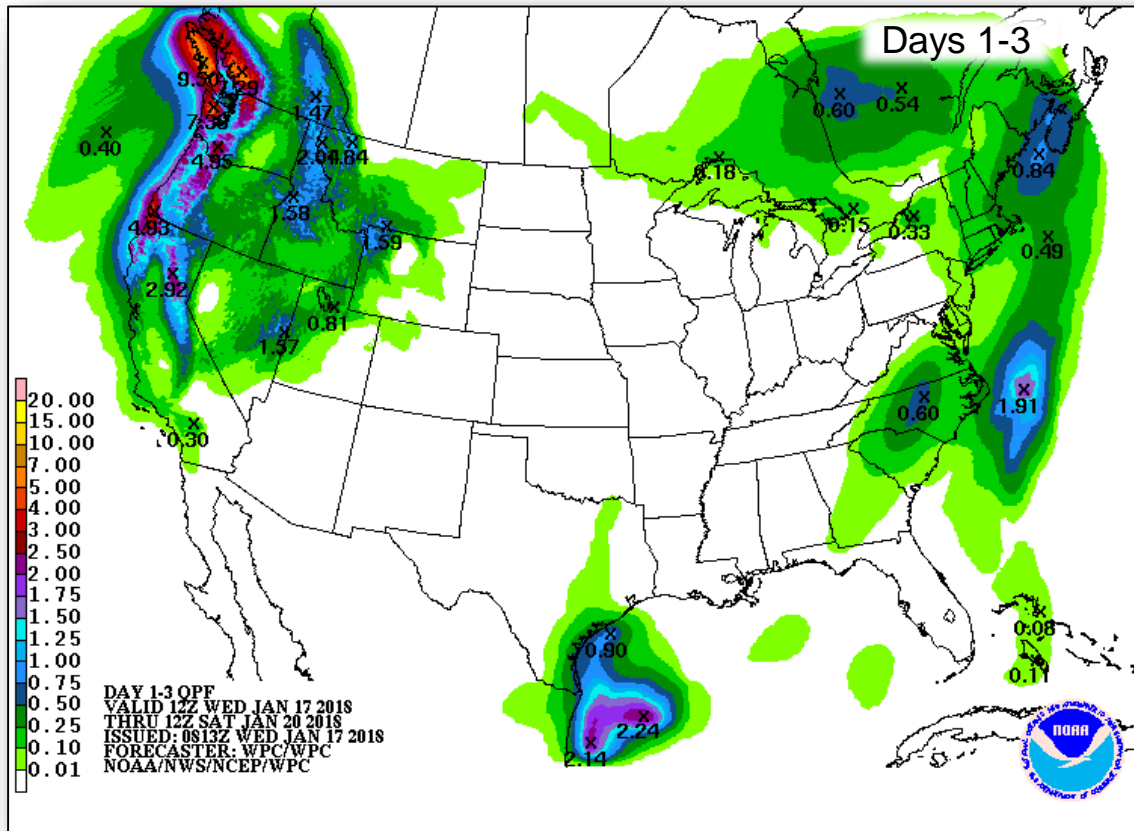


Forecast Ice Accumulation

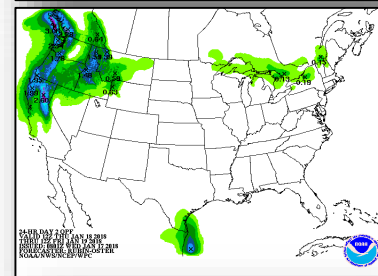
Precipitation Forecast



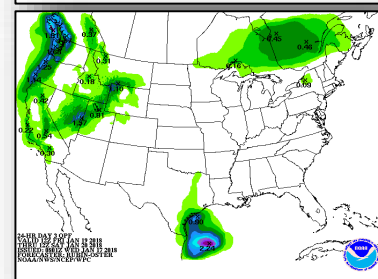
FEMA



Day 1



Day 2

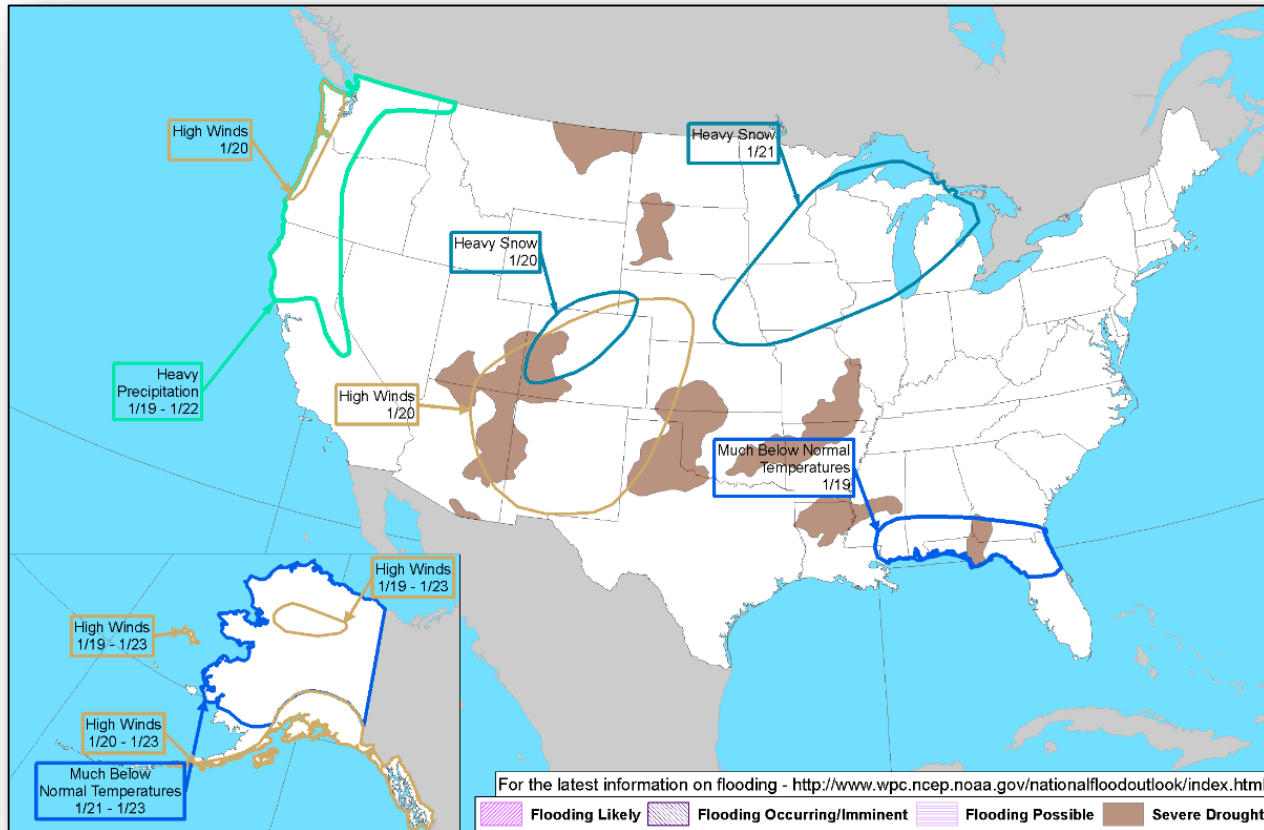


Day 3

Hazards Outlook – Jan 19-23



FEMA



Joint Preliminary Damage Assessments



FEMA

Region	State / Location	Event	IA / PA	Number of Boroughs		Start – End
				Requested	Completed	
X	AK	Coastal Storm Dec 4, 2017	IA	0	0	N/A
			PA	1	0	1/18 – TBD

Disaster Requests & Declarations



FEMA

Declaration Requests in Process					Requests APPROVED (since last report)	Requests DENIED (since last report)
1	IA	PA	HM	Date Requested	0	0
NY – DR (Appeal) Severe Storms and Flooding	X	X	X	January 2, 2018		

Readiness – Deployable Teams and Assets



Resource	Force Strength	Available	Deployed	Other	Cadres with 25% or Less Availability	
Total Workforce	11,515 ▲	5,031 ▼ 43%	5,081 ▼	1,403	DI 25% (20/79) EHP 17% (58/351), SEC 22% (22/100)	
National IMATs* (3 Teams)	East 1: East 2: West:	B-2 B-48 Charlie				
Regional IMATs (0-3 Teams)	Assigned: Available: PMC / NMC: Deployed:	13 2 2 9				
US&R (>66%)	Assigned: Available: PMC / NMC: Deployed:	28 27 1 0				
MERS (>66%)	Assigned: Available: NMC: Deployed:	36 32 0 4				
FCO (≤1 Type I)	Assigned: Available: PMC / NMC: Deployed:	37 4 7 26				
FDRC (=2)	Assigned: Available: PMC / NMC: Deployed:	14 2 1 11				

*B-2 Status: Assemble ≤ 2 hours, On Site ≤ 18 hours; B-48 Status: Assemble and deploy ≤ 48 hours; Charlie Status: No team assemble time requirement

FEMA Readiness – Activation Teams



FEMA

Resource	Status	Total	Status	Activated Team	Activation Level	Activation Times	Reason / Comments
NWC		5	Steady State				
NRCC		2	Available				
HLT		1	Available				
RWCs/MOCs		10	Steady State				
RRCCs		10	Available				

Backup Regions: VIII, X, & V



FEMA

FEMA's mission is to support our citizens and first responders to ensure that as a nation we work together to build, sustain, and improve our capability to prepare for, protect against, respond to, recover from, and mitigate all hazards.