



FEMA

Daily Operations Briefing

Tuesday, January 9, 2018

8:30 a.m. EST

Significant Activity – Jan 8 - 9



FEMA

Significant Events: Flash Flooding – CA

Tropical Activity: None

Significant Weather:

- Heavy rain and Thunderstorms with possible flash flooding – Southern and Central CA
- Rain and Thunderstorms – Southeastern U.S.
- Freezing rain and Heavy snow – Pacific Northwest; Northern Intermountain, Central Great Basin, Northern/Central Rockies, and Northern Plains
- Space Weather – Past 24 hours: None; Next 24 hours: None

Earthquake Activity: No significant activity

Declaration Activity: None

California – Flash Flooding



FEMA

Situation

Heavy rainfall (4-7 inches with locally higher amounts) and gusty winds (30-50 mph) are expected over southern California as a strengthening Pacific system pushes inland. A major issue will be the burn scar areas, which will be susceptible to flash floods, mudslides, and debris flows.

Impacts

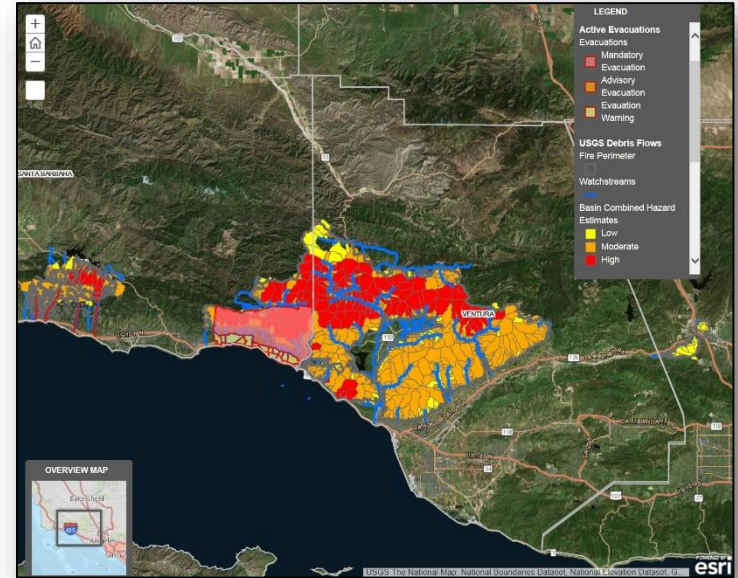
- Minimal power outages in the evacuation areas
- No injuries or fatalities reported

State and Local Response

- CA EOC at Normal Operations; Southern REOC at Partial Activation, 24/7
- Santa Barbara County EOC at Full Activation, 24/7
- Ventura County EOC at Partial Activation, 24/7
- Los Angeles County EOC remains at Normal Operations
- Evacuations:
 - Santa Barbara County: mandatory 19k; voluntary 18k
 - Los Angeles County: mandatory 480 homes; voluntary in the city of Burbank
 - 6 Shelters open in Los Angeles, Ventura and Santa Barbara counties with 3 occupants (*ARC midnight shelter count as of 5:31 a.m. EST*)

FEMA Response

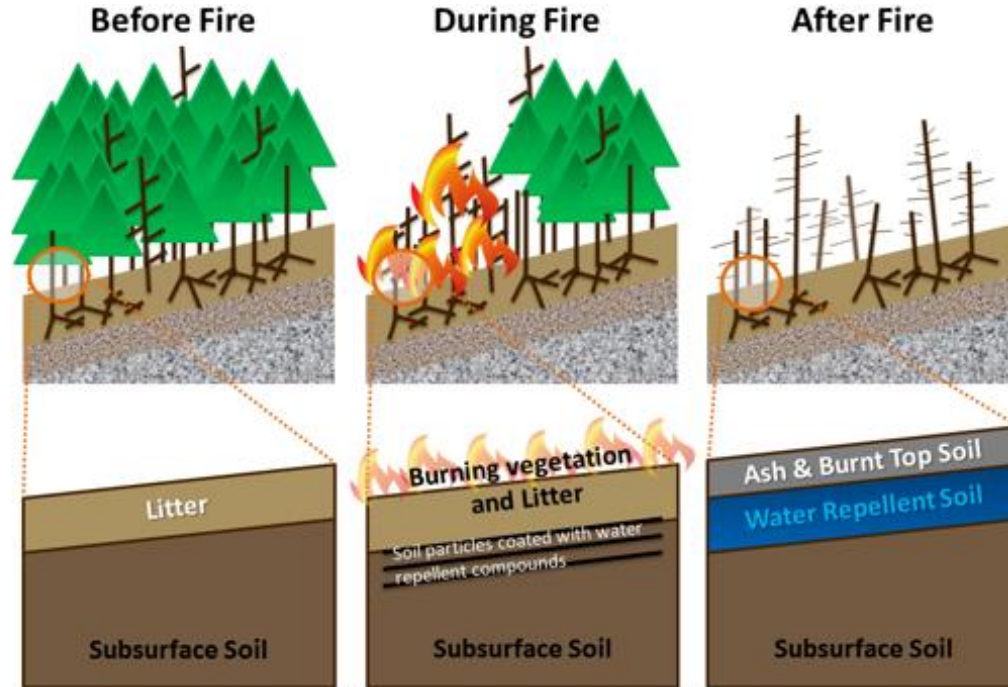
- FEMA Region IX RWC remains at Steady State
 - LNOs deployed to Ventura and Santa Barbara County EOCs (fire recovery)
- FEMA NWC remains at Steady State
- No unmet needs or requests for FEMA assistance



Wildfire Burn Scars Flood Risk



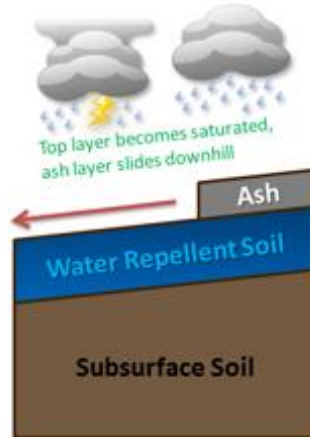
FEMA



Litter: organic material such as needles, leaves, grass, brush, bark.

Water Repellent Soils: formed when organic material such as trees, scrubs, plants and litter burn at high intensity, water repellent compounds are vaporized, and condense on cooler soil layers below, which prevents soil from absorbing water.

During Heavy Rain



Water cannot penetrate water repellent soil layer, so it runs off like pavement which causes dangerous:

Flash Flooding
Mud & Debris Flows
Mudslides





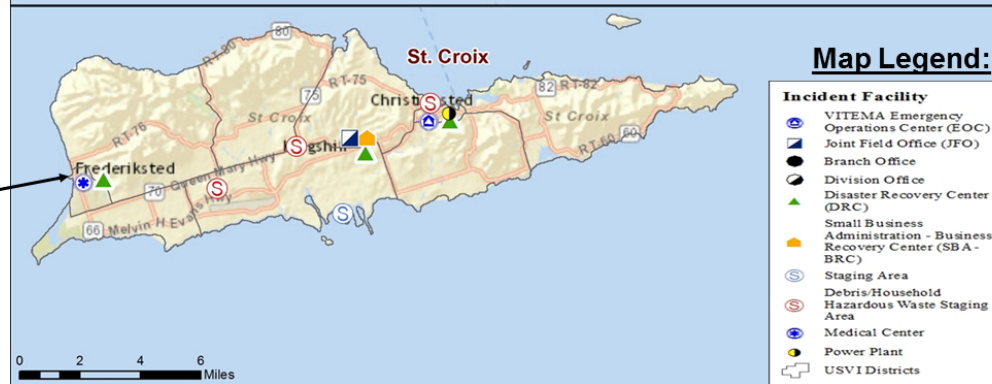
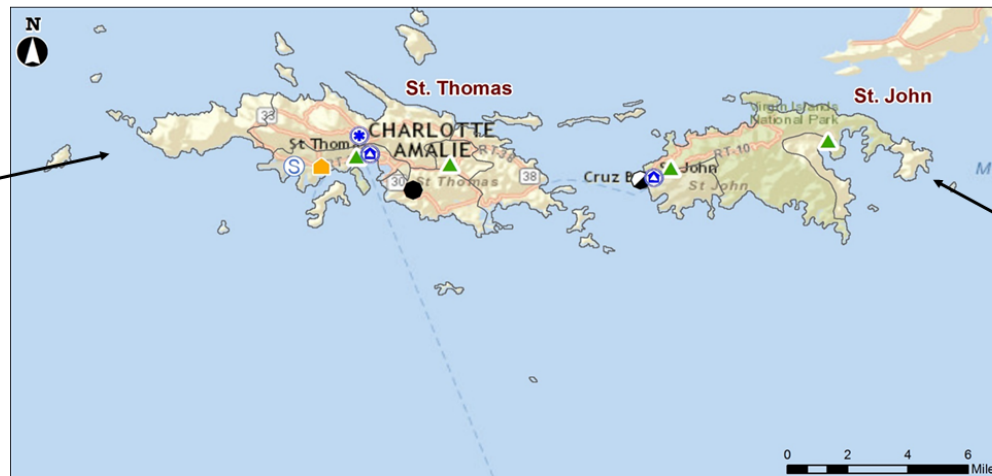
**U.S. Virgin Islands Force
Laydown for Operational
Period
0700AST 09JAN2018 –
0700AST 16JAN2018**

ST. THOMAS:

FEMA: Gemini (Responder Berthing); Disaster Recovery Centers #7 and #10; IA Voluntary Agency Liaison TF; Housing Task Force; Disability Integration Field TF; PA Site Inspections TF; Mitigation Hazard & Flood Plain Assessment ST; Mitigation 406 ST; Hazard Mitigation Community Education & Outreach ST; Environmental & Historic Preservation TF; Intergovernmental Affairs Specialist, Media Relations Specialist
SBA: Business Recovery Center #1
DEC: SatCom Technician
ESF-3: Power Restoration Team; Debris Removal Team, Critical Public Facilities Team
ESF-10: Drinking Water Assessment; Household Hazardous Waste TF; Medical Waste TF; USCG-EPA Vessel Retrieval TF, Orphan Container TF

ST. JOHN:

FEMA: Responder berthing in various locations; Disaster Recovery Centers #8 and #9; IA Voluntary Agency Liaison, Housing TF; PA Site Inspection TF; Environmental Specialist; Hazard Mitigation Community Education & Outreach ST; Mitigation 406 ST; Media Relations Specialist
ESF-3: Debris Removal, Critical Public Facilities Team and Power Restoration Team
ESF-10: EPA Household Hazardous Waste ST; USCG-EPA Vessel Retrieval TF, Orphan Container TF



Map Legend:

Incident Facility	
	VITEMA Emergency Operations Center (EOC)
	Joint Field Office (JFO)
	Branch Office
	Division Office
	Disaster Recovery Center (DRC)
	Small Business Administration - Business Recovery Center (SBA - BRC)
	Staging Area
	Debris-Household Hazardous Waste Staging Area
	Medical Center
	Power Plant
	USVI Districts

ST. CROIX:

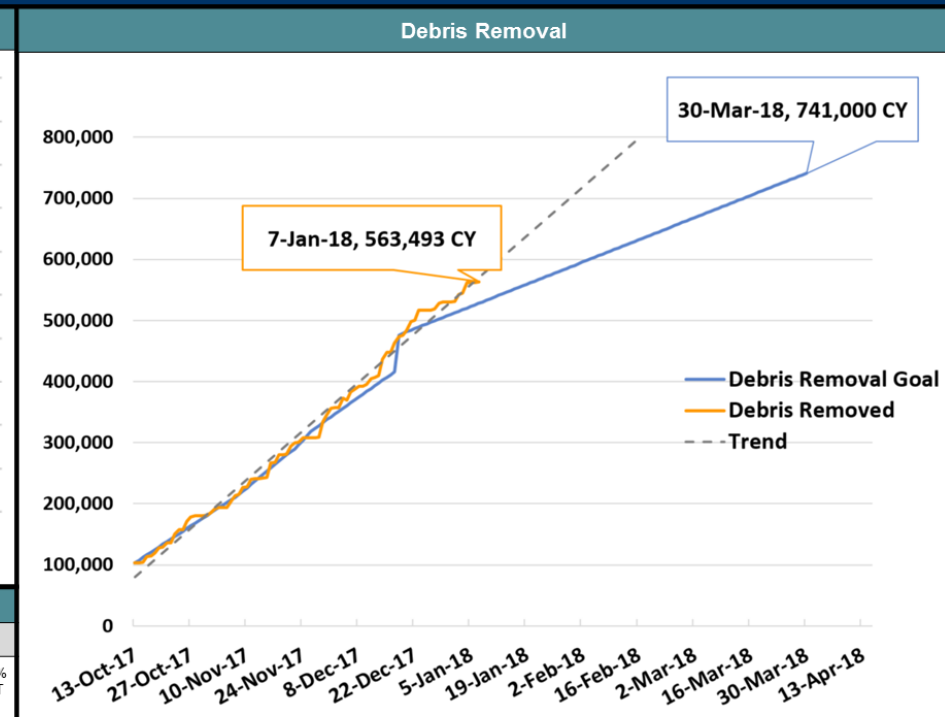
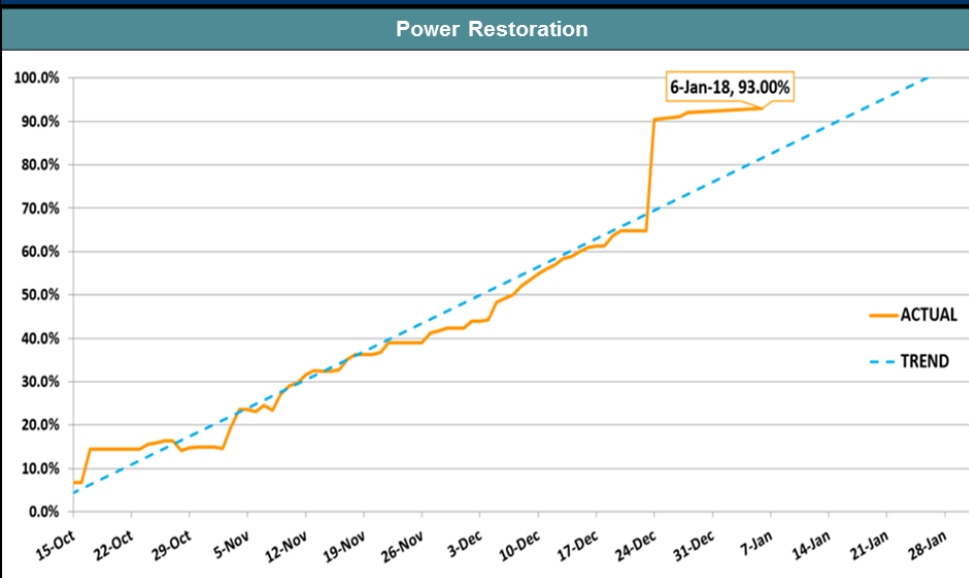
FEMA: R II-IMAT; Fasciation (Responder Berthing); Disaster Recovery Centers #1, #2, and #5; Power Restoration TF; Debris Management TF; Wastewater TF; Hospital TF, PA Site Inspections TF; IA Voluntary Agency Liaison TF, Housing TF, Mass Care TF, Human Services TF; Disability Integration Field TF, Disability Integration Durable Medical Equipment Distribution Team; Mitigation Hazard & Flood Plain Assessment ST, Mitigation 406 ST, Hazard Mitigation Community Education & Outreach ST; Environmental & Historic Preservation TF; Private Sector Specialist; Joint Information Center, Digital Communications ST
SBA: Business Recovery Center #2
DEC: Disaster Emergency Communications Coordinator; SatCom Technician, JFO Build Out ST
ESF1: Field Coordinator
ESF-3: Power Restoration Team; Critical Public Facilities TF
ESF-8: Field Coordinator
ESF-10: Household Hazardous Waste TF & Collection Site; Medical Waste TF, Drinking Water Assessment; USCG-EPA Vessel Retrieval TF
ESF 12: Field Coordinator

FEMA-4335-DR-VI (Hurricane Irma) / FEMA-4340-DR-VI (Hurricane Maria)

08JAN2018 1630AST



FEMA



1700AST 01/06/2018

	STJ	STT	STX	USVI	Goal
%	99%	94%	91%	93%	
Change Since Last Report	+27.5%	+29.3%	+36.5%	+32.1%	Backbone on STJ & STT 100% energized, STX 98% energized. Laterals on STJ 99% energized, on STT 94.8% & STX 93.6% energized.

1700AST 01/07/2018

	Assess. Requested	Assess. Ineligible	Install Requested	Installs In Process	Installs on Hold	Install Complete	De-Installs	Generators In Use
STJ	28	9	19	0	0	19	18	1
STT	148	77	71	0	0	71	42	29
STX	139	49	90	0	2	89	69	20
USVI	315	135	180	0	2	179	129	50
Notes	27 generators available on STX and 12 generators available on STT							

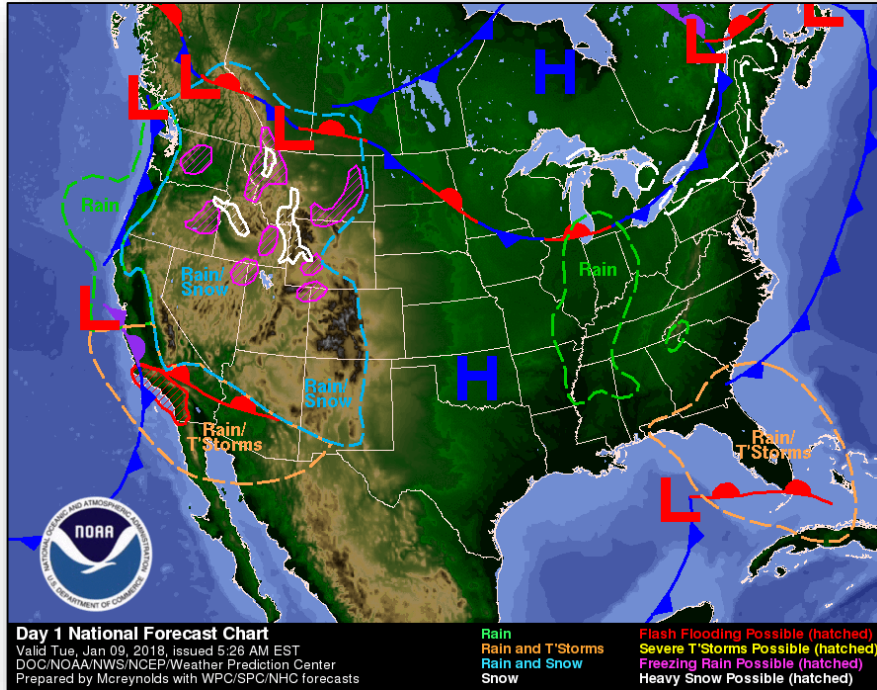
1700AST 01/06/2018

	Total Removed	Change Since Last Report	Debris Removal Estimates	Percent Complete
STJ	35,333 CY	10,640 CY	25,000 CY	141%
STT	108,624 CY	24,330 CY	116,000 CY	94%
STX	419,536 CY	79,701 CY	600,000 CY	70%
USVI	563,493 CY	114,671 CY	741,000 CY	76%
Notes	Remove 741K CY by 30MAR2018; 100,000 per month			

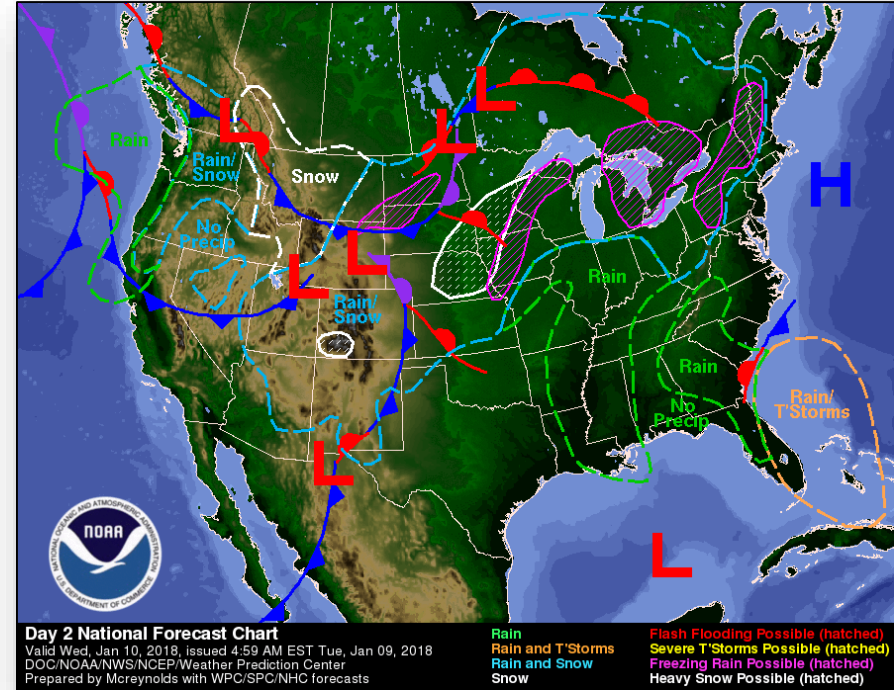
National Weather Forecast



FEMA



Today

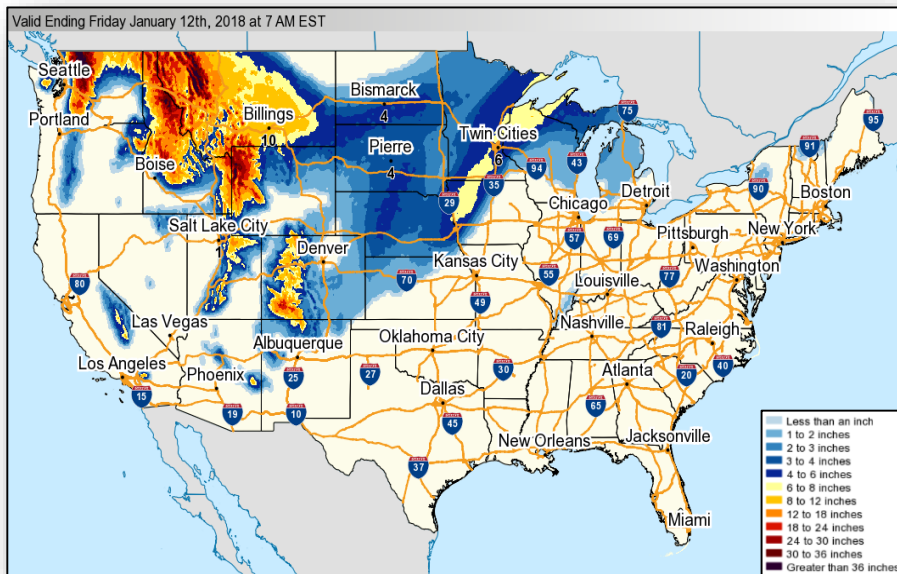


Tomorrow

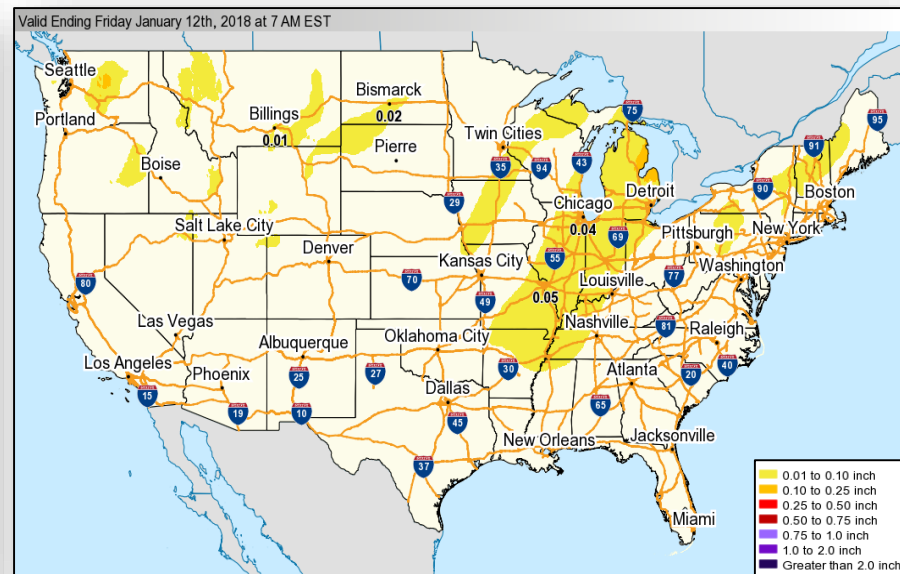
Winter Precipitation Outlook



FEMA



Forecast Snowfall

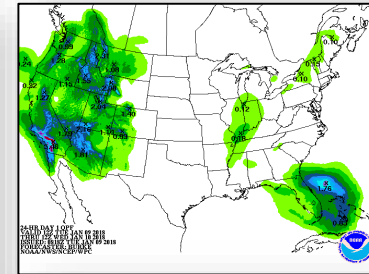
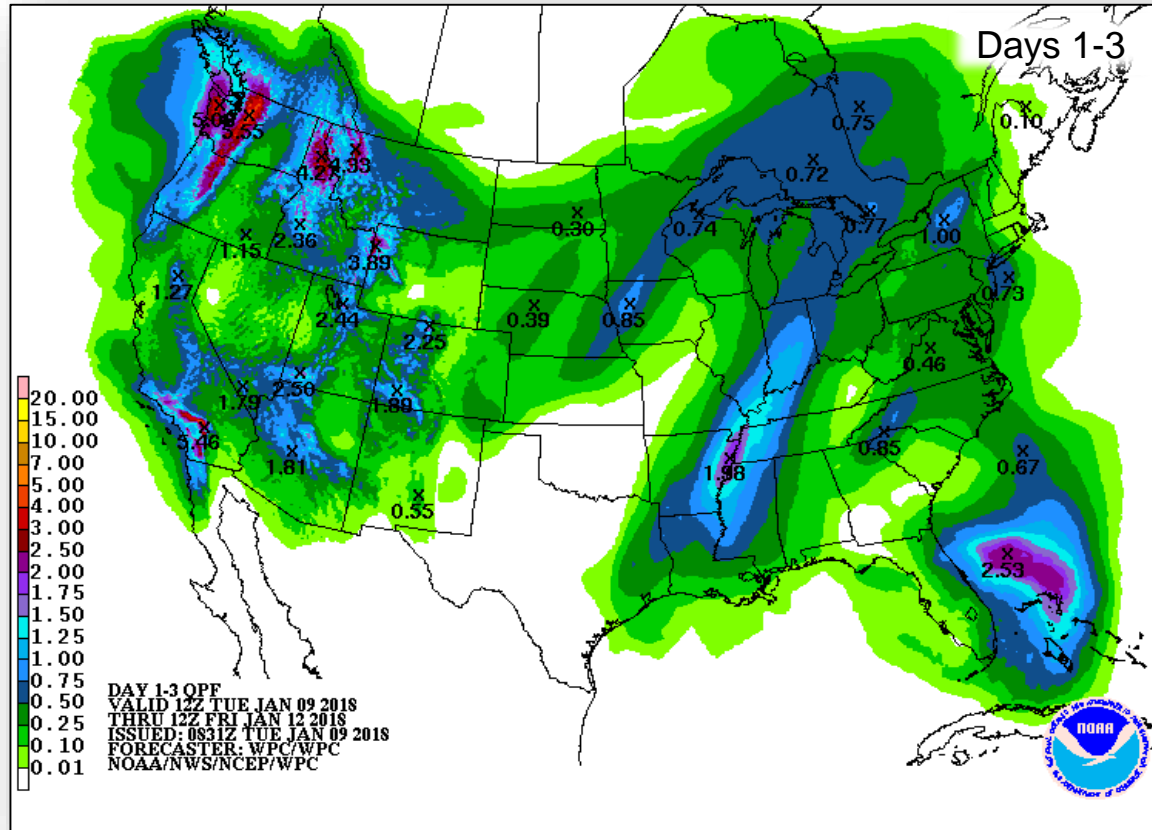


Forecast Ice Accumulation

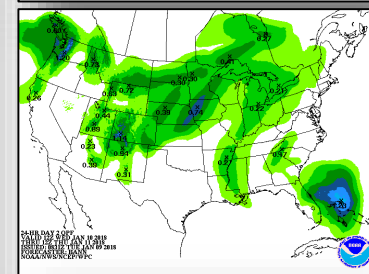
Precipitation Forecast



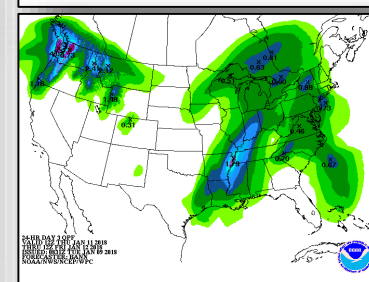
FEMA



Day 1



Day 2

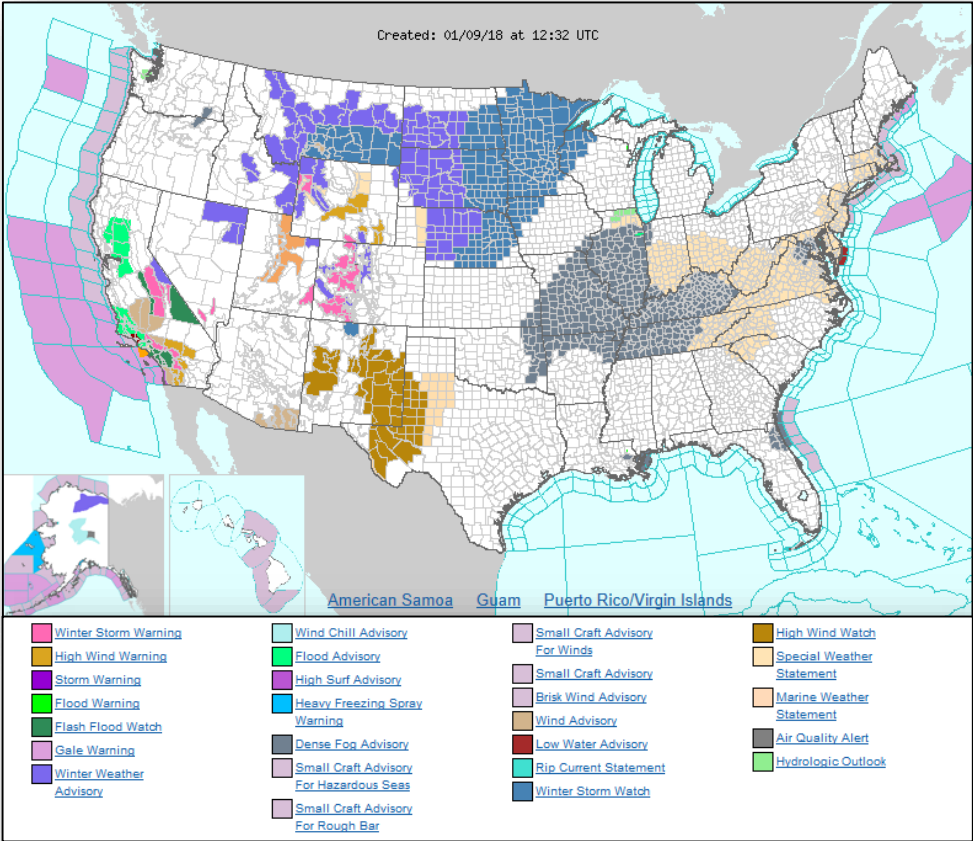


Day 3

Active Watches and Warnings



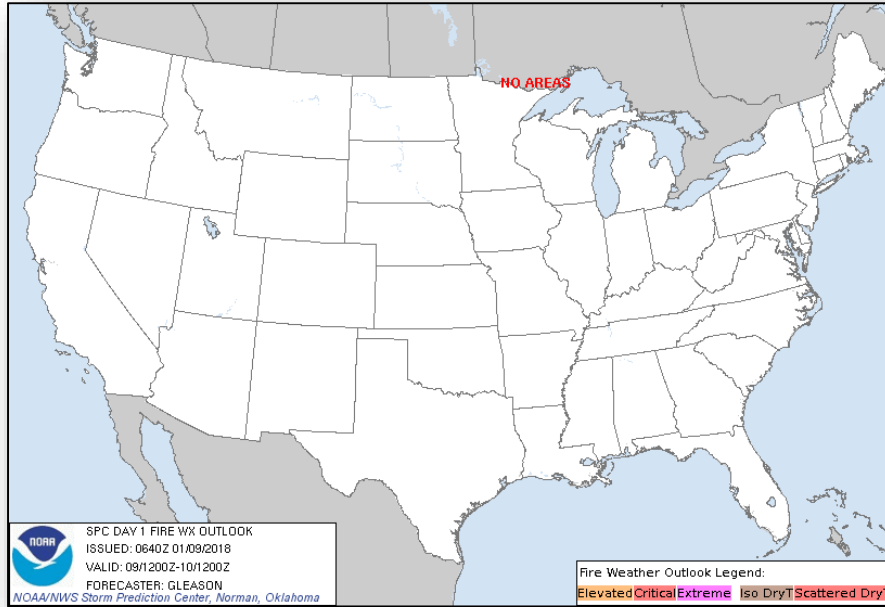
FEMA



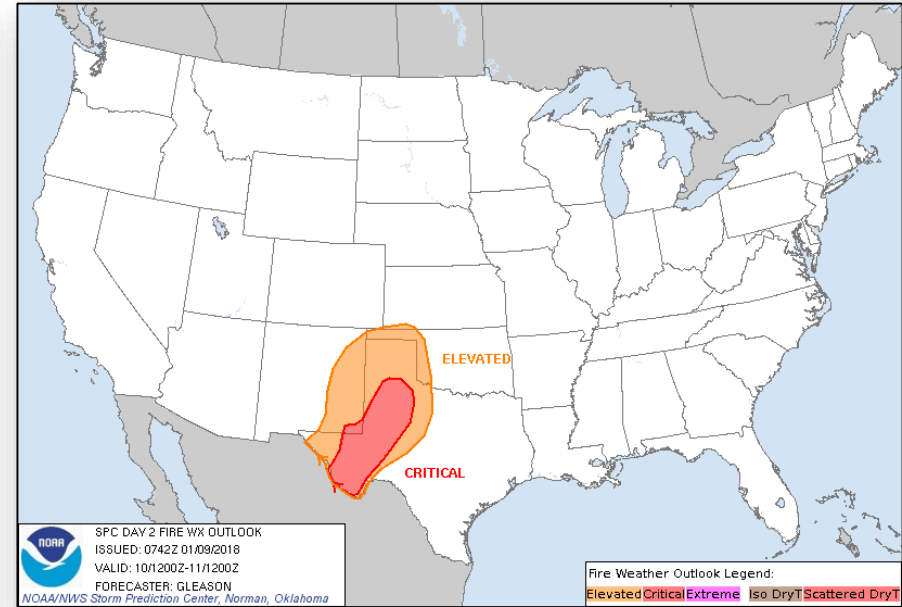
Fire Weather Outlook



FEMA



Today

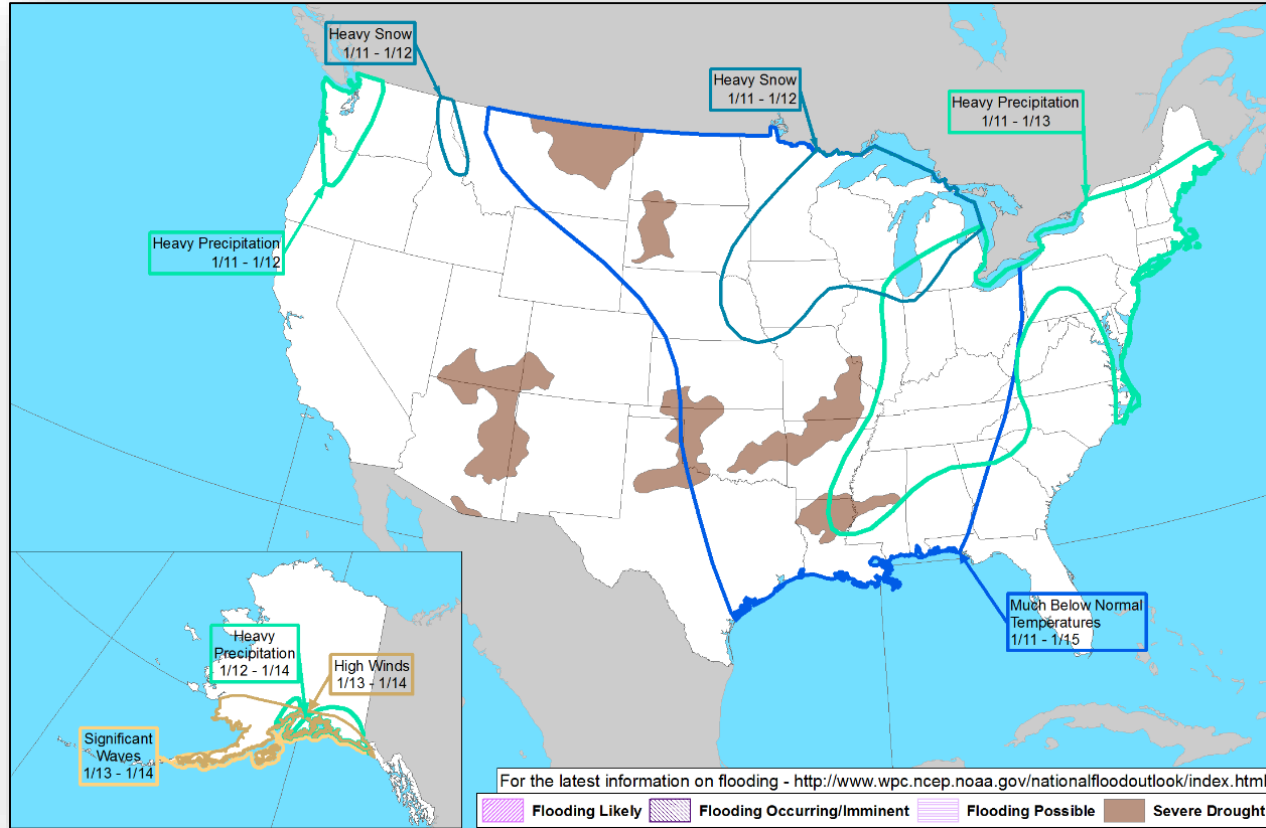


Tomorrow

Hazards Outlook – Jan 11-15



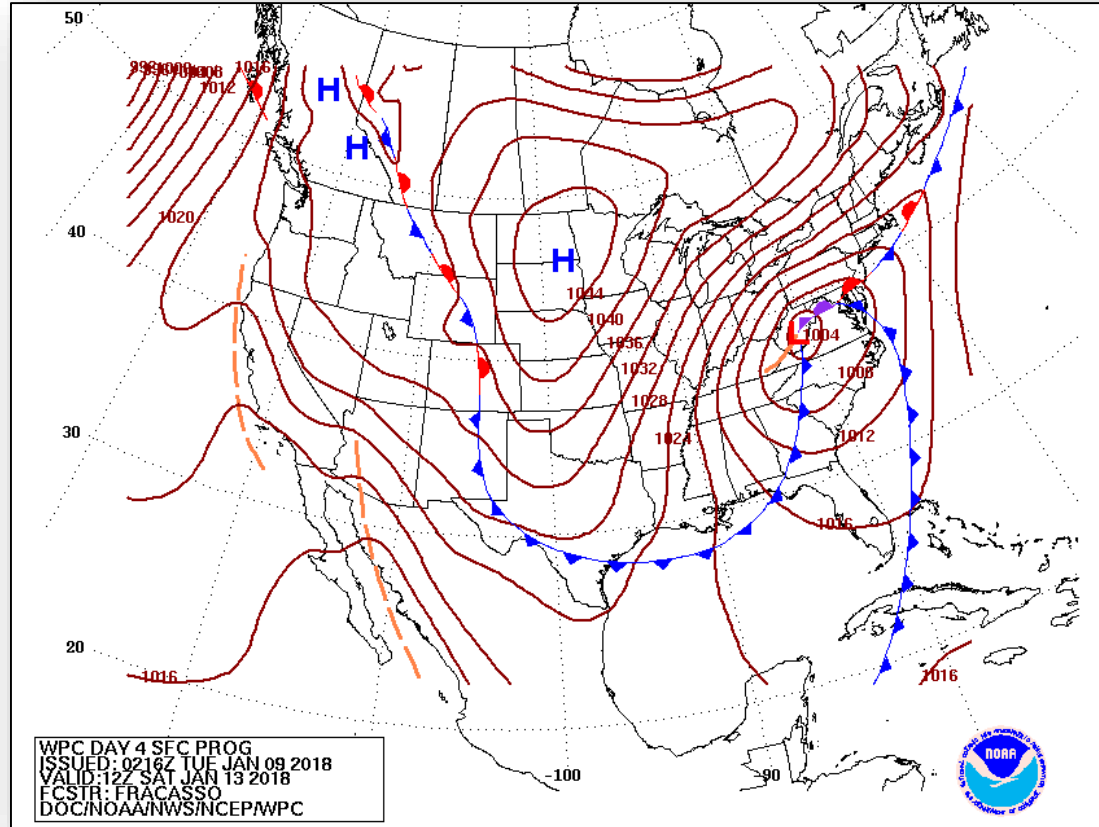
FEMA



Medium Range Forecast– Day 4



FEMA

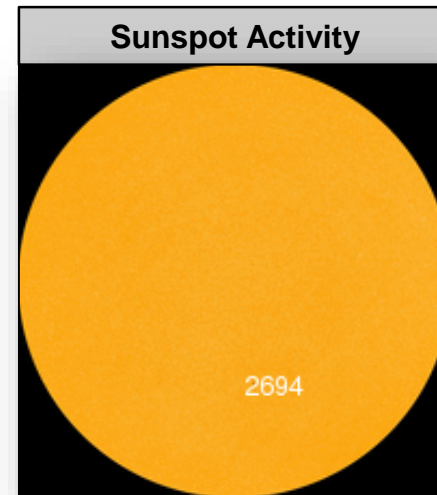



Space Weather



FEMA

	Space Weather Activity	Geomagnetic Storms	Solar Radiation	Radio Blackouts
Past 24 Hours	None	None	None	None
Next 24 Hours	None	None	None	None
For further information on NOAA Space Weather Scales refer to http://www.swpc.noaa.gov/noaa-scales-explanation				



Disaster Requests & Declarations



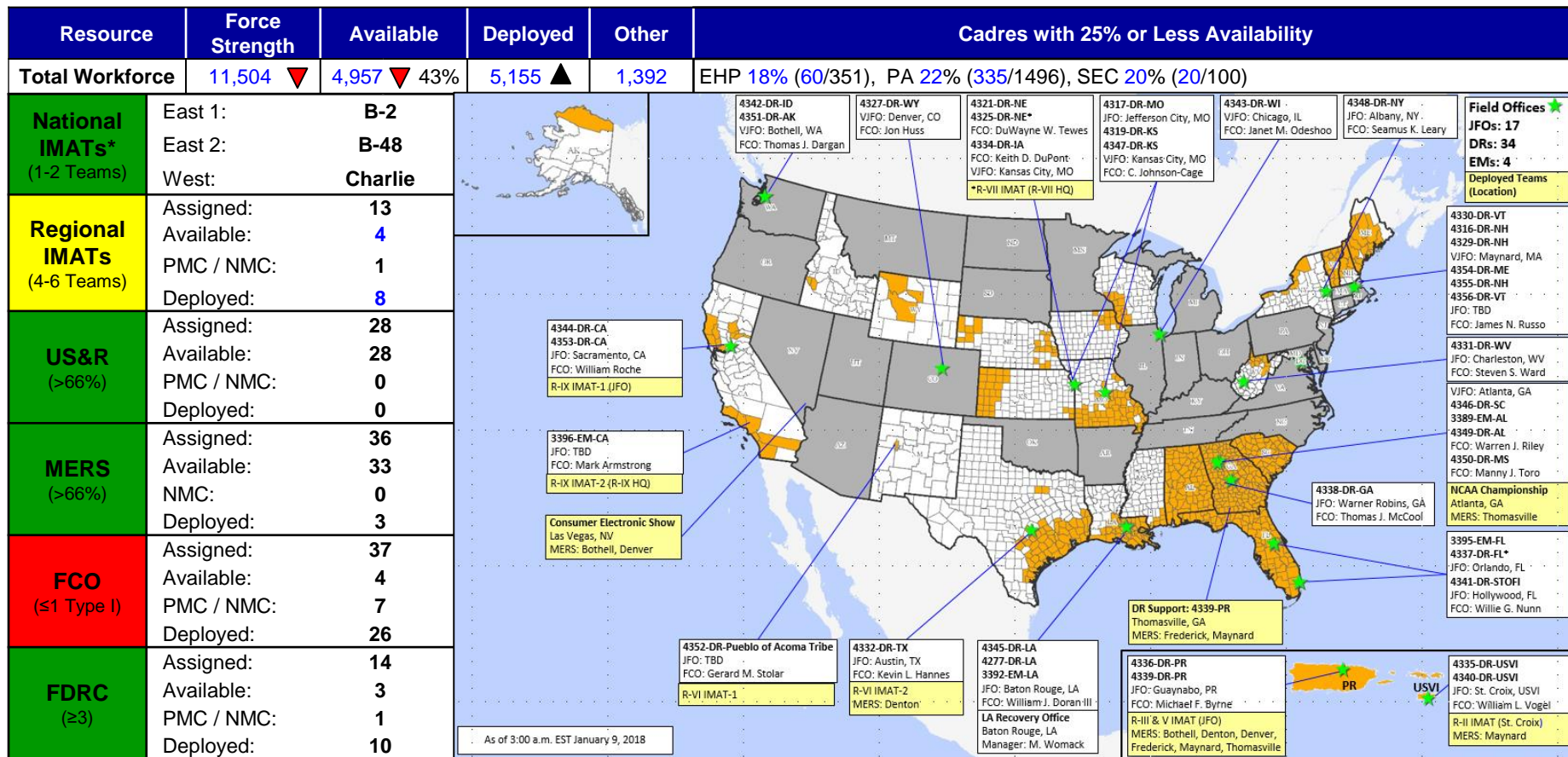
FEMA

Declaration Requests in Process					Requests APPROVED (since last report)	Requests DENIED (since last report)
1	IA	PA	HM	Date Requested	0	0
NY – DR (Appeal) Severe Storms and Flooding	X	X	X	January 2, 2018		

Readiness – Deployable Teams and Assets



FEMA



*B-2 Status: Assemble ≤ 2 hours, On Site ≤ 18 hours; B-48 Status: Assemble and deploy ≤ 48 hours; Charlie Status: No team assemble time requirement

FEMA Readiness – Activation Teams



FEMA

Resource	Status	Total	Status	Activated Team	Activation Level	Activation Times	Reason / Comments
NWC		5	Steady State				
NRCC		2	Available				
HLT		1	Available				
RWCs/MOCs		10	Steady State				
RRCCs		10	Available				

Backup Regions: VIII & X

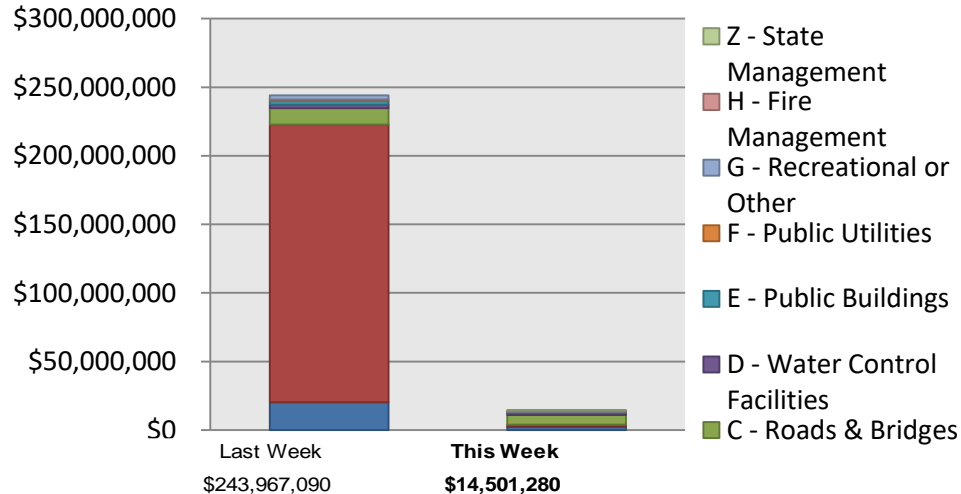
Public Assistance Grant Program



FEMA

PA Project Worksheets Obligated in past week, as of 01/08/18 at 1500 EDT										
PA Category	Emergency Work		Permanent Work					H - Fire Management	Z - State Management	Total
	A - Debris Removal	B - Protective Measures	C - Roads & Bridges	D - Water Control Facilities	E - Public Buildings	F - Public Utilities	G - Recreational or Other			
Number Of PWs Obligated	22	40	78	6	6	7	5	0	1	165
Federal Share Obligated	\$2,220,120.29	\$1,664,657.52	\$7,059,075.42	\$1,443,958.18	\$602,200.71	\$292,847.04	\$895,110.47	\$0.00	\$323,310.00	\$14,501,279.63

Public Assistance Obligated per Category In the Past 2 Weeks – 12/25/2017 through 1/8/2018



This weeks PA Highlights

- Over \$1.3 Million was obligated to Debris Removal for the Puerto Rico.
- Over \$3.3 Million was obligated to Roads and Bridges for North Carolina.
- Over \$1.2 Million was obligated to Roads and Bridges for California.
- Over \$1.1 Million was obligated to Protective Measures for California.

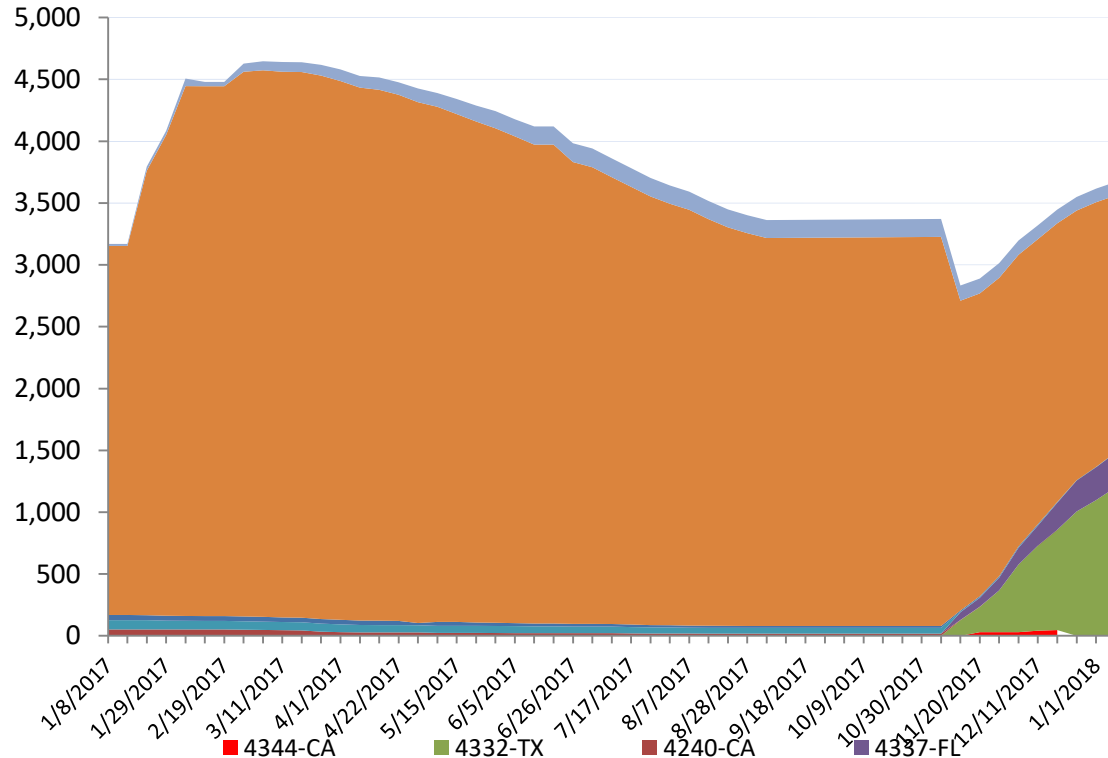
Direct Housing



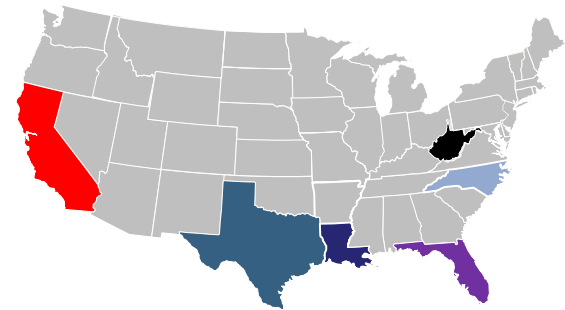
FEMA

Total Households in FEMA Direct Housing per State

Past Year per Week, 1/8/2017 – 1/8/2018, There are currently **3,760** Households Occupying **3,760** Temporary Units



DR	IA Declaration Date	Program End Date	Current # of Households in Direct Housing (Weekly Change)
4266 -TX	3/19/2016	9/19/2017	3 (0)
4273-WV	6/25/2016	12/26/2017	0 (0)
4277-LA	8/14/2016	2/14/2018	2,077 (-63)
4285-NC	10/10/2016	4/10/2018	110 (0)
4332-TX	8/25/2017	2/25/2018	1,201 (+104)
4337-FL	9/10/2017	3/10/2018	279 (+13)
4344-CA	10/10/2017	4/10/2018	84 (+13)



States with Currently Occupied Units

NPSC Call Activity

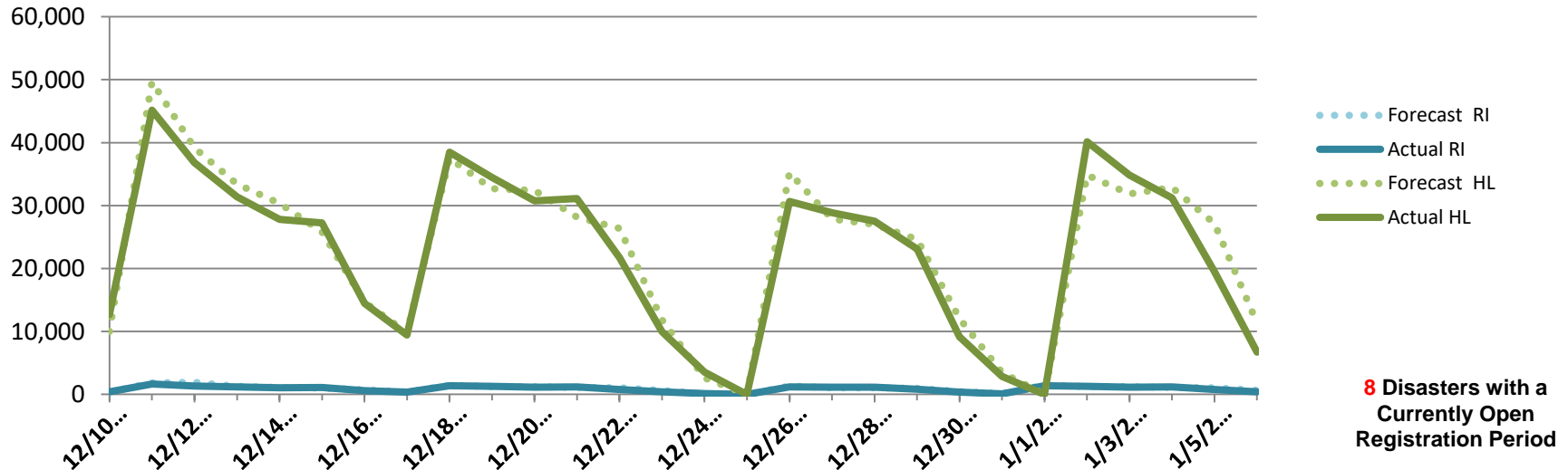


FEMA

NPSC Call Activity in the Past Week
12/31/2017 through 1/6/2018

Call Type	Projected Calls	Actual Calls
Registration Intake:	6,855	6,300
Helpline:	141,513	135,295
Combined:	148,368	141,595

NPSC Call Forecasting and Actual Calls Over the Past 4 Weeks
12/10/2017 through 1/6/2018

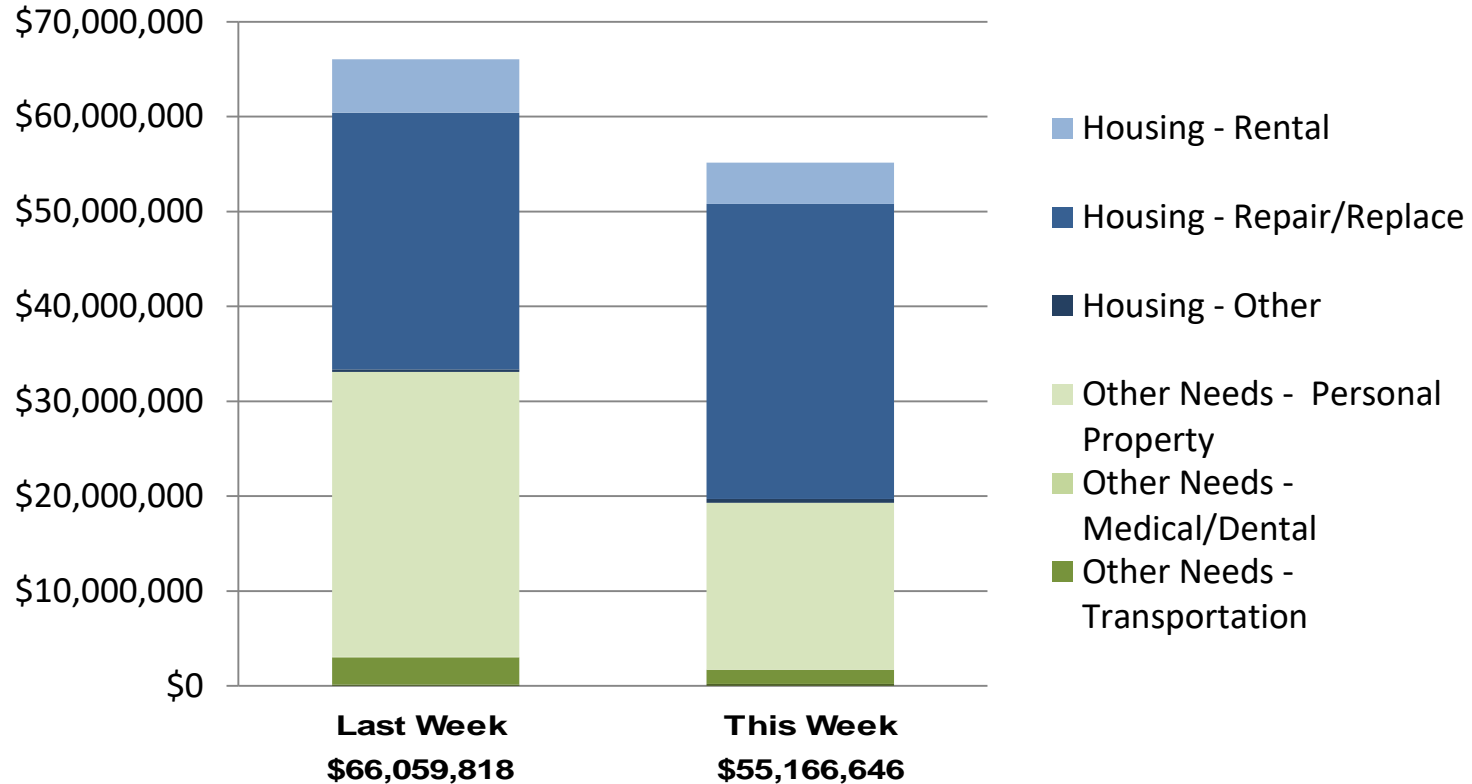


Individual Assistance Activity



FEMA

IHP Approved per Category in the Past
2 Weeks – 12/25/2017 through 1/8/2018





FEMA

FEMA's mission is to support our citizens and first responders to ensure that as a nation we work together to build, sustain, and improve our capability to prepare for, protect against, respond to, recover from, and mitigate all hazards.