



# **FEMA**

## **Daily Operations Briefing**

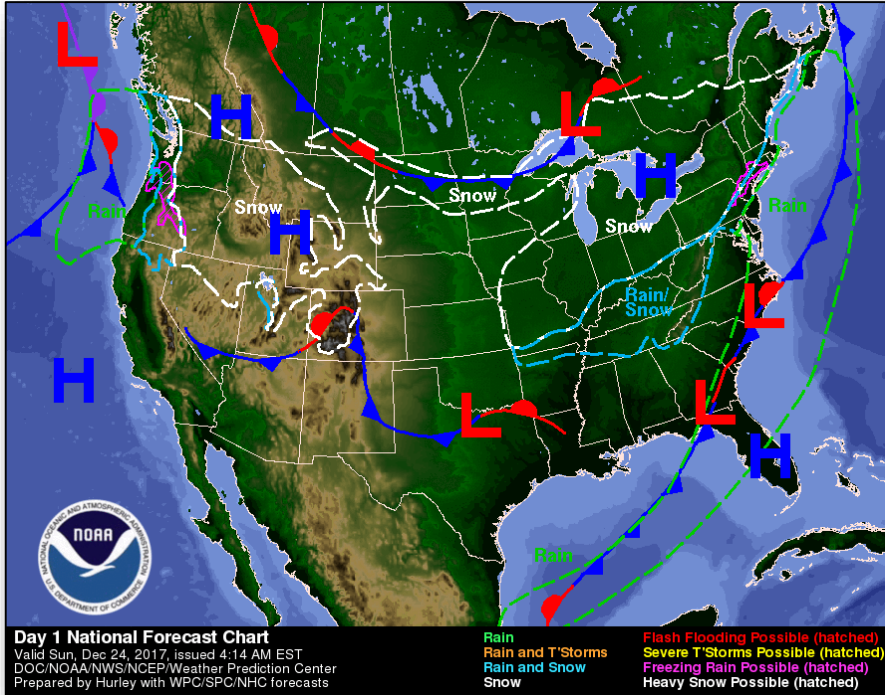
**Sunday, December 24, 2017**

**8:30 a.m. EST**

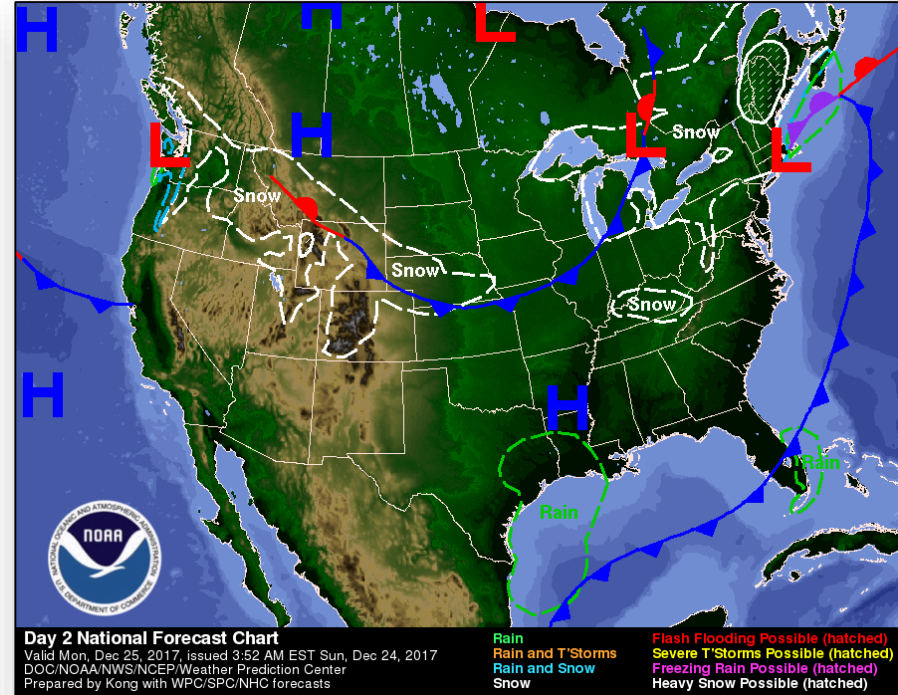
# National Weather Forecast



FEMA



*Today*

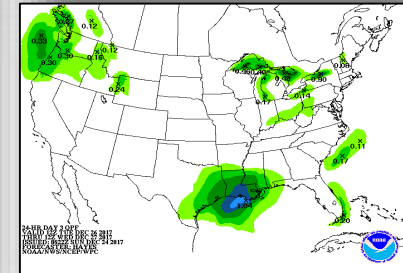
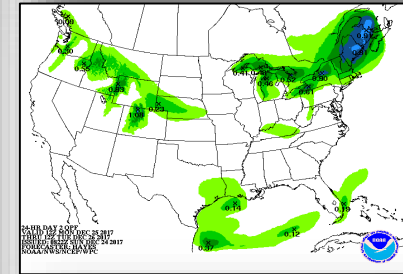
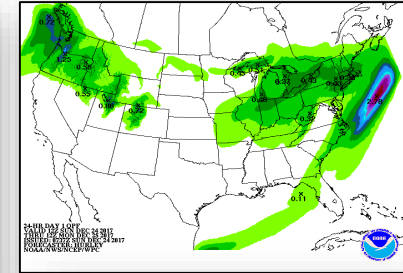
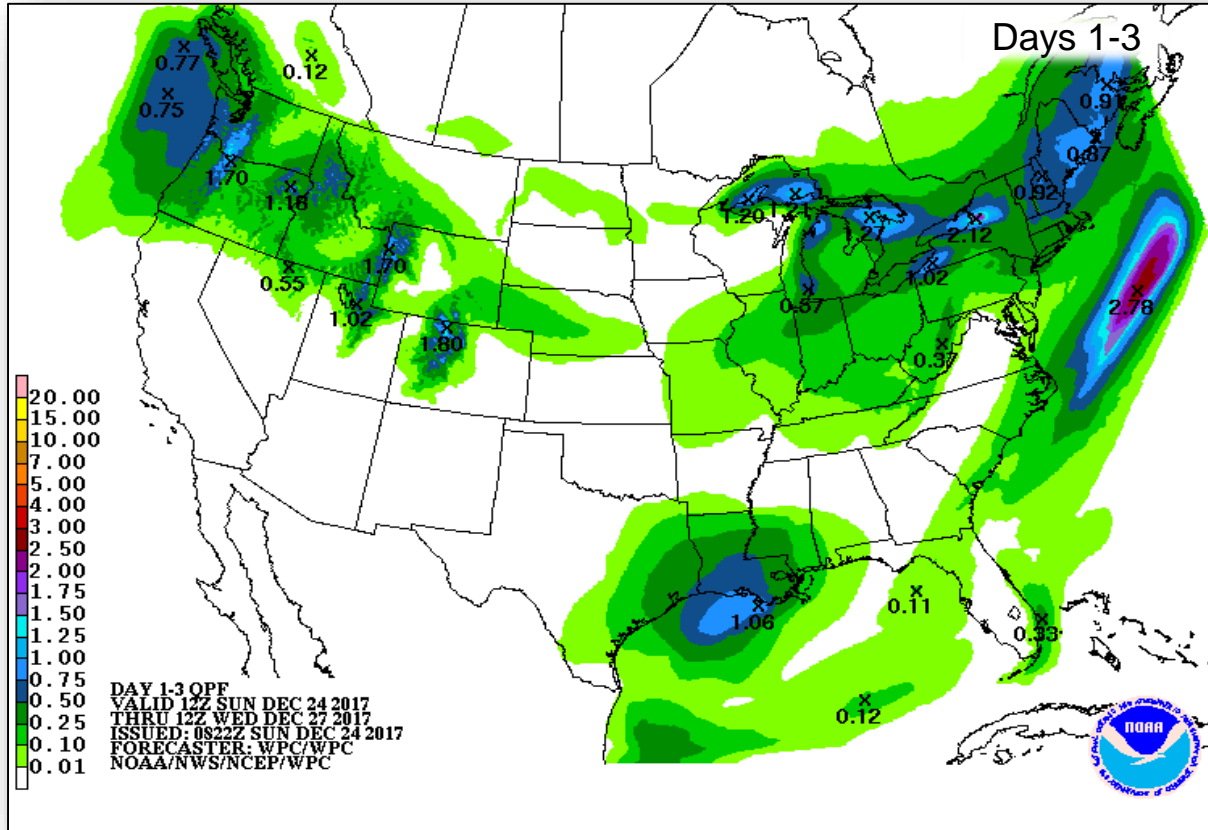


*Tomorrow*

# Precipitation Forecast



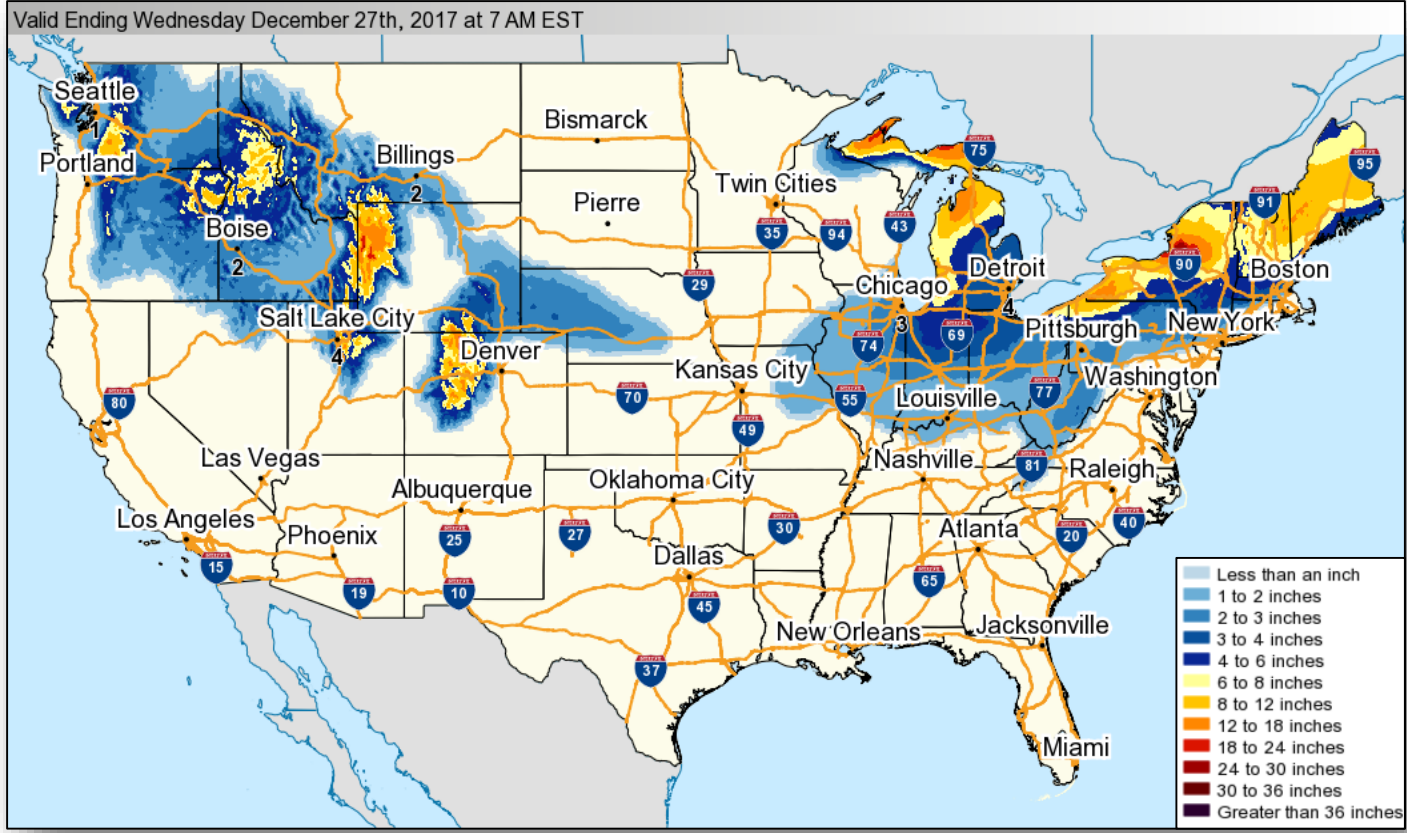
FEMA



# Forecast Snowfall



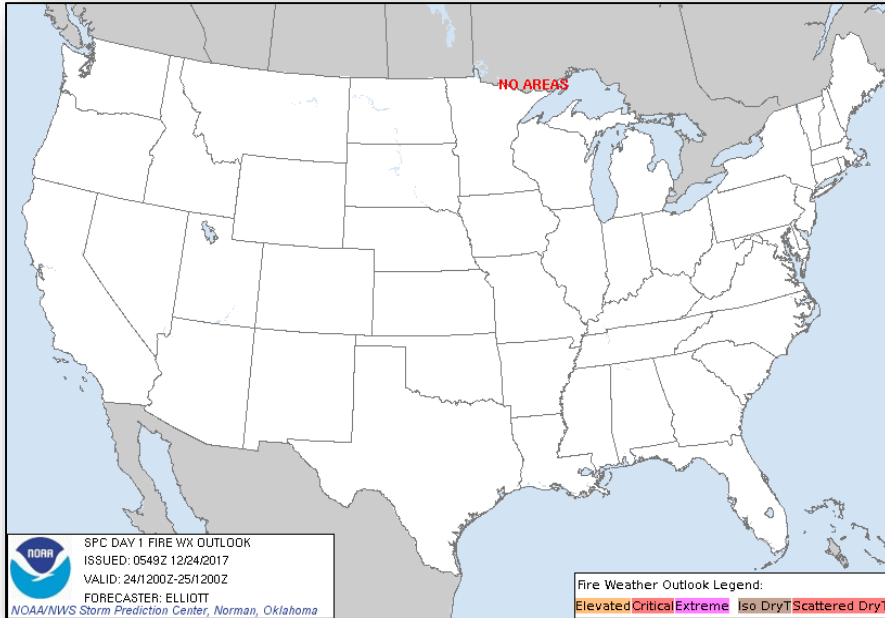
FEMA



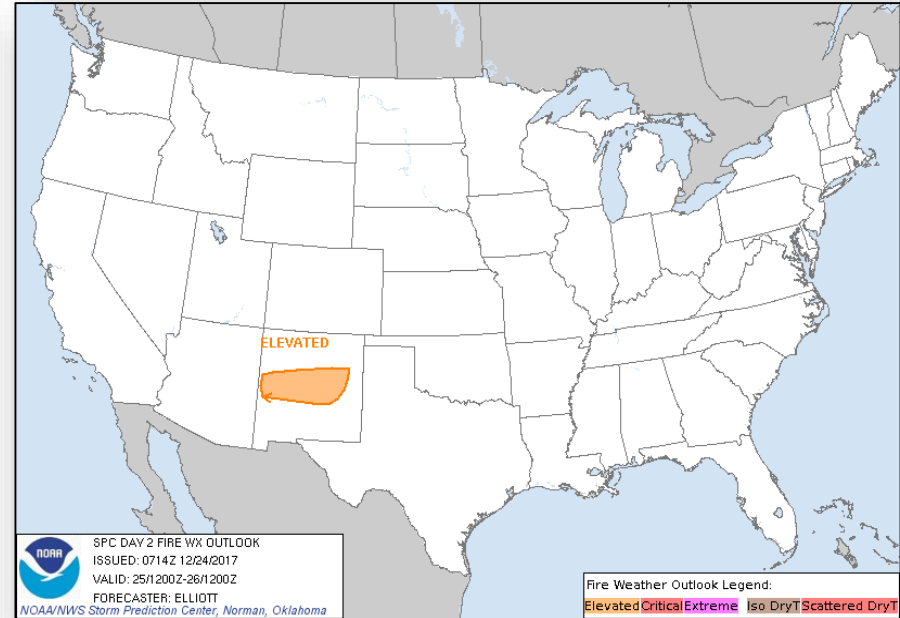
# Fire Weather Outlook



FEMA

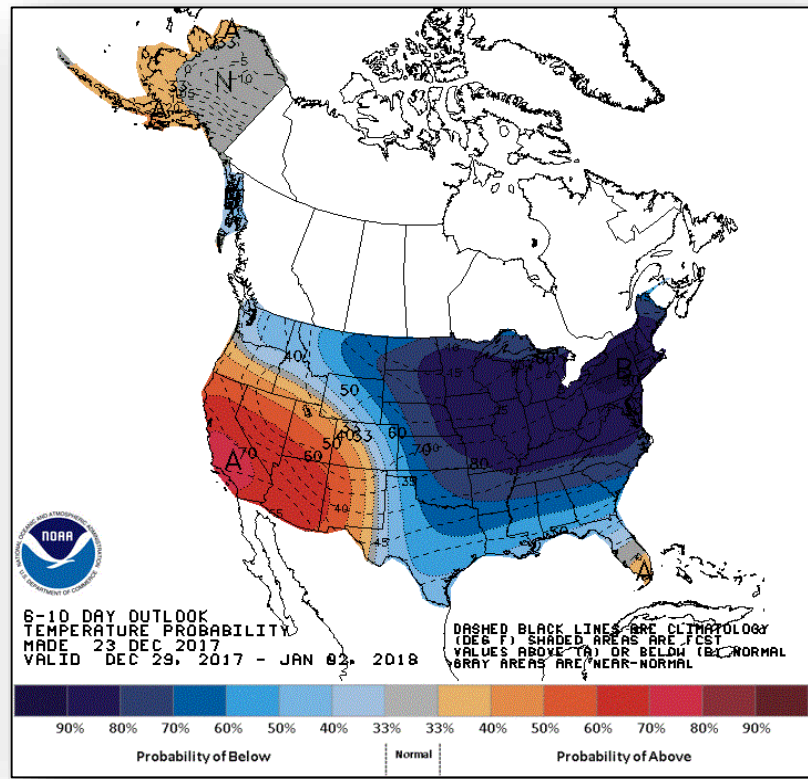


**Today**

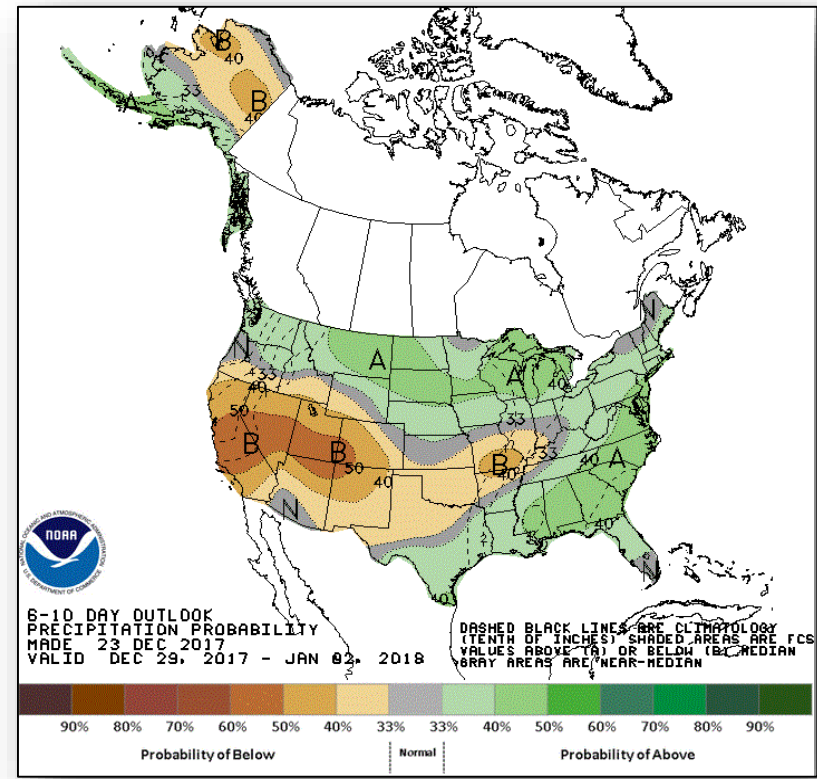


**Tomorrow**

# 6-10 Day Outlooks



**6-10 Day Temperature Probability**



**6-10 Day Precipitation Probability**


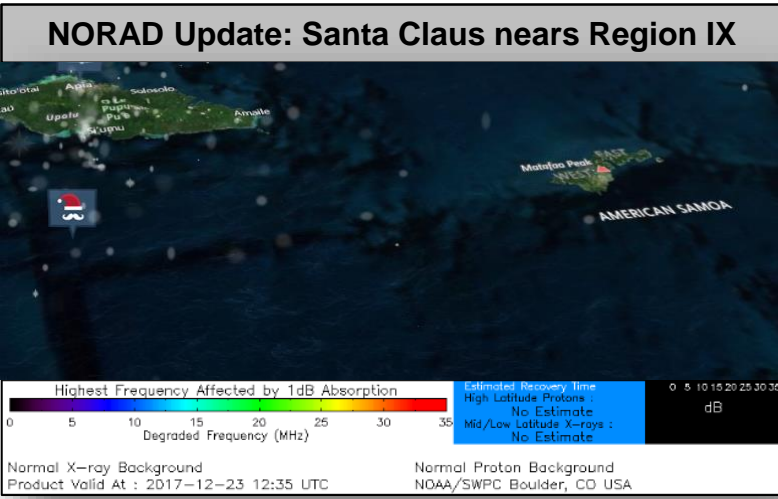
# Space Weather – NORAD Update



FEMA

	Space Weather Activity	Geomagnetic Storms	Solar Radiation	Radio Blackouts
Past 24 Hours	None	None	None	None
Next 24 Hours	None	None	None	None

For further information on NORAD Santa Tracking refer to <https://www.noradsanta.org/>



# Joint Preliminary Damage Assessments



FEMA

Region	State / Location	Event	IA / PA	Number of Counties		Start – End
				Requested	Completed	
IX	CA	Wildfires December 4, 2017 and continuing	IA	4	4	12/15 – 12/19
			PA	4	0	12/21 – TBD



# Disaster Requests & Declarations



**FEMA**

Declaration Requests in Process					Requests APPROVED (since last report)	Requests DENIED (since last report)
5	IA	PA	HM	Date Requested	0	0
MT – DR Wildfires		X	X	November 15, 2017		
NH – DR Severe Storms and Flooding		X	X	November 27, 2017		
VT – DR Severe Storms and Flooding		X	X	November 28, 2017		
ME – DR Severe Storms and Flooding		X	X	November 29, 2017		
CA – DR Wildfires	X	X	X	December 20, 2017		

# Readiness – Deployable Teams and Assets



Resource	Force Strength	Available	Deployed	Other	Cadres with 25% or Less Availability
					DI 9% (7/80); EHP 13% (44/328); ER 22% (14/65); IT 17% (104/626); LOG 23% (284/1,224) PA 24% (360/1,485); SEC 8% (8/100)
<b>Total Workforce</b>	11,511	4,101 35%	5,439	1,971	
<b>National IMATs*</b> (1-2 Teams)	East 1:	<b>Deployed</b>			
	East 2:	<b>Charlie</b>			
	West:	<b>B-2</b>			
<b>Regional IMATs</b> (0-3 Teams)	Assigned:	13			
	Available:	2			
	PMC / NMC:	3			
	Deployed:	8			
<b>US&amp;R</b> (>66%)	Assigned:	28			
	Available:	28			
	PMC / NMC:	0			
	Deployed:	0			
<b>MERS</b> (>66%)	Assigned:	36			
	Available:	34			
	NMC:	0			
	Deployed:	2			
<b>FCO</b> (≤1 Type I)	Assigned:	37			
	Available:	6			
	PMC / NMC:	7			
	Deployed:	24			
<b>FDRC</b> (≥3)	Assigned:	14			
	Available:	3			
	PMC / NMC:	0			
	Deployed:	11			

As of 3:00 a.m. EST December 24, 2017

\*B-2 Status: Assemble ≤ 2 hours, On Site ≤ 18 hours; B-48 Status: Assemble and deploy ≤ 48 hours; Charlie Status: No team assemble time requirement

# FEMA Readiness – Activation Teams



**FEMA**

Resource	Status	Total	Status	Activated Team	Activation Level	Activation Times	Reason / Comments
NWC		5	Steady State				
NRCC		2	Not Activated				
HLT		1	Not Activated				
RWCs/MOCs		10	Steady State				
RRCCs		10	Not Activated				

Back-up Regions: III, V, and VIII



# FEMA

**FEMA's mission is to support our citizens and first responders to ensure that as a nation we work together to build, sustain, and improve our capability to prepare for, protect against, respond to, recover from, and mitigate all hazards.**