



FEMA

Daily Operations Briefing

Friday, December 15, 2017

8:30 a.m. EST

Significant Activity – Dec 14-15



FEMA

Significant Events: Wildfires - southern California

Tropical Activity:

- Western Pacific – No activity affecting U.S. interests

Significant Weather:

- Elevated Fire Weather conditions – CA
- Red Flag Warnings – CA, AZ, & NV
- Space Weather: Past 24 hours: none; next 24 hours: none

Earthquake Activity: No significant activity

Declaration Activity: None



Thomas Fire – California

Fire Name (County)	FMAG # (Approved Date)	Acres Burned	Percent Contained	Evacuations (Residents)	Structures			Fatalities / Injuries
					Threatened	Damaged	Destroyed	
Thomas (Ventura and Santa Barbara)	5224-FM-CA Dec 5, 2017	249,500 (+11,000)	35% (+5%)	Mandatory 93k	18,000	177 Homes 44 Other	731 Homes 241 Other	2 (1+) / 0

Current Situation

- Burning in Santa Barbara county (pop. 445k) and Ventura county (pop. 851k)
- Now the 4th largest fire in California history

Impacts

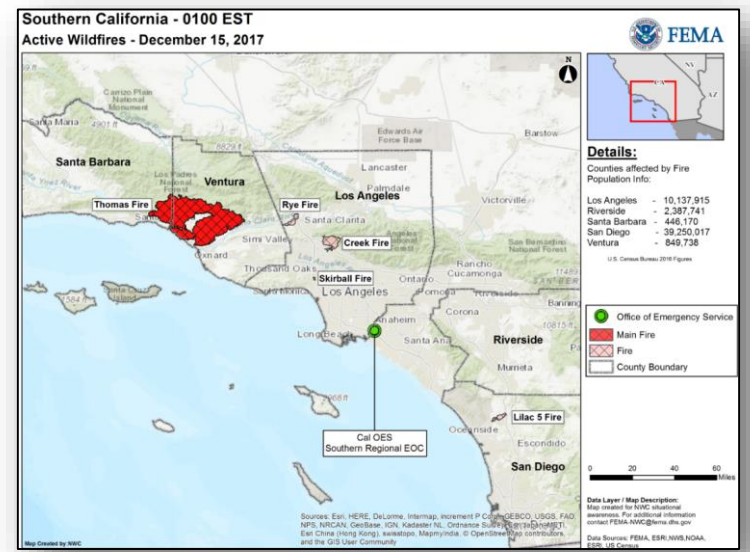
- Evacuations remain in effect for over 93k residents
- **Shelters: 3 open / 279 (-10) occupants** (ARC Midnight Shelter Count as of 5:32 a.m. EST)
- A boil water advisory remains in effect for both counties

State/Local Response

- Governor declared a State of Emergency; National Guard deployed
- CA EOC at Full Activation
- NV EOC at Partial Activation (supporting CA wildfires)
- UT EOC at Monitoring (supporting CA wildfires)

FEMA Response

- Emergency Disaster Declaration approved on December 8, 2017
- Region IX RWC at Steady State; RRCC not activated
- Region IX IMAT-1 & 2 deployed to CA EOC
- Region IX LNO & Bothell MERS deployed to Southern Regional EOC
- Defense Coordinating Element (DCE) activated
- IA PDAs for 4 counties begin today



Wildfire Summary



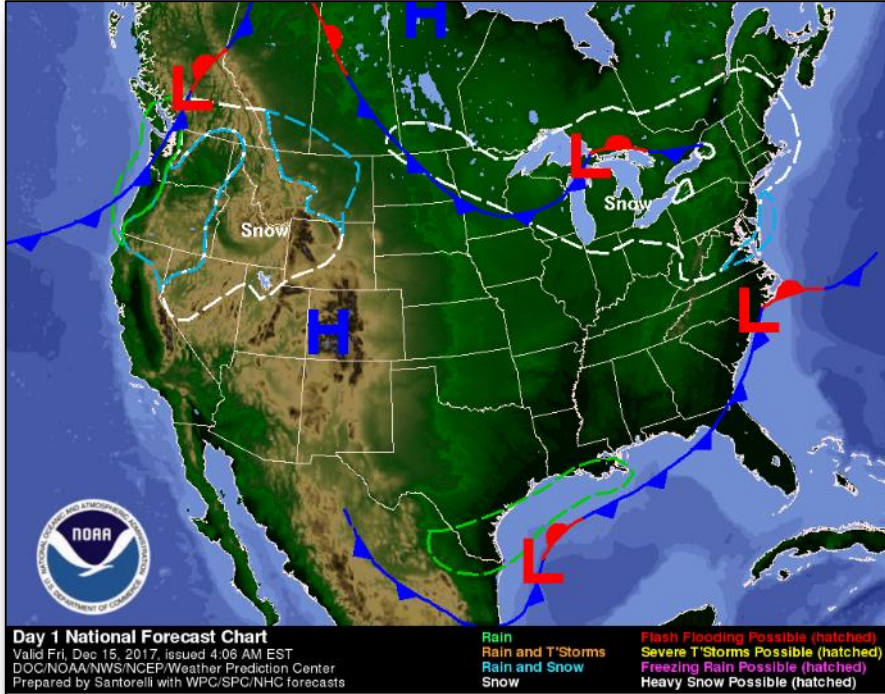
FEMA

Fire Name (County)	FMAG # (Approved Date)	Acres Burned	Percent Contained	Evacuations (Residents)	Structures			Fatalities / Injuries
					Threatened	Damaged	Destroyed	
South Dakota (1)								
Legion Lake (Custer)	5229-FM-SD Dec 13 ,2017	53,875 (+6,563)	50% (+40%)	Mandatory	72 Homes 3 Other	0	3 Other	0 / 0

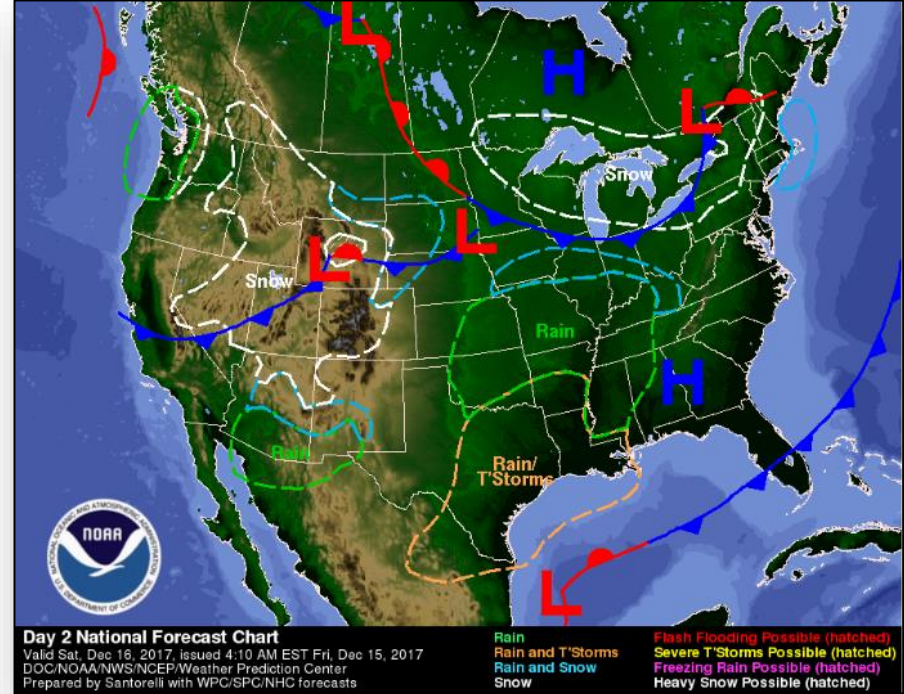
National Weather Forecast



FEMA



Today

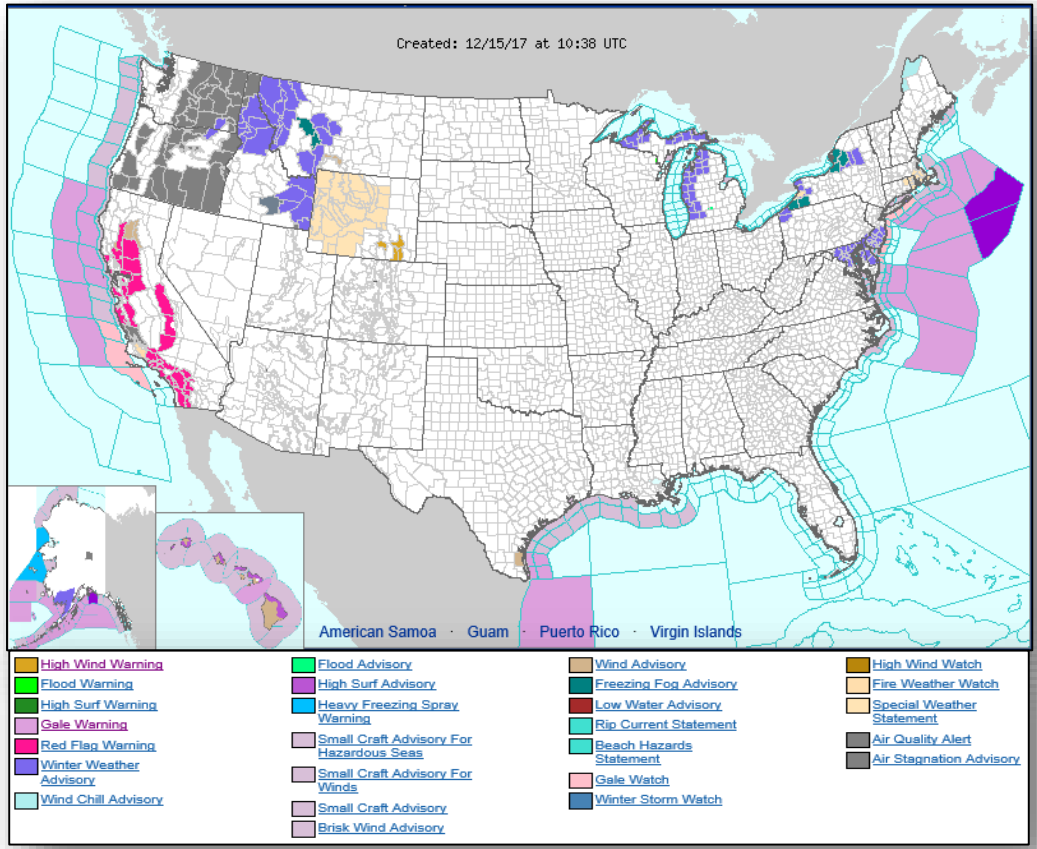


Tomorrow

Active Watches and Warnings



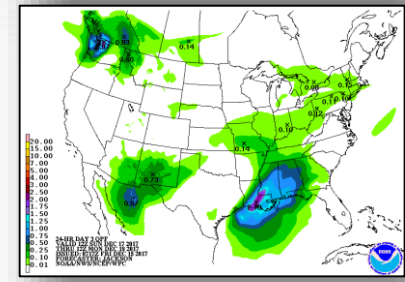
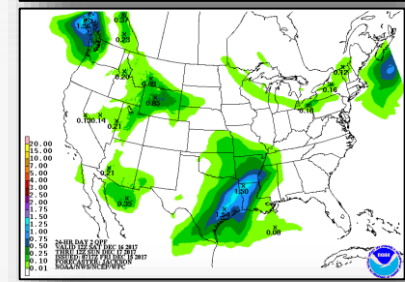
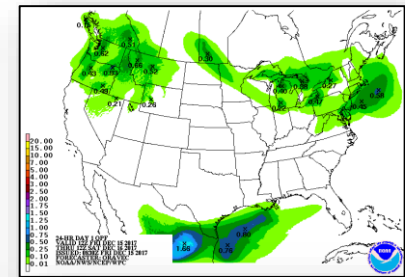
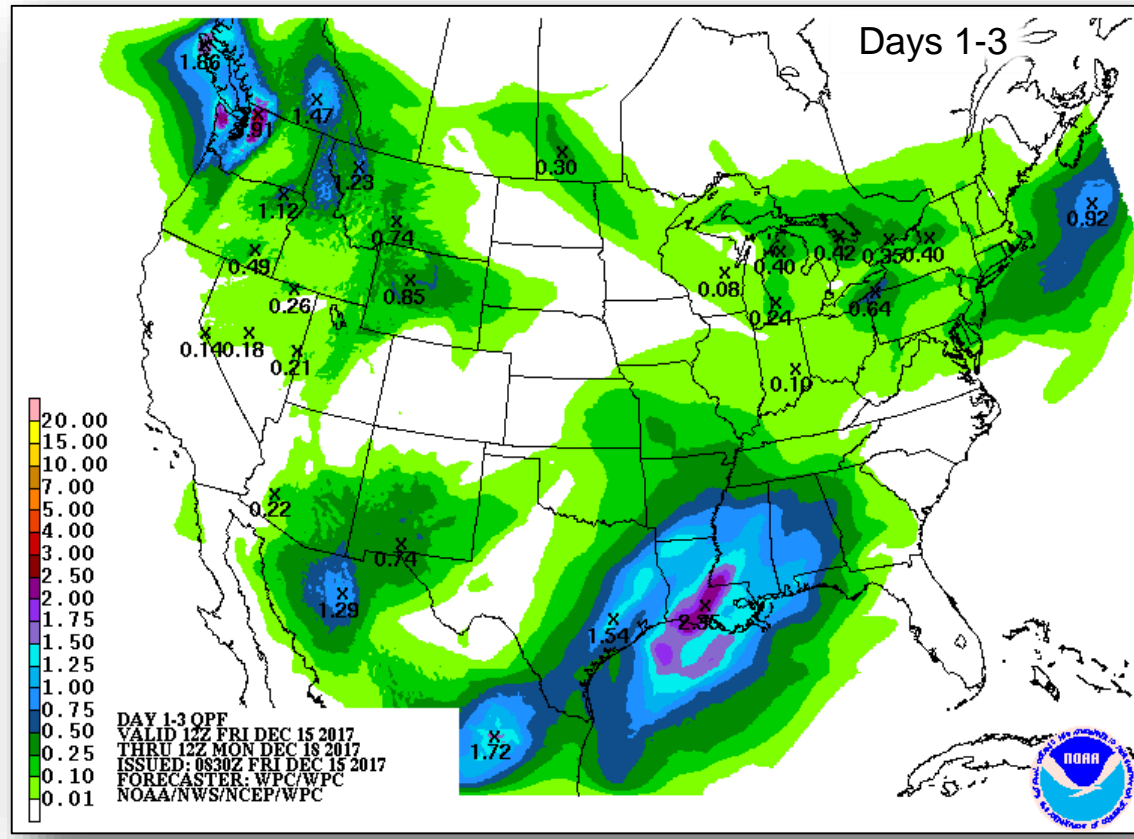
FEMA



Precipitation Forecast



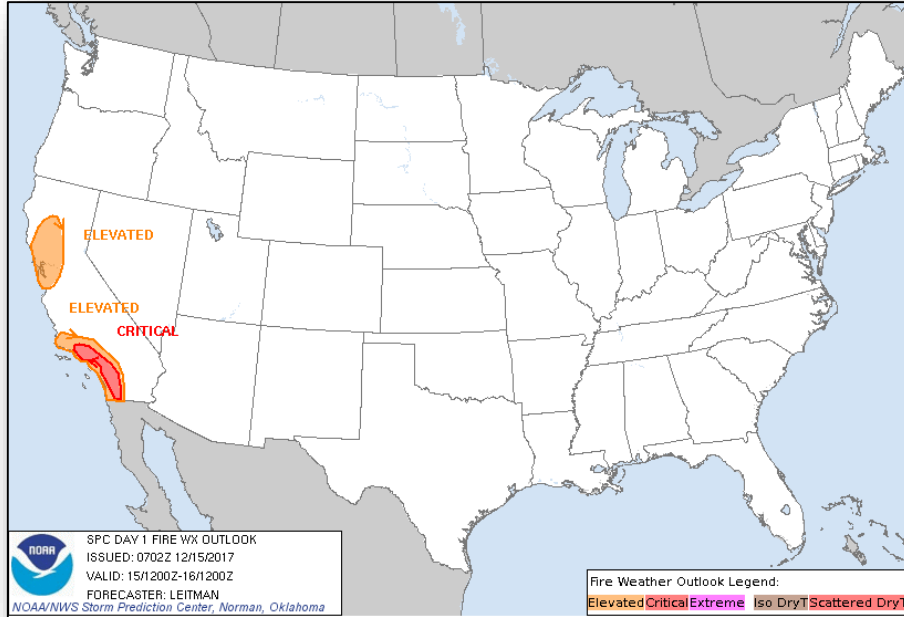
FEMA



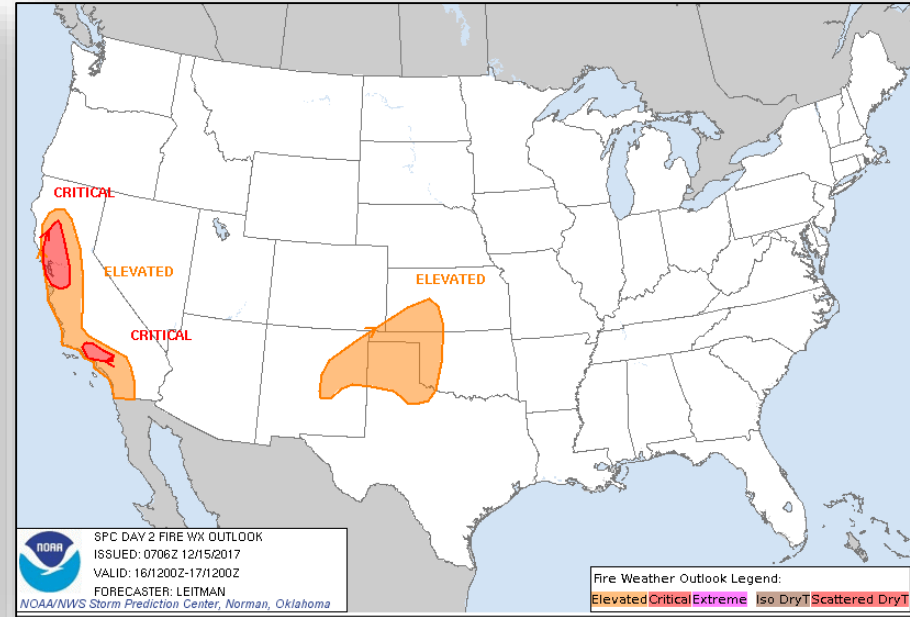
Fire Weather Outlook



FEMA



Today

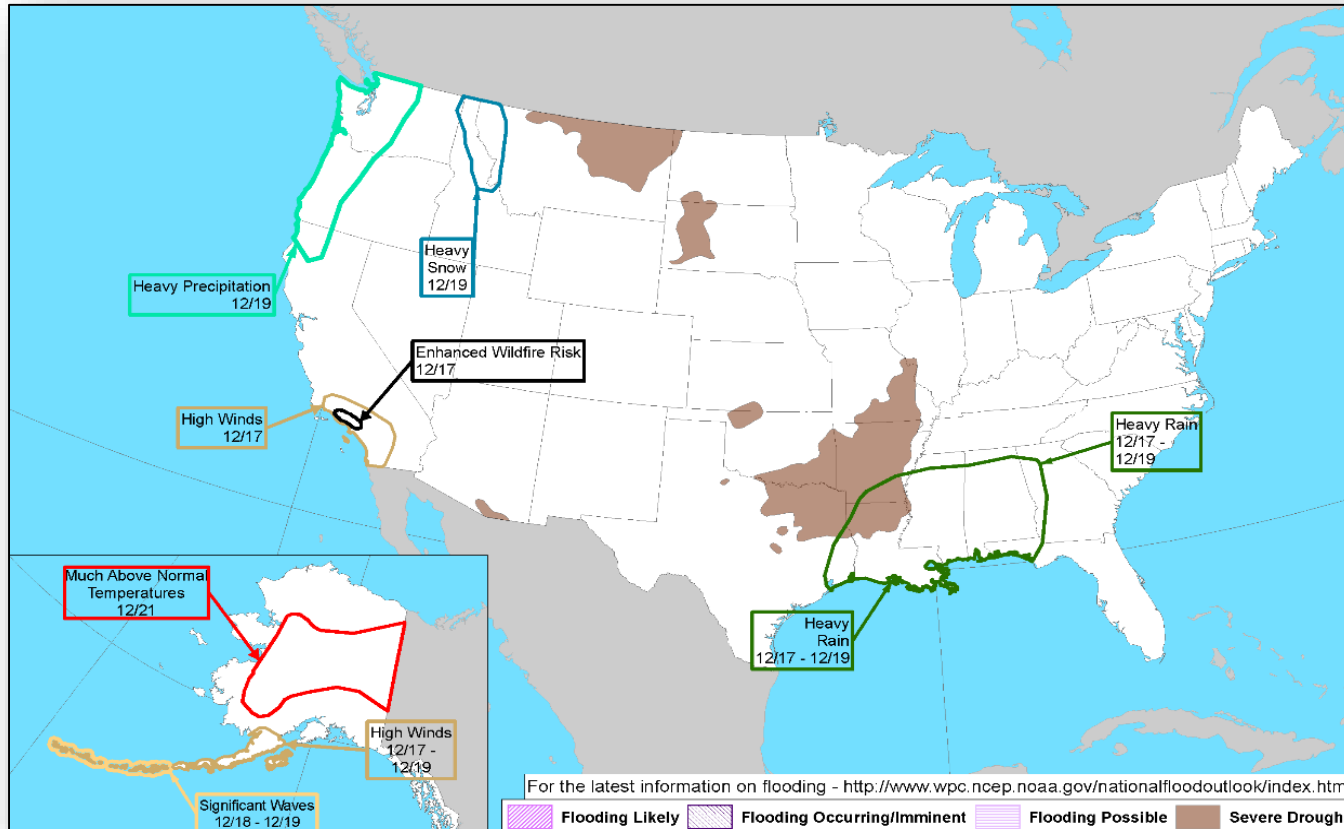


Tomorrow

Hazards Outlook – Dec 17-21



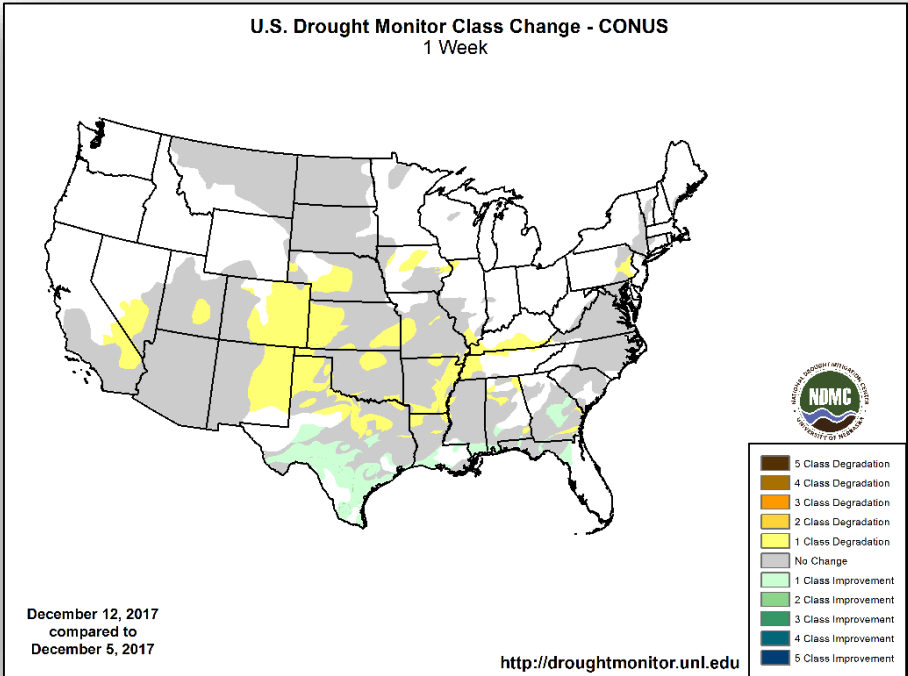
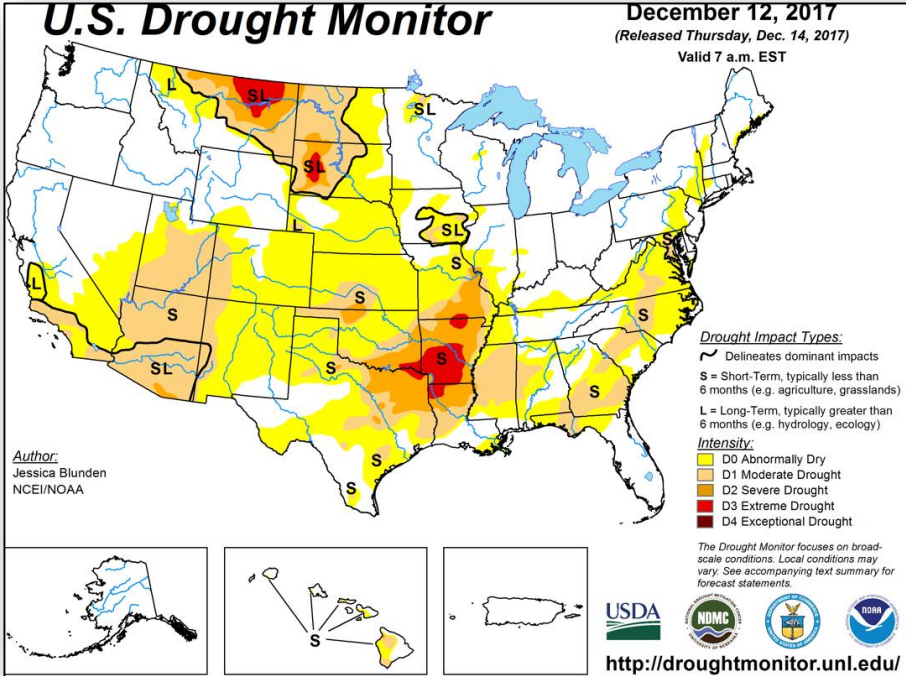
FEMA



U.S. Drought Monitor



FEMA





Space Weather



FEMA

	Space Weather Activity	Geomagnetic Storms	Solar Radiation	Radio Blackouts
Past 24 Hours	None	None	None	None
Next 24 Hours	None	None	None	None

For further information on NOAA Space Weather Scales refer to <http://www.swpc.noaa.gov/noaa-scales-explanation>



Joint Preliminary Damage Assessments



FEMA

Region	State / Location	Event	IA/PA	Number of Counties		Start – End
				Requested	Completed	
IX	CA	Wildfires December 4, 2017 and continuing	IA	4	0	12/15-TBD
			PA	0	0	N/A

Disaster Requests & Declarations



FEMA

Declaration Requests in Process					Requests APPROVED (since last report)	Requests DENIED (since last report)
6	IA	PA	HM	Date Requested	0	0
MT – DR Wildfires		X	X	November 15, 2017		
NH – DR Severe Storms and Flooding		X	X	November 27, 2017		
VT – DR Severe Storms and Flooding		X	X	November 27, 2017		
AK – DR Severe Storm		X	X	November 27, 2017		
ME – DR Severe Storms and Flooding		X	X	November 30, 2017		
Pueblo of Acoma – DR Severe Storms and Flooding		X	X	November 30, 2017		

Readiness – Deployable Teams and Assets



Resource	Force Strength	Available	Deployed	Other	Cadres with 25% or Less Availability	
					DI 4% (3/78); EHP 13% (42/327); ER 22% (14/65); IT 16% (100/625); LOG 18% (219/1,191)	NDRS 24% (48/203); PA 22% (332/1,476); SEC 6% (6/100)
Total Workforce	11,445 ▼	3,736 ▲ 32%	5,867 ▼	1,840		
National IMATs* (1-2 Teams)	East 1:	Deployed				
	East 2:	Charlie / PMC				
	West:	B-2				
Regional IMATs (0-3 Teams)	Assigned:	13				
	Available:	2				
	PMC / NMC:	1				
	Deployed:	10				
US&R (>66%)	Assigned:	28				
	Available:	27				
	PMC / NMC:	1				
	Deployed:	0				
MERS (>66%)	Assigned:	36				
	Available:	31				
	NMC:	0				
	Deployed:	5				
FCO (≤1 Type I)	Assigned:	37				
	Available:	6				
	PMC / NMC:	5				
	Deployed:	26				
FDRC (=1)	Assigned:	14				
	Available:	2				
	PMC / NMC:	0				
	Deployed:	12				

4344-DR-CA
JFO: Sacramento, CA
FCO: William Roche
R-IX IMAT-1 (JFO)

3396-EM-CA
JFO: TBD
FCO: Mark Armstrong
R-IX IMAT-2 (CA EOC)
MERS: Bothell

4343-DR-ID
VJFO: Bothell, WA
FCO: Thomas J. Dargan

4327-DR-WY
VJFO: Denver, CO
FCO: Jon Huss

4321-DR-NE
4325-DR-NE*
FCO: DuWayne W. Tewes

4334-DR-IA
FCO: Keith D. DuPont
VJFO: Kansas City, MO
*R-VII IMAT (R-VII HQ)

4317-DR-MO
JFO: Jefferson City, MO

4319-DR-KS
4347-DR-KS
VJFO: Kansas City, MO
FCO: C. Johnson-Cage

4343-DR-WI
VJFO: Chicago, IL
FCO: Janet M. Odeshoo

4348-DR-NY
JFO: Albany, NY
FCO: Seamus K. Leary

4331-DR-WV
JFO: Charleston, WV
FCO: Steven S. Ward

Field Offices*
JFOs: 17
DRs: 28
EMs: 4
Deployed Teams (Location)

4330-DR-VT
4316-DR-NH
4329-DR-NH
VJFO: Maynard, MA
FCO: James N. Russo

VJFO: Atlanta, GA
4346-DR-SC
3389-EM-AL
4349-DR-AL
FCO: Warren J. Riley
4350-DR-MS
FCO: Manny J. Toro

4338-DR-GA
JFO: Warner Robins, GA
FCO: Thomas J. McCool
R-IV IMAT-2 (JFO)

DR Support: 4339-PR
Thomasville, GA
MERS: Frederick

3395-EM-FL
4337-DR-FL*
JFO: Orlando, FL
4341-DR-STOF
JFO: Hollywood, FL
FCO: Willie G. Nunn
*R-I IMAT (JFO)
*R-IV IMAT-1 (JFO)

4332-DR-TX
JFO: Austin, TX
FCO: Kevin L. Hannes
R-VI IMAT-2
R-VIII IMAT
MERS: Denton

4345-DR-LA
4277-DR-LA
3392-EM-LA
JFO: Baton Rouge, LA
FCO: William J. Doran III
LA Recovery Office
Baton Rouge, LA
Manager: M. Womack

4336-DR-PR
4339-DR-PR
JFO: San Juan, PR
FCO: Michael F. Byrne
N-IMAT E1, R-III IMAT (JFO)
MERS: Bothell, Denton, Denver, Frederick, Maynard, Thomasville

4335-DR-USVI
4340-DR-USVI
JFO: St. Croix, USVI
FCO: William L. Vogel
R-II IMAT (St. Croix)

As of 3:00 a.m. EST December 15, 2017

*B-2 Status: Assemble ≤ 2 hours, On Site ≤ 18 hours; B-48 Status: Assemble and deploy ≤ 48 hours; Charlie Status: No team assemble time requirement

FEMA Readiness – Activation Teams



FEMA

Resource	Status	Total	Status	Activated Team	Activation Level	Activation Times	Reason/Comments
NWC		5	Steady State				
NRCC		2	Not Activated				
HLT		1	Not Activated				
RWCs/MOCs		10	Steady State				
RRCCs		10	Not Activated				

Back-up Regions: V and VI



FEMA

FEMA's mission is to support our citizens and first responders to ensure that as a nation we work together to build, sustain, and improve our capability to prepare for, protect against, respond to, recover from, and mitigate all hazards.