



FEMA

Daily Operations Briefing

Wednesday, December 13, 2017

8:30 a.m. EST

Significant Activity – Dec 12-13



FEMA

Significant Events: Wildfires - southern California

Tropical Activity:

- Western Pacific – No activity affecting U.S. interests

Significant Weather:

- Elevated Fire Weather conditions – CA, Southern/Central Plains, Middle/Lower Mississippi, Tennessee & Ohio valleys
- Red Flag Warnings – CA & KY
- Heavy snow – Great Lakes, Central Appalachians, and Northeast
- Winter Storm Warning – Northeast & Great Lakes
- Space Weather: Past 24 hours: none; next 24 hours: none

Earthquake Activity: No significant activity

Declaration Activity: None

Thomas Fire – California



FEMA

Fire Name (County)	FMAG # (Approved Date)	Acres Burned	Percent Contained	Evacuations (Residents)	Structures			Fatalities / Injuries
					Threatened	Damaged	Destroyed	
Thomas (Ventura and Santa Barbara)	5224-FM-CA Dec 5, 2017	236,000 (+4,300)	25% (+5)	Mandatory 93k	18,000	165 Homes 31 Other	703 Homes 201 Other	1 / 0

Current Situation

- Burning in Santa Barbara county (pop. 445k) and Ventura county (pop. 851k)

Impacts

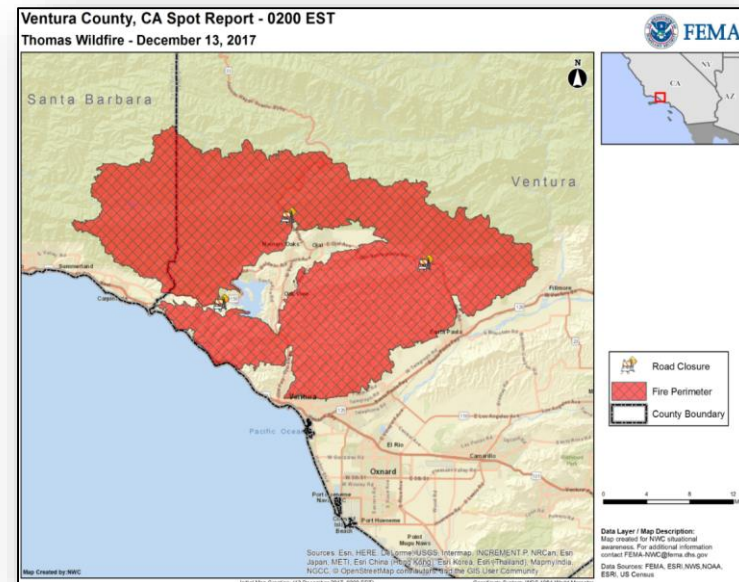
- Evacuations remain in effect for over 93k residents
- Shelters: 4 (-1) open / 294 (-22) occupants (ARC Midnight Shelter Count as of 5:31 a.m. EDT)
- A boil water advisory has been issued for both counties

State/Local Response

- Governor declared a State of Emergency; National Guard deployed
- CA EOC at Full Activation
- NV EOC at Partial Activation
- UT EOC at Monitoring (CA wildfires)

FEMA Response

- Emergency Disaster Declaration approved on December 8, 2017
- Region IX RWC at Steady State; RRCC not activated
- Region IX IMAT-1 & 2 deployed to CA EOC
- Region IX LNO deployed to Southern Regional EOC
- Defense Coordinating Element (DCE) activated



Joint Preliminary Damage Assessments



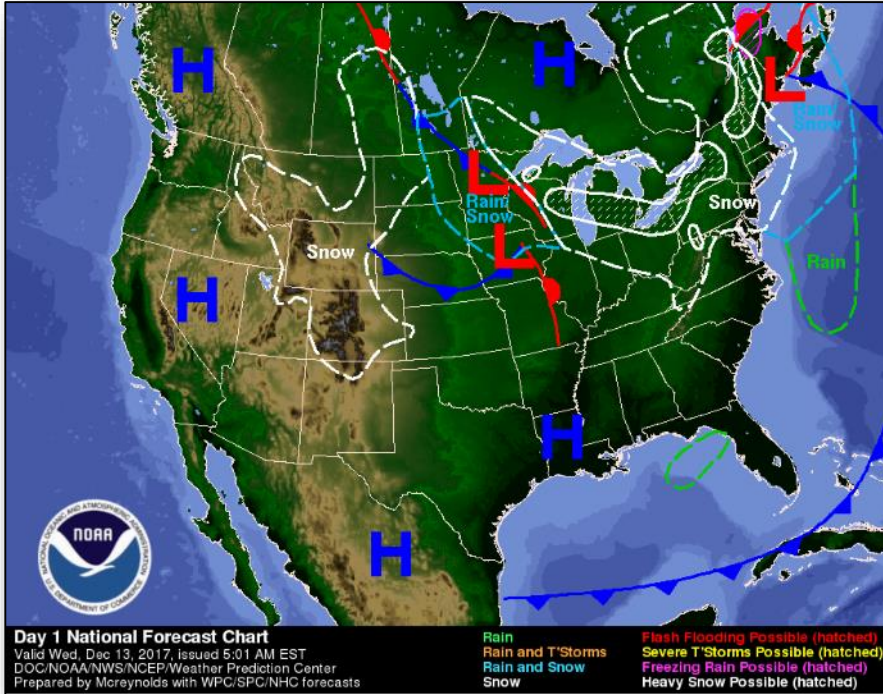
FEMA

Region	State / Location	Event	IA/PA	Number of Counties		Start – End
				Requested	Completed	
IX	CA	Wildfires December 4, 2017 and continuing	IA	5	0	12/14-TBD
			PA	0	0	N/A

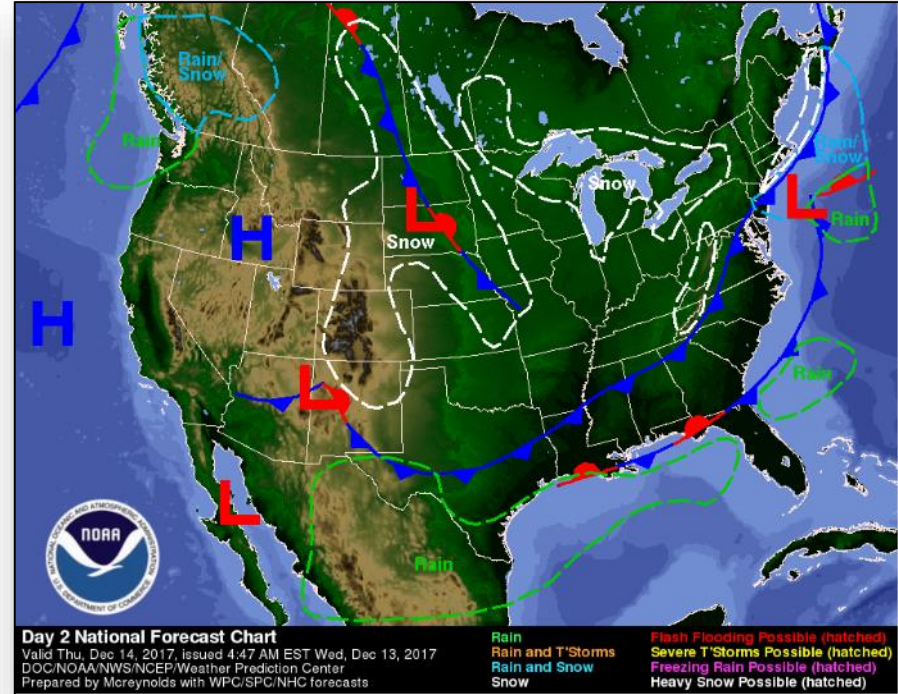
National Weather Forecast



FEMA



Today

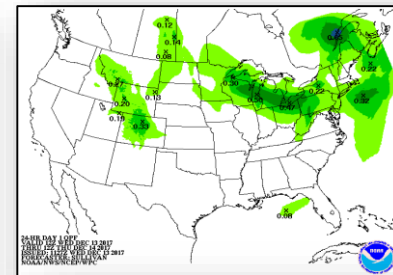
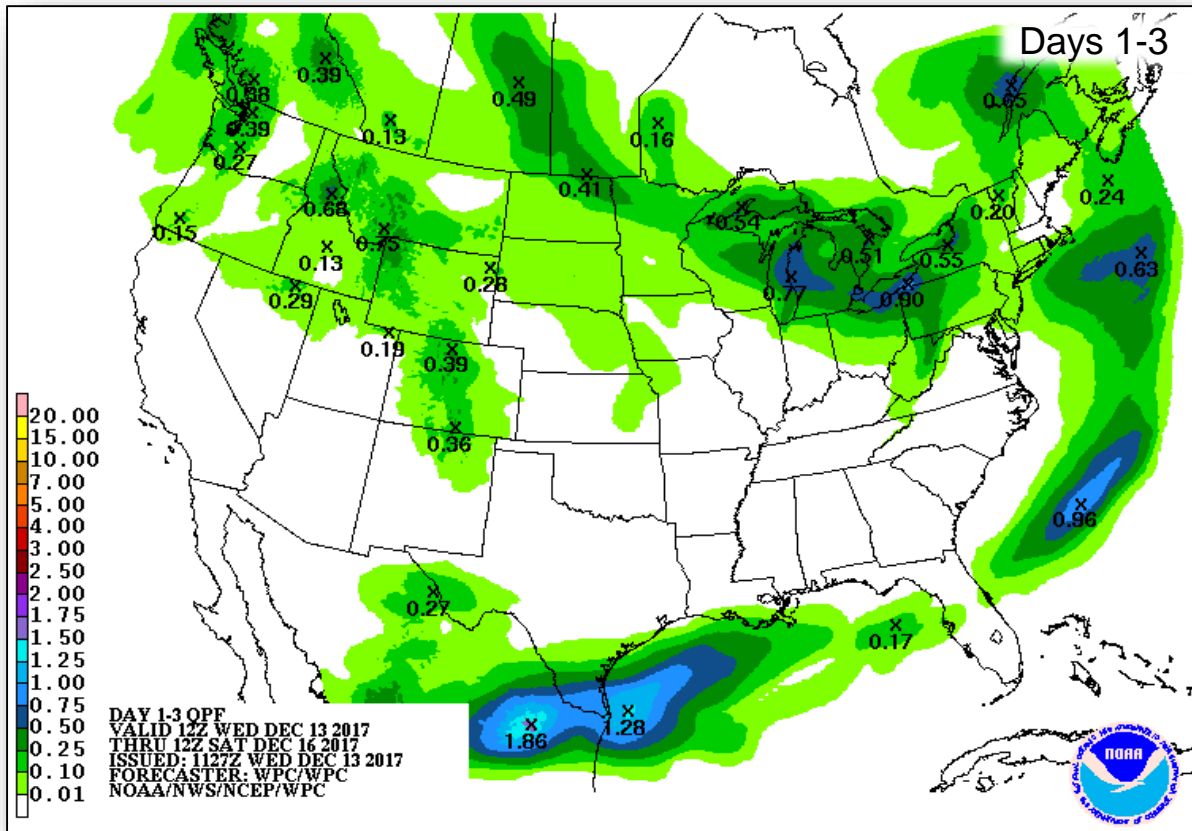


Tomorrow

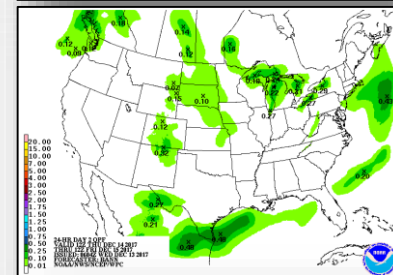
Precipitation Forecast



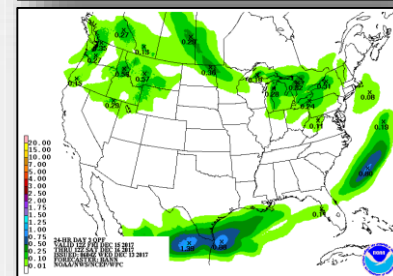
FEMA



Day 1



Day 2

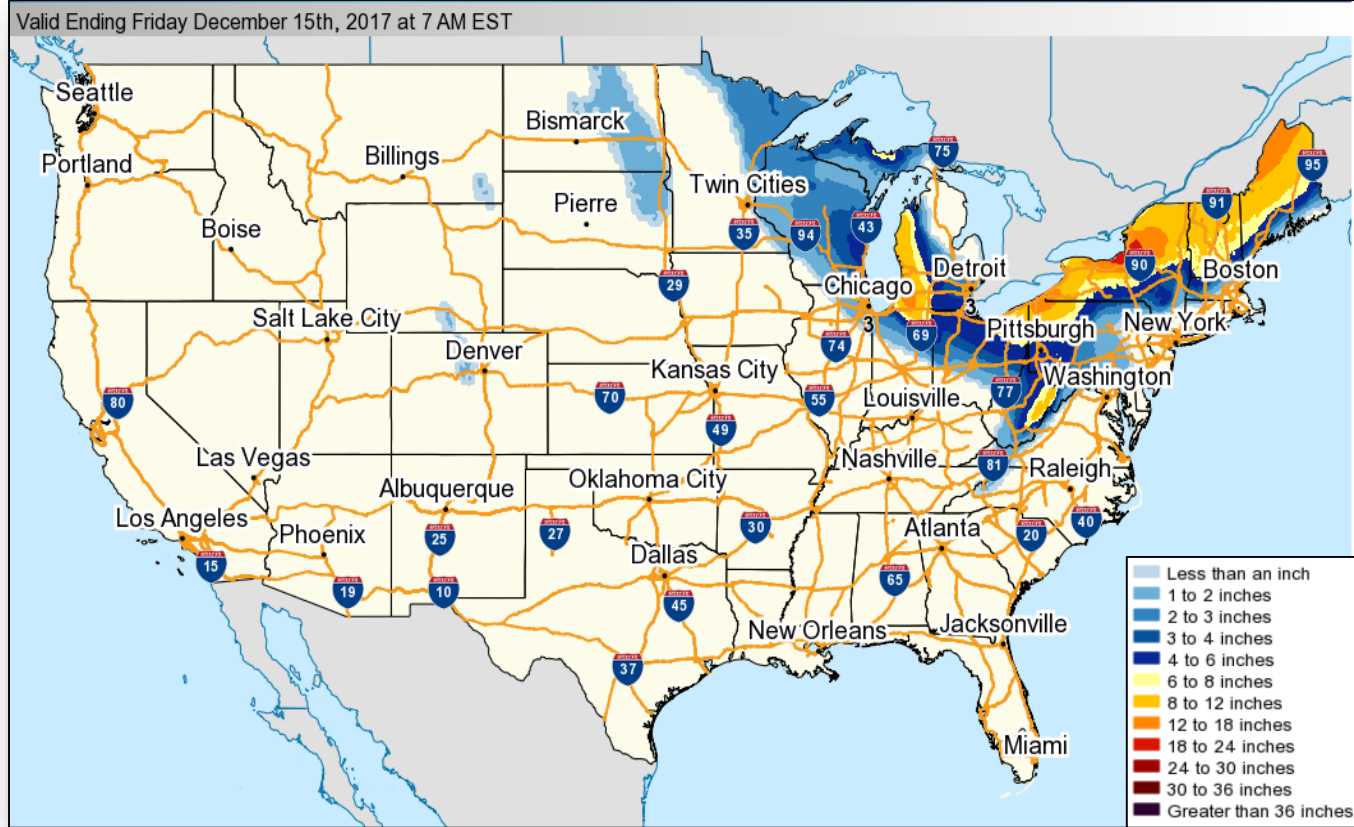


Day 3

Forecast Snowfall



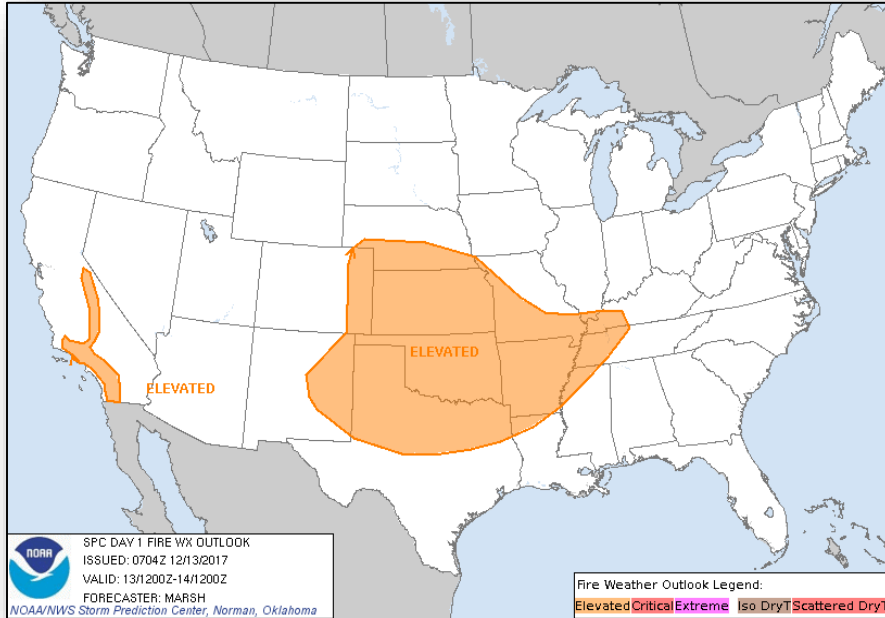
FEMA



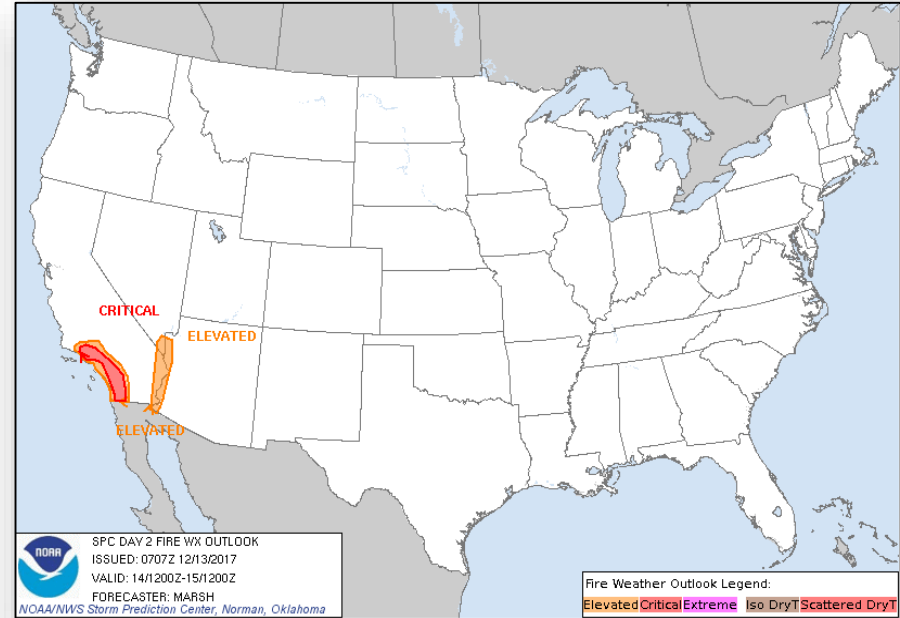
Fire Weather Outlook



FEMA



Today

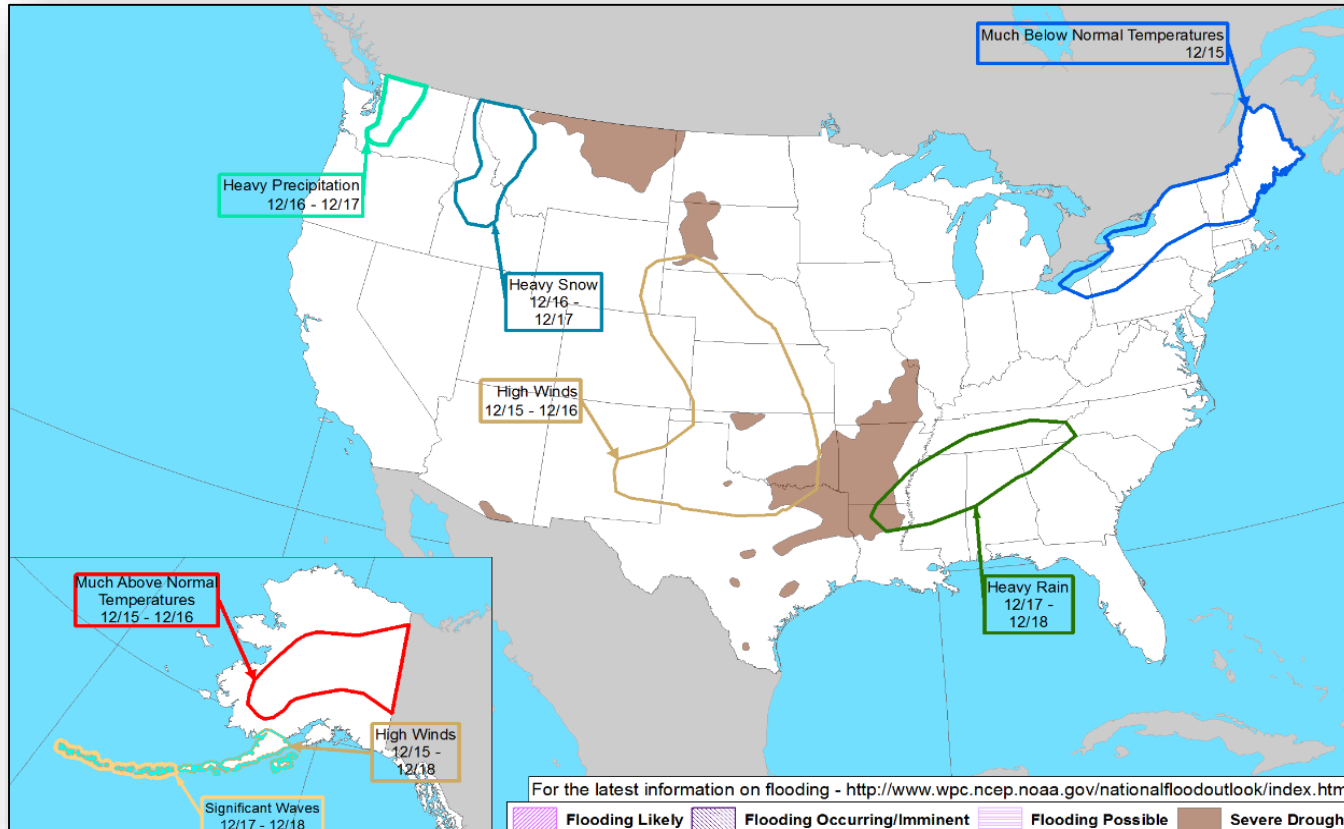


Tomorrow

Hazards Outlook – Dec 15-19



FEMA



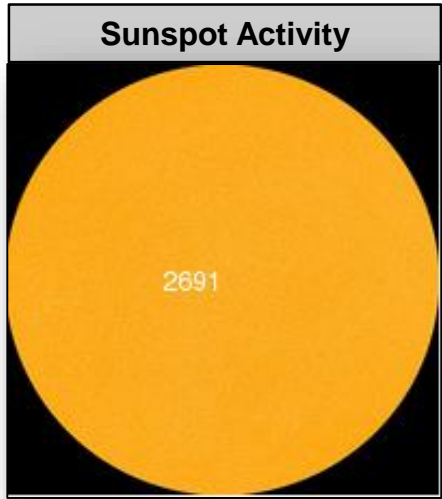

Space Weather



FEMA

	Space Weather Activity	Geomagnetic Storms	Solar Radiation	Radio Blackouts
Past 24 Hours	None	None	None	None
Next 24 Hours	None	None	None	None

For further information on NOAA Space Weather Scales refer to <http://www.swpc.noaa.gov/noaa-scales-explanation>



Disaster Requests & Declarations



FEMA

Declaration Requests in Process					Requests APPROVED (since last report)	Requests DENIED (since last report)
6	IA	PA	HM	Date Requested	0	0
NH – DR Severe Storms and Flooding		X	X	November 27, 2017		
VT – DR Severe Storms and Flooding		X	X	November 27, 2017		
AK – DR Severe Storm		X	X	November 27, 2017		
ME – DR Severe Storms and Flooding		X	X	November 30, 2017		
Pueblo of Acoma – DR Severe Storms and Flooding		X	X	November 30, 2017		
MT – DR Wildfires		X	X	November 15, 2017		

FEMA Readiness – Activation Teams



FEMA

Resource	Status	Total	Status	Activated Team	Activation Level	Activation Times	Reason/Comments
NWC		5	Steady State				
NRCC		2	Not Activated				
HLT		1	Not Activated				
RWCs/MOCs		10	Steady State				
RRCCs		10	Not Activated				

Back-up Regions: V and VI



FEMA

FEMA's mission is to support our citizens and first responders to ensure that as a nation we work together to build, sustain, and improve our capability to prepare for, protect against, respond to, recover from, and mitigate all hazards.