



# **FEMA**

## **Daily Operations Briefing**

**Saturday, November 25, 2017**

**8:30 a.m. EST**

# Significant Activity – Nov 24-25



FEMA

**Significant Events:** None

**Tropical Activity:**

- Atlantic – No tropical cyclones expected next 48 hours
- Eastern Pacific – No tropical cyclones expected next 48 hours
- Central Pacific – No tropical cyclones expected next 48 hours
- Western Pacific – No activity affecting U.S. interests

**Significant Weather:**

- Freezing Rain possible – WA
- Space Weather:
  - Past 24 hours – None
  - Next 24 hours – None

**Earthquake Activity:** No significant activity

**Declaration Activity:** None

# Tropical Outlook –5-Day



FEMA



***Central Pacific***



***Eastern Pacific***

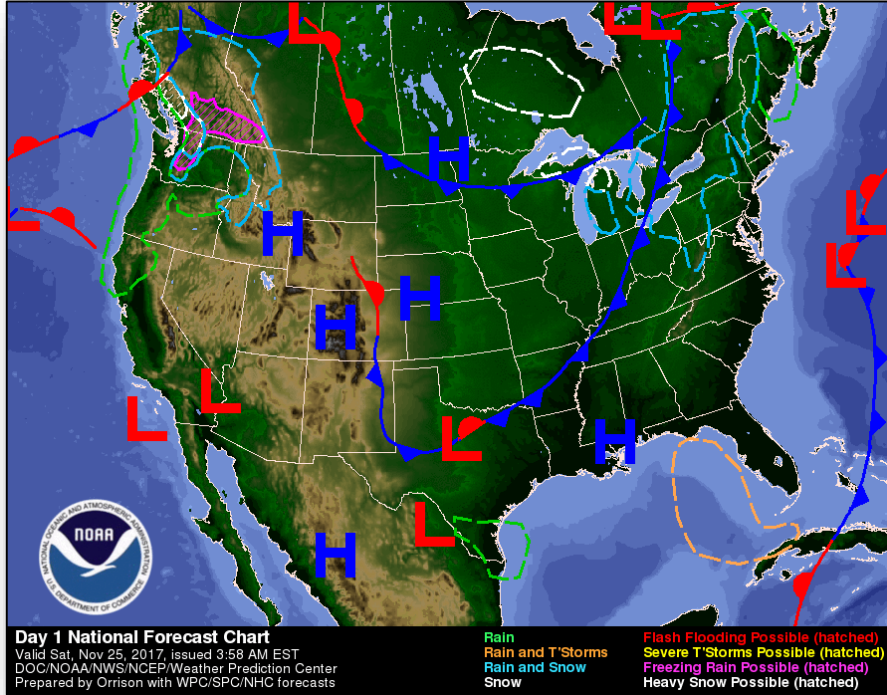


***Atlantic***

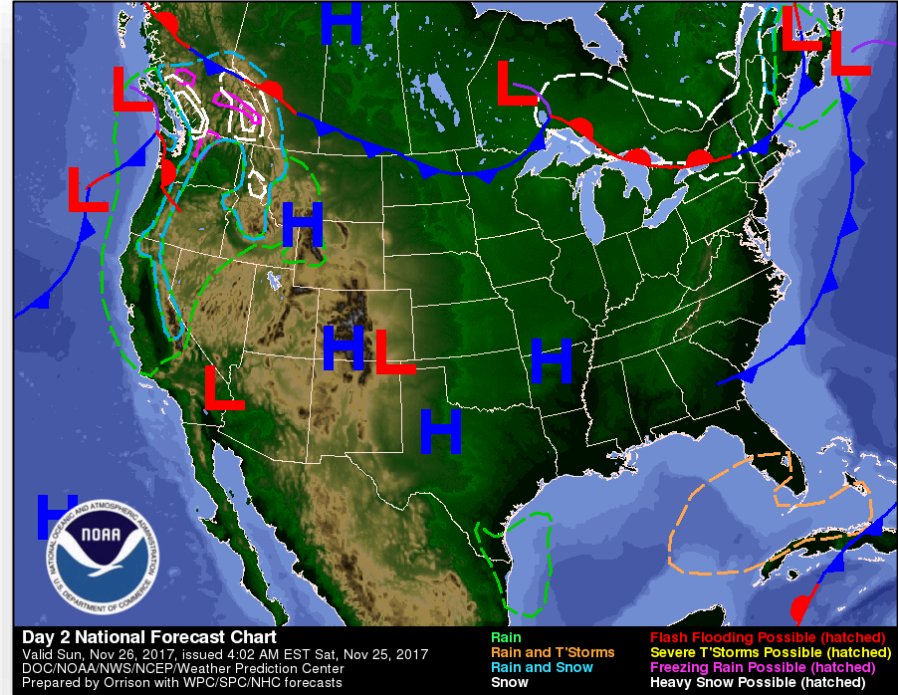
# National Weather Forecast



FEMA



*Today*

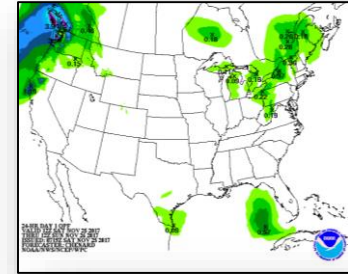
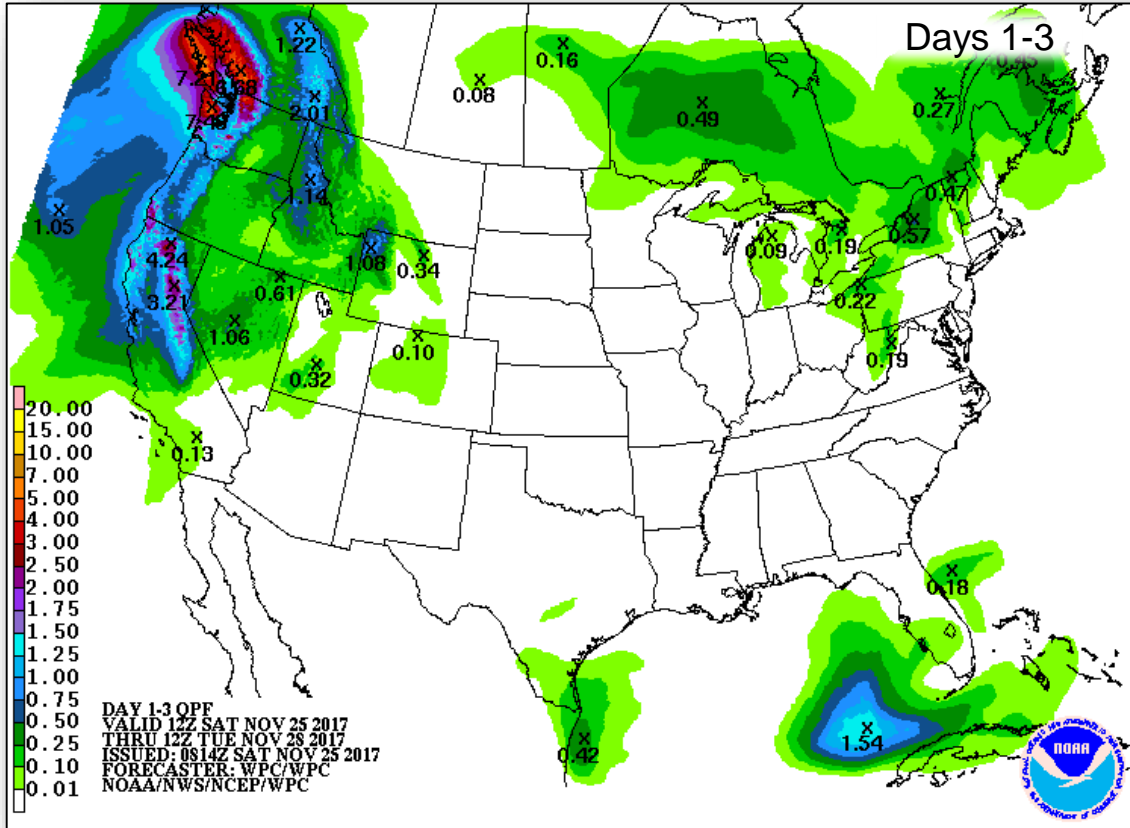


*Tomorrow*

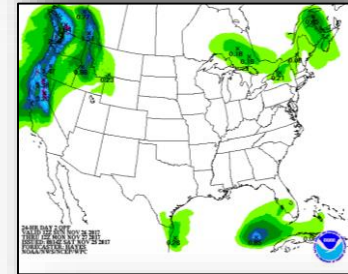
# Precipitation Forecast



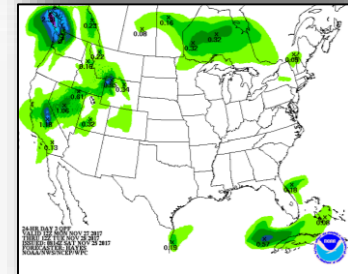
FEMA



Day 1



Day 2

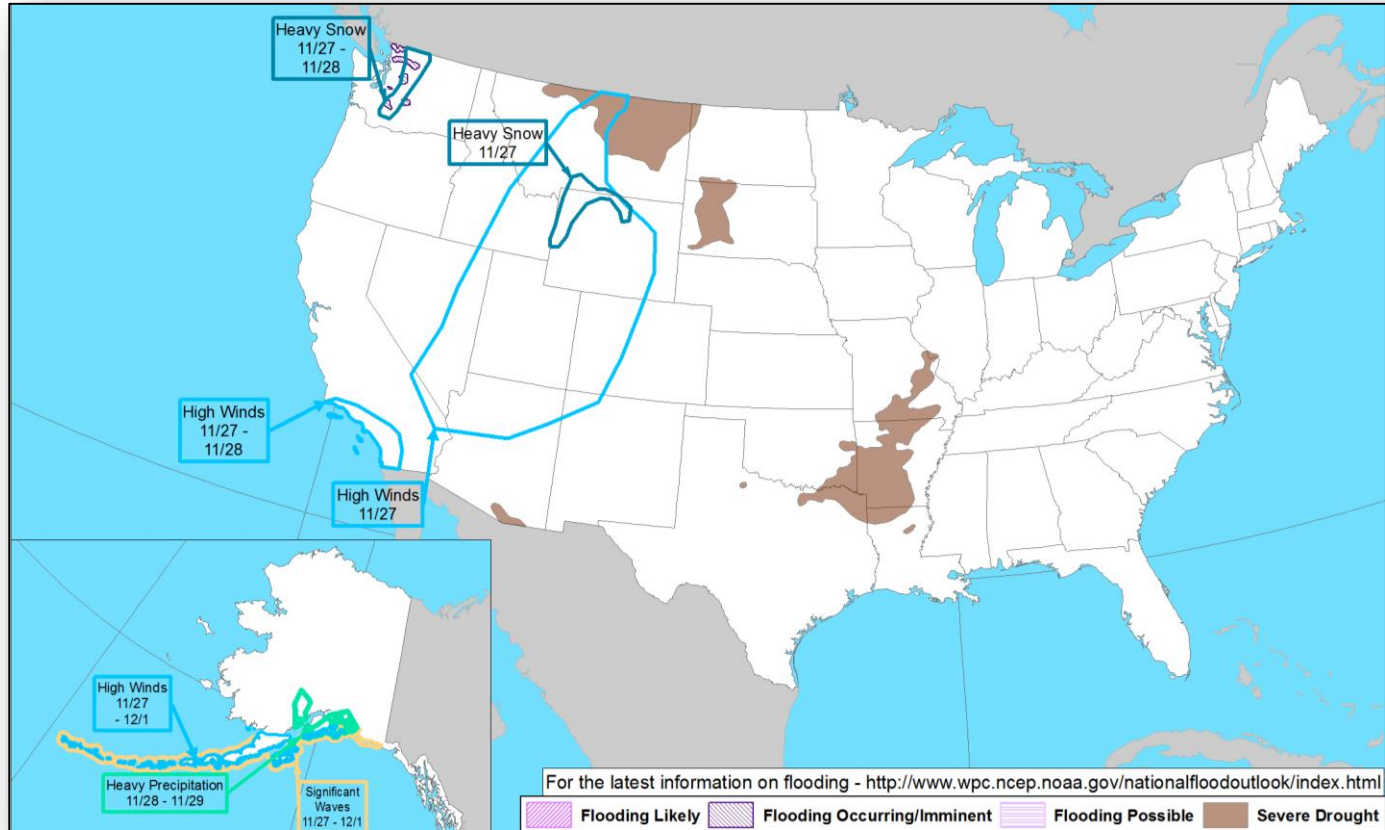


Day 3

# Hazards Outlook – Nov 27- Dec 1



FEMA





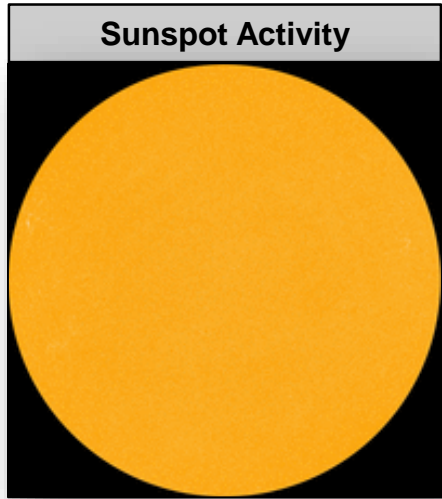

# Space Weather



FEMA

|               | Space Weather Activity | Geomagnetic Storms | Solar Radiation | Radio Blackouts |
|---------------|------------------------|--------------------|-----------------|-----------------|
| Past 24 Hours | None                   | None               | None            | None            |
| Next 24 Hours | None                   | None               | None            | None            |

For further information on NOAA Space Weather Scales refer to <http://www.swpc.noaa.gov/noaa-scales-explanation>



# Joint Preliminary Damage Assessments



FEMA

| Region | State / Location | Event                                | IA/PA | Number of Counties |           | Start – End |
|--------|------------------|--------------------------------------|-------|--------------------|-----------|-------------|
|        |                  |                                      |       | Requested          | Completed |             |
| I      | VT               | Severe Storms<br>October 29-30, 2017 | IA    | 0                  | 0         | N/A         |
|        |                  |                                      | PA    | 10                 | 0         | 11/8 – TBD  |
|        | NH               | Severe Storms<br>October 29-30, 2017 | IA    | 0                  | 0         | N/A         |
|        |                  |                                      | PA    | 10                 | 0         | 11/6 – TBD  |
|        | ME               | Severe Storms<br>October 29-30, 2017 | IA    | 0                  | 0         | N/A         |
|        |                  |                                      | PA    | 14                 | 0         | 11/15 – TBD |



# Disaster Requests & Declarations



**FEMA**

| Declaration Requests in Process                |    |    |    |                 | Requests APPROVED<br>(since last report) | Requests DENIED<br>(since last report) |
|--|----|----|----|-----------------|--|--|
| 1  | IA | PA | HM | Date Requested  | 0  | 0                                      |
| NY – DR Severe Storms, Tornadoes, and Flooding | X  | X  | X  | August 31, 2017 |  |  |

# Readiness – Deployable Teams and Assets



| Resource               | Force Strength | Available | Deployed | Other | Cadres with Less than 25%: DI 13% (16/123), EHP 10% (33/323), ER 23% (15/63), FM 23% (65/288), HM 23% (227/974), IT 16% (98/624), LOG 14% (167/1,192), PA-NEW 23% (339/1,484), SAF 19% (13/60), SEC 1% (1/97) |
|------------------------|----------------|-----------|----------|-------|---|
| <b>Total Workforce</b> | 11,439         | 3,157 27% | 6,331    | 1,951 |   |

|                                      |  |
|--------------------------------------|--|
| <b>National IMATs*</b><br>(0 Teams)  | East 1: <b>Deployed</b><br>East 2: <b>Reconstituting</b><br>West: <b>Deployed</b>        |
| <b>Regional IMATs</b><br>(0-3 Teams) | Assigned: <b>13</b><br>Available: <b>2</b><br>PMC / NMC: <b>2</b><br>Deployed: <b>9</b>  |
| <b>US&amp;R</b><br>(>66%)            | Assigned: <b>28</b><br>Available: <b>28</b><br>PMC / NMC: <b>0</b><br>Deployed: <b>0</b> |
| <b>MERS</b><br>(>66%)                | Assigned: <b>36</b><br>Available: <b>32</b><br>NMC: <b>0</b><br>Deployed: <b>4</b>       |
| <b>FCO</b><br>(≤1 Type I)            | Assigned: <b>38</b><br>Available: <b>7</b><br>PMC / NMC: <b>5</b><br>Deployed: <b>26</b> |
| <b>FDRC</b><br>(=2)                  | Assigned: <b>14</b><br>Available: <b>2</b><br>PMC / NMC: <b>0</b><br>Deployed: <b>12</b> |

**4342-DR-ID**  
 VJFO: Bothell, WA  
 FCO: Sharon Loper

**4321-DR-NE**  
**4325-DR-NE\***  
 FCO: DuWayne W. Tewes  
**4334-DR-IA**  
 FCO: Keith D. DuPont  
 VJFO: Kansas City, MO  
 \*R-VII IMAT (R-VII HQ)

**4317-DR-MO**  
 JFO: Jefferson City, MO  
**4319-DR-KS**  
**4347-DR-KS**  
 FCO: Kansas City, MO  
 FCO: C. Johnson-Cage

**4343-DR-WI**  
 VJFO: Chicago, IL  
 FCO: Janet M. Odeshoo

**4330-DR-VT**  
**4316-DR-NH**  
**4329-DR-NH**  
 VJFO: Maynard, MA  
 FCO: James N. Russo

**4331-DR-WV**  
 JFO: Charleston, WV  
 FCO: Steven S. Ward

**4348-DR-NY**  
 JFO: TBD  
 FCO: Seamus K. Leary

**4344-DR-CA**  
 JFO: Sacramento, CA  
 FCO: William Roche  
 R-IX IMAT-1 (JFO)

**4323-DR-ND**  
 FCO: James R. Stephenson  
 Closing 11/27/2017  
**4327-DR-WY**  
 VJFO: Denver, CO  
 FCO: Jon Huss

**4332-DR-TX**  
 JFO: Austin, TX  
 FCO: Kevin L. Hannes  
 N-IMAT-W (Austin)  
 R-VI IMAT-2 (Austin)  
 R-VIII IMAT (Austin)  
 MERS: Denton

**4345-DR-LA**  
**4277-DR-LA**  
**4392-EM-LA**  
 JFO: Baton Rouge, LA  
 FCO: William J. Doran III  
**LA Recovery Office**  
 Baton Rouge, LA  
 Manager: M. Wornack

**4350-DR-MS**  
 JFO: TBD  
 FCO: Manny J. Toro

**4336-DR-PR**  
**4339-DR-PR**  
 JFO: San Juan, PR  
 FCO: Michael F. Byrne  
 N-IMAT E1, R-III IMAT (JFO)  
 MERS: Bothell, Denton, Denver, Frederick, Maynard, Thomasville

**4335-DR-USVI**  
**4340-DR-USVI**  
 JFO: St. Croix, USVI  
 FCO: William L. Vogel  
 R-II IMAT (St. Croix)

As of 3:00 a.m. EST November 25, 2017

\*B-2 Status: Assemble ≤ 2 hours, On Site ≤ 18 hours; B-48 Status: Assemble and deploy ≤ 48 hours; Charlie Status: No team assemble time requirement

# FEMA Readiness – Activation Teams



**FEMA**

| Resource  | Status | Total | Status        | Activated Team | Activation Level | Activation Times | Reason/Comments  |
|-----------|--------|-------|---------------|----------------|------------------|------------------|------------------|
| NWC       |        | 5     | Steady State  |                |                  |                  |                  |
| NRCC      |        | 2     | Not Activated |                |                  |                  |                  |
| HLT       |        | 1     | Activated     |                |                  |                  | Hurricane Season |
| RWCs/MOCs |        | 10    | Steady State  |                |                  |                  |                  |
| RRCCs     |        | 10    | Not Activated |                |                  |                  |                  |

Back-up Regions: V and VII



# FEMA

**FEMA's mission is to support our citizens and first responders to ensure that as a nation we work together to build, sustain, and improve our capability to prepare for, protect against, respond to, recover from, and mitigate all hazards.**