



FEMA

Daily Operations Briefing

Sunday, November 5, 2017

8:30 a.m. EST

Significant Activity – Nov 4-5



Significant Events:

- Tropical Cyclones Harvey, Irma, and Maria

Tropical Activity:

- Atlantic – Disturbance 1 - Low (40%)
- Eastern Pacific – No tropical cyclones expected next 48 hours
- Central Pacific – No tropical cyclones expected next 48 hours
- Western Pacific – No activity affecting U.S. interests

Significant Weather:

- Severe Weather – Ohio Valley
- Elevated fire weather – NM, TX, OK, KS, NE, CO & WY
- Space Weather: Past 24 hours: none observed; next 24 hours: none predicted

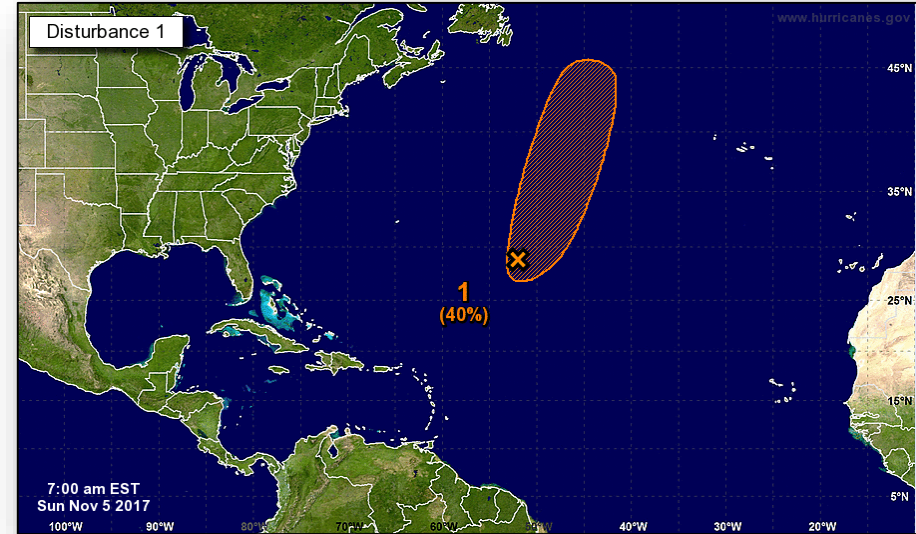
Earthquake Activity: No significant activity

Declaration Activity: None

Tropical Outlook – Atlantic

Disturbance 1 (as of 7:00 a.m. EST)

- Located about 875 miles ESE of Bermuda
- Moving NNE
- Could acquire some tropical or subtropical characteristics this weekend into early next week
- Formation chance through 48 hours: Low (20%)
- Formation chance through 5 days: Medium (40%)



Tropical Outlook – Eastern Pacific

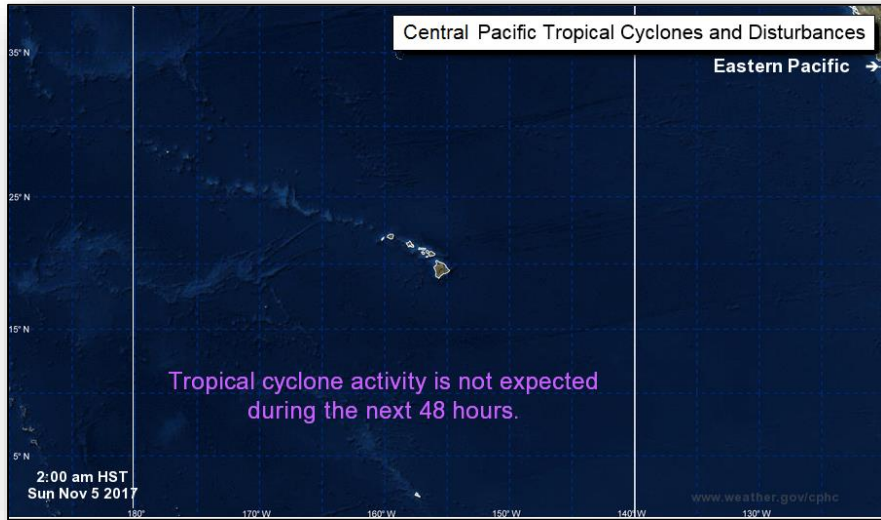


Next 48 hours



Next 5 days

Tropical Outlook – Central Pacific



Next 48 hours



Next 5 days

USVI/PR Update



U.S. Virgin Islands

- Shelters: 3 shelters open with 69 (-1) occupants
- Disaster Assistance Registrations: 32.8k (+200) (Maria and Irma)

Power Outages / Restoration:

- Customers with grid power: STT*: 30%; STX: 16.3 (+5.37%); STJ: 17.6% (+0.95%)
- VIWAPA estimates 90% to be restored by late December

Communications:

- 58.7% (+5.8%) of cell towers operational
- Coverage available to 88% of population

Health & Medical:

- STT: Mobile medical facility operational
- STX: Gov. Juan Luis Hospital partially open; Charles Harwood Facility closed

Water Restoration:

- Boil water advisory remains in effect territory-wide

FEMA Response

- NRCC: Modified Level III (Monday – Saturday; day shift only)
- National IMAT East-1 & Region III IMAT deployed to PR
- FEMA Region II & X IMATs deployed to USVI
- MERS teams deployed to USVI & PR

*STT: St. Thomas

STX: St. Croix

STJ: St. John

Puerto Rico

- Shelters: 67 (-2) shelters open with 2,844 (-108) occupants
- Disaster Assistance Registrations: over 1.06M (+10k) (Maria and Irma)

Power Outages / Restoration

- 37.9% (+1%) of normal peak load has been restored

Communications:

- 49.4% (+4.6%) of cell towers are operational
- Coverage available to 92% of population
- Mobile Emergency Response Support (MERS) assisting National Weather Service to install Weather Alerting equipment

Health & Medical:

- 67 of 68 hospitals open: 52 (-3) on grid power, 15 (+3) on generator power

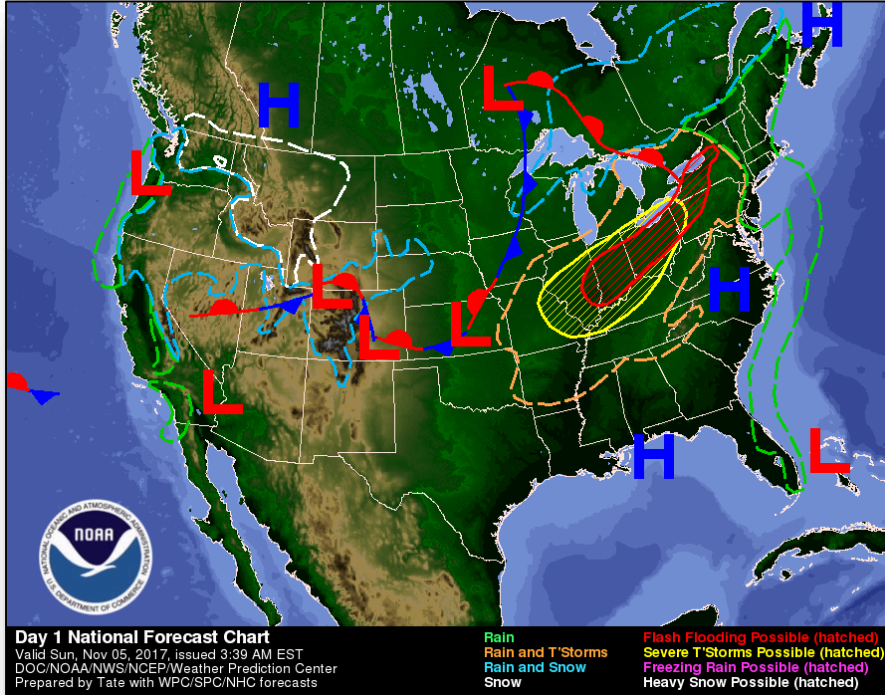
Water Restoration

- 82% of PRASA customers have potable water (PRASA covers 97% of PR)
- 91 of 115 PRASA drinking water treatment plants are operational
- 40 of 51 PRASA waste water treatment plants are operational
- Boil water advisory remains in effect territory-wide

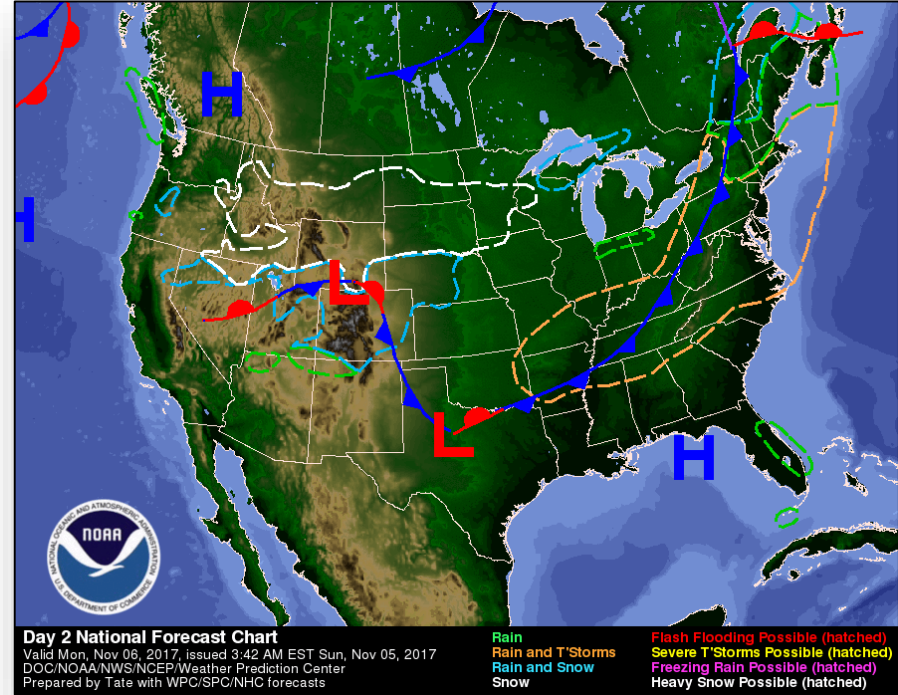
Guajataca Dam

- Dam level rose to 9.8 feet below spillway due to heavy rain; target elevation for interim repairs is 17 feet below crest; efforts are on track to reduce water level from High to Moderate risk status by November 9
- Flash Flood Warning remains in effect downstream from the dam

National Weather Forecast



Today

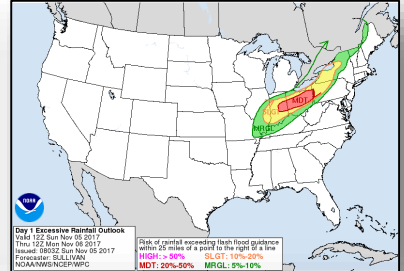

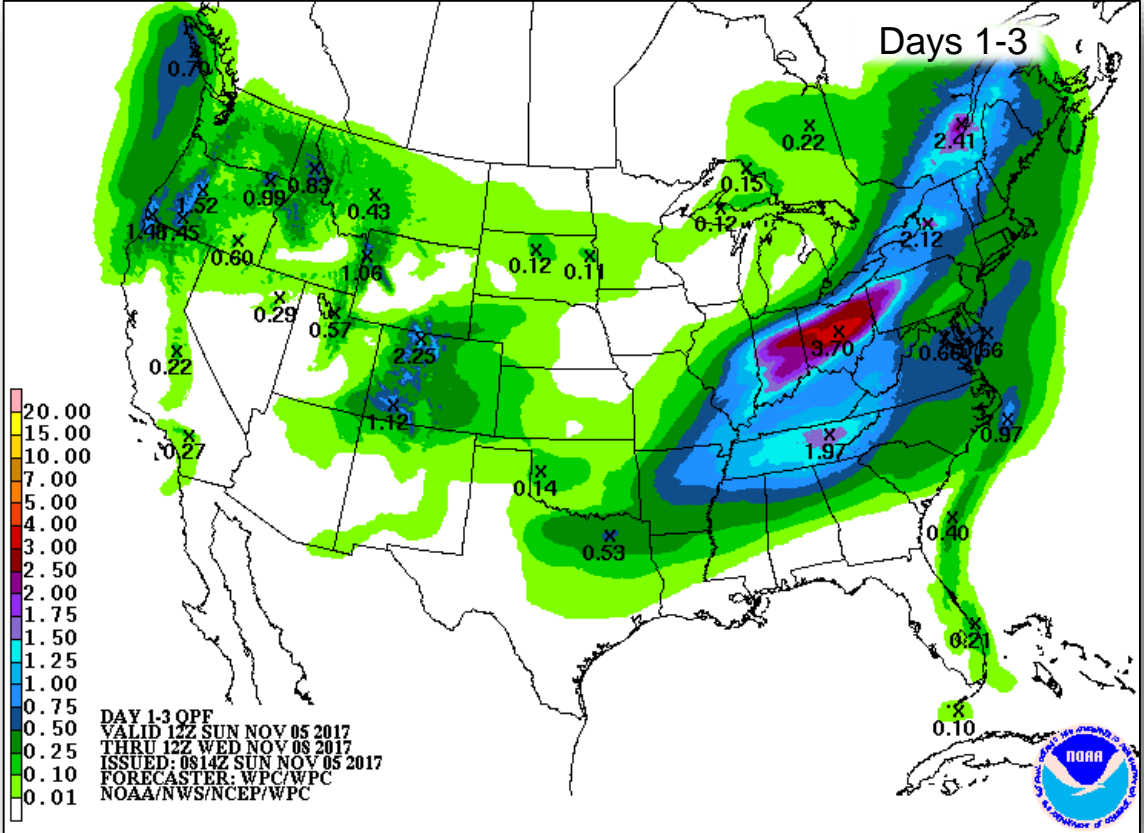


Tomorrow

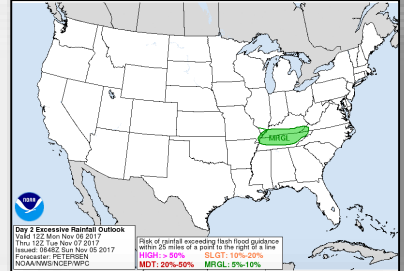
Precipitation Forecast – Excessive Rainfall



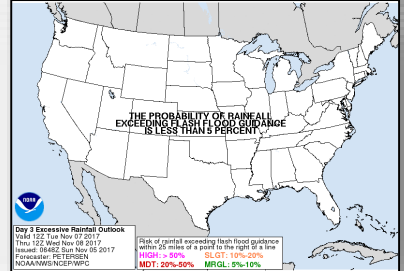
FEMA



Day 1

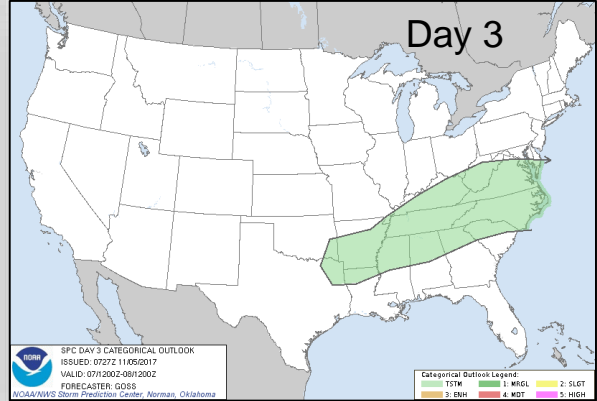
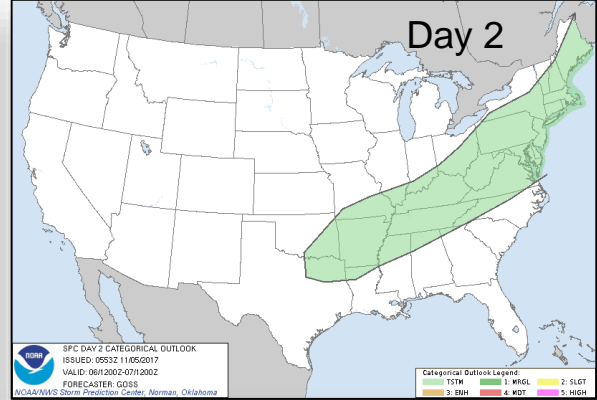
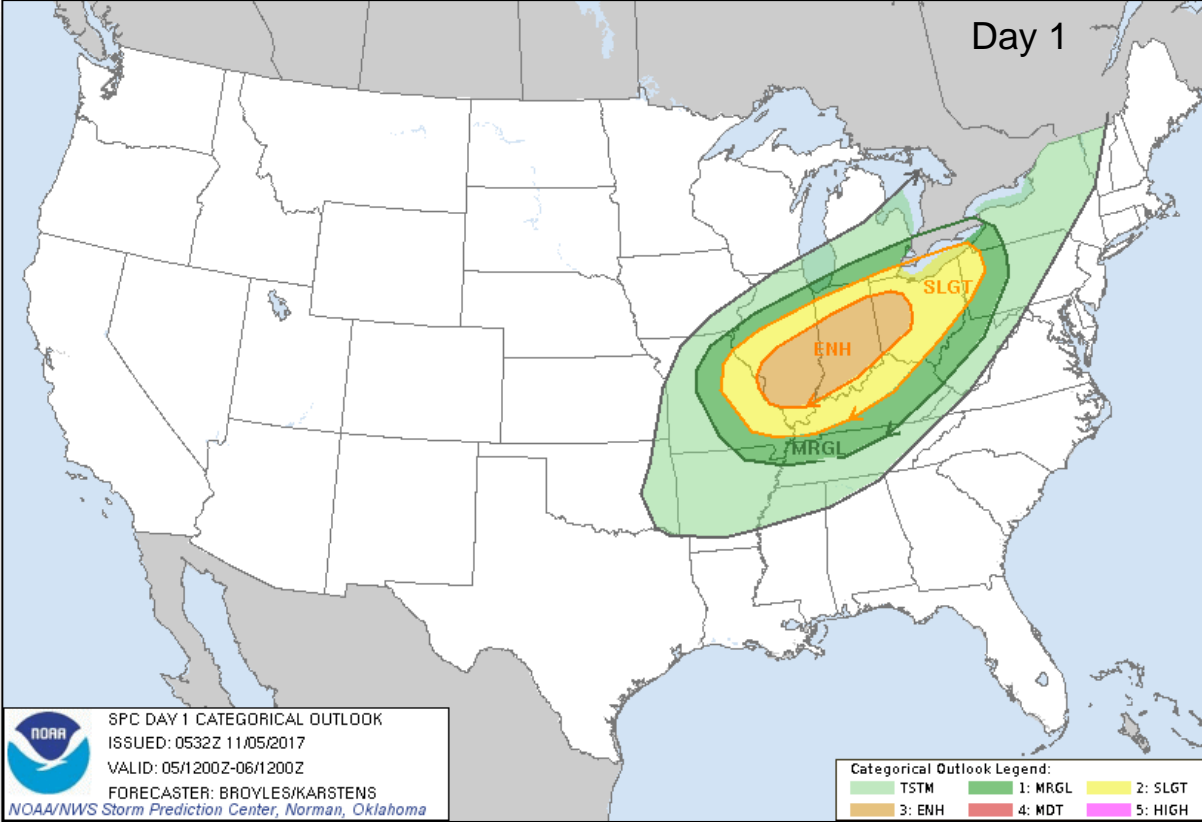


Day 2



Day 3

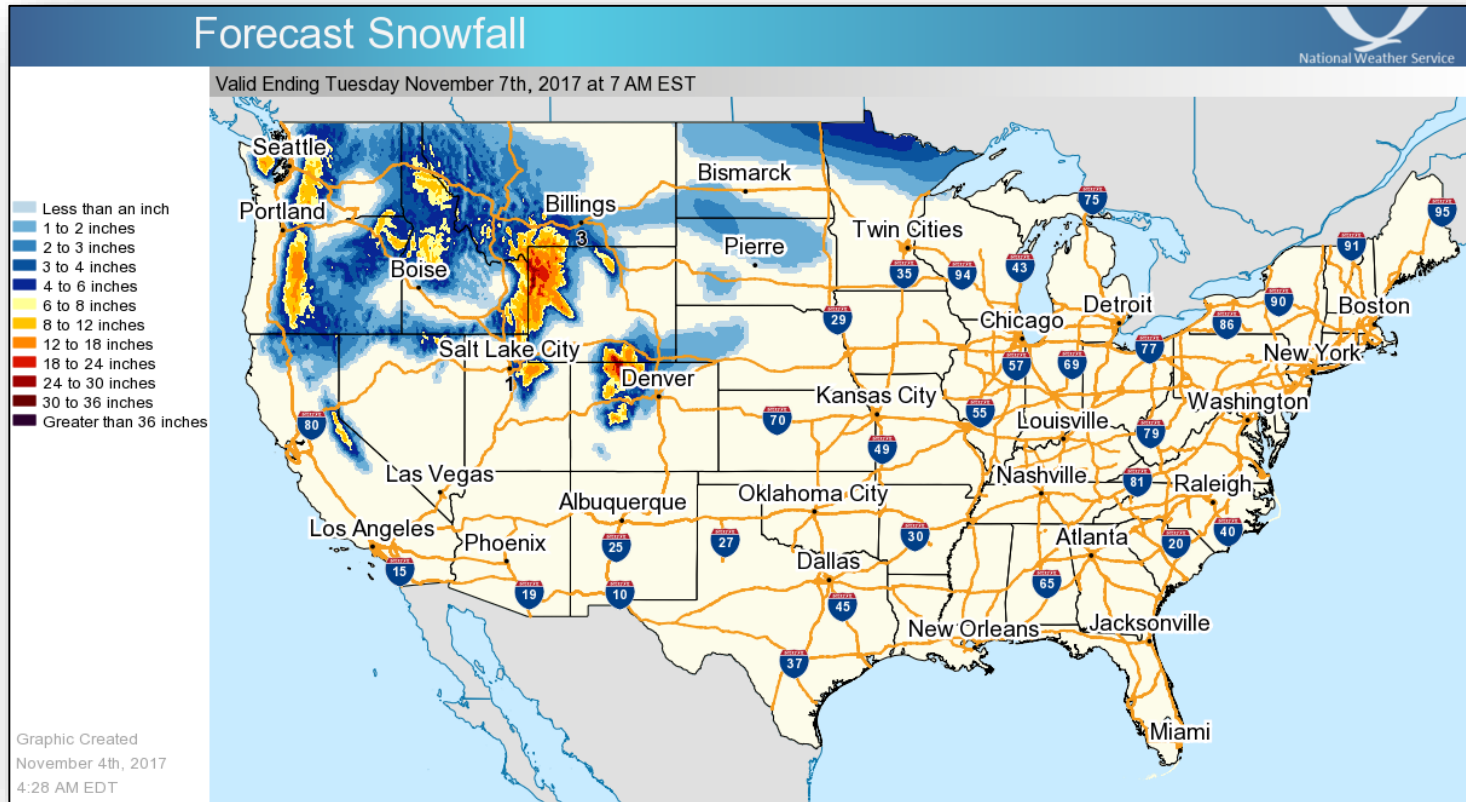
Severe Weather Outlook – Days 1-3



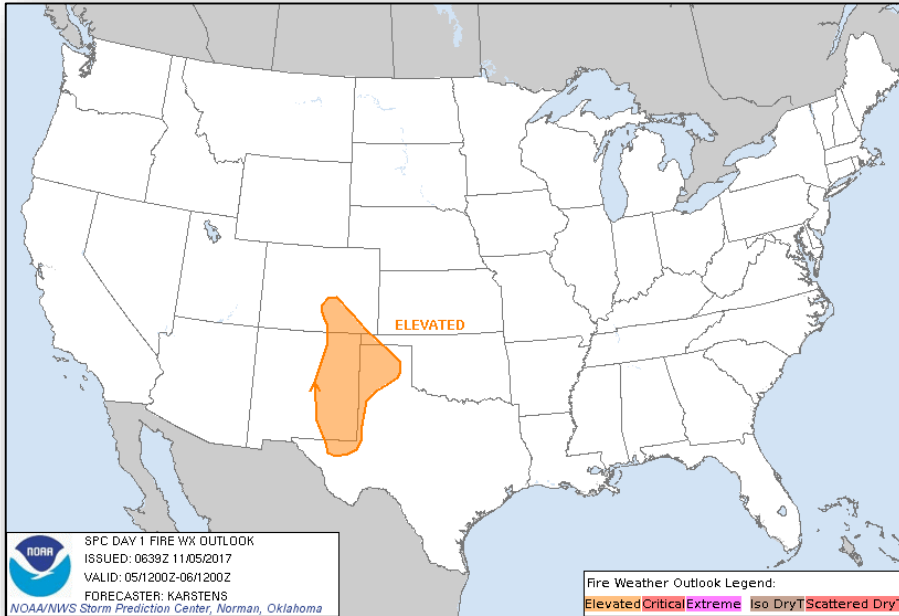
Forecast Snowfall



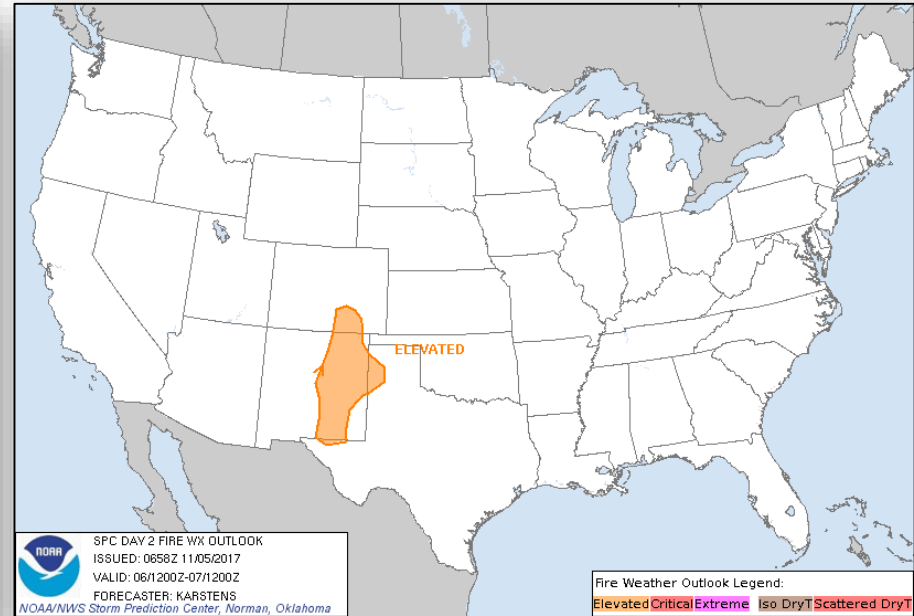
FEMA



Fire Weather Outlook

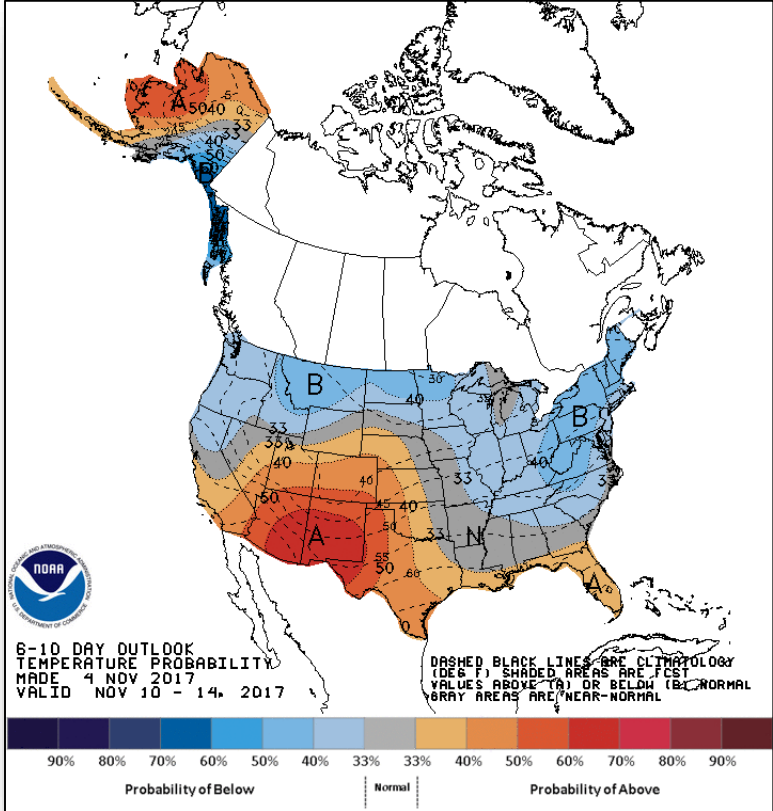


Today

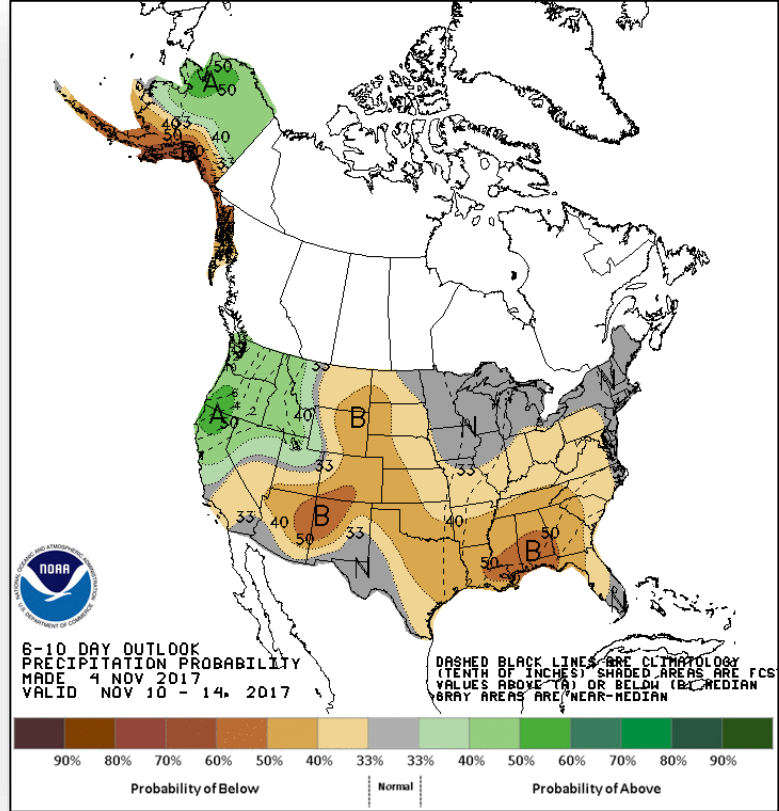


Tomorrow

6-10 Day Outlooks



6-10 Day Temperature Probability



6-10 Day Precipitation Probability

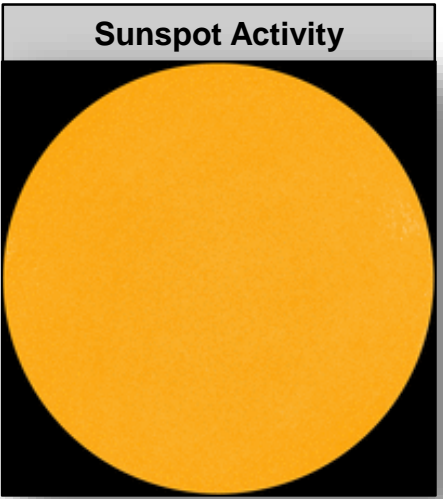

Space Weather



FEMA

| | Space Weather Activity | Geomagnetic Storms | Solar Radiation | Radio Blackouts |
|---------------|------------------------|--------------------|-----------------|-----------------|
| Past 24 Hours | None | None | None | None |
| Next 24 Hours | None | None | None | None |

For further information on NOAA Space Weather Scales refer to <http://www.swpc.noaa.gov/noaa-scales-explanation>



Disaster Requests & Declarations



FEMA

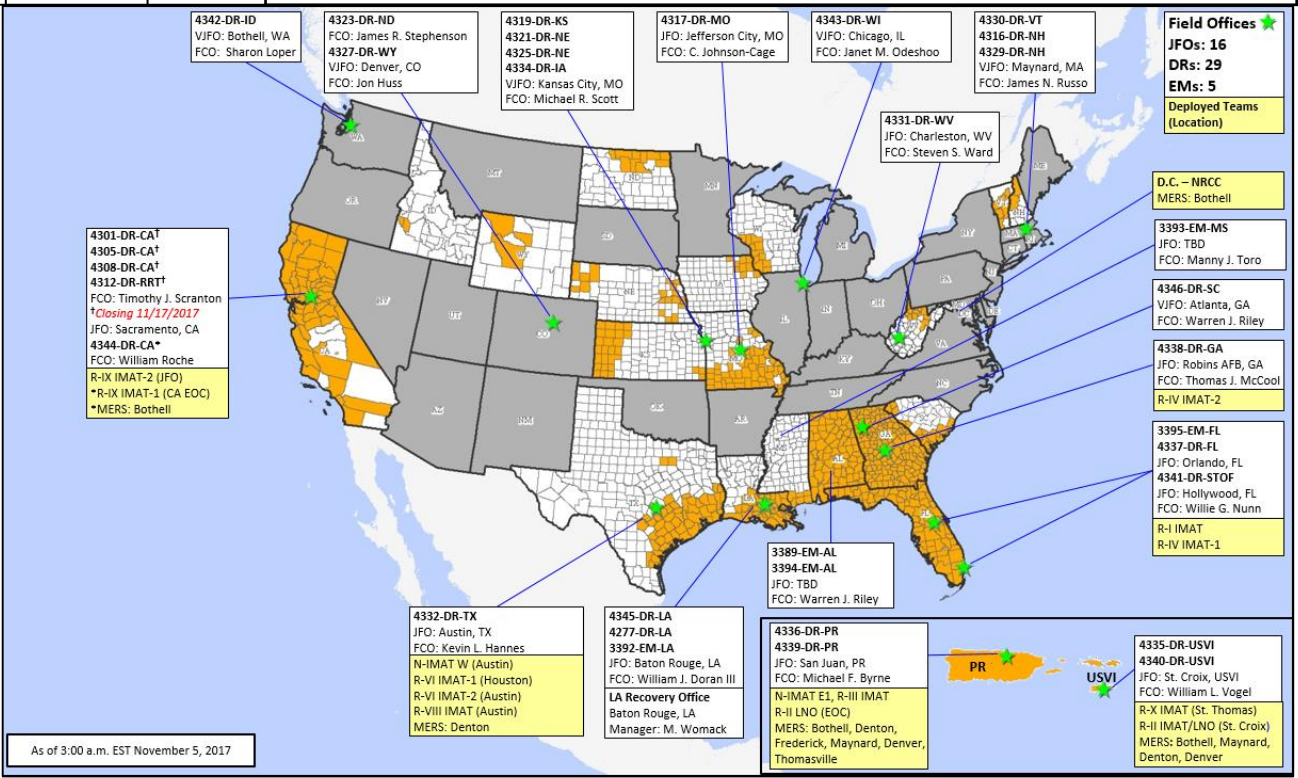
| Declaration Requests in Process | | | | | Requests APPROVED (since last report) | Requests DENIED (since last report) |
|--|----|----|----|------------------|--|--|
| 7 | IA | PA | HM | Date Requested | 0 | 0 |
| NY – DR (Expedited) Flooding | X | X | X | July 6, 2017 | | |
| ND – DR Severe Storm | | X | X | August 24, 2017 | | |
| KS – DR Severe Storms, Straight-line Winds, and Flooding | | X | X | August 31, 2017 | | |
| IL – DR Severe Storms and Flooding | X | | X | August 31, 2017 | | |
| NY – DR Severe Storms, Tornadoes, and Flooding | X | X | X | August 31, 2017 | | |
| MS – DR Hurricane Nate | | X | X | October 27, 2017 | | |
| AL – DR Hurricane Nate | | X | X | October 30, 2017 | | |

Readiness – Deployable Teams and Assets



| Resource | Force Strength | Available | Deployed | Other | Cadres with Less than 25%: DI 11% (13/128), DSA 24% (199/839), EHP 14% (44/320), ER 16% (10/61), FLDR 25% (41/169), FM 21% (61/293), HR 20% (51/253), IT 15% (95/628), LOG 12% (139/1,166), NDRS 25% (46/182), OPS 24% (61/257), PL 23% (98/440), SAF 17% (10/60), SEC 5% (5/97) |
|------------------------|----------------|-----------|----------|-------|--|
| Total Workforce | 11,288 | 2,675 23% | 6,980 | 1,619 | |

| | | |
|--------------------------------------|------------|-----------------------|
| National IMATs* (0 Teams) | East 1: | Deployed |
| | East 2: | Reconstituting |
| | West: | Deployed |
| Regional IMATs (0-3 Teams) | Assigned: | 13 |
| | Available: | 2 |
| | PMC / NMC: | 0 |
| | Deployed: | 11 |
| US&R (>66%) | Assigned: | 28 |
| | Available: | 28 |
| | PMC / NMC: | 0 |
| | Deployed: | 0 |
| MERS (>66%) | Assigned: | 36 |
| | Available: | 25 |
| | NMC: | 0 |
| | Deployed: | 11 |
| FCO (≤1 Type I) | Assigned: | 38 |
| | Available: | 4 |
| | PMC / NMC: | 3 |
| | Deployed: | 31 |
| FDRC (≤1) | Assigned: | 14 |
| | Available: | 1 |
| | PMC / NMC: | 1 |
| | Deployed: | 12 |



*B-2 Status: Assemble ≤ 2 hours, On Site ≤ 18 hours; B-48 Status: Assemble and deploy ≤ 48 hours; Charlie Status: No team assemble time requirement

FEMA Readiness – Activation Teams



| Resource | Status | Total | Status | Activated Team | Activation Level | Activation Times | Reason/Comments |
|-----------|--------|-------|---------------|----------------|--------------------|--|--|
| NWC | | 5 | Steady State | | | | |
| NRCC | | 2 | Activated | Blue | Modified Level III | Monday - Saturday 8:00 a.m. - 6:00 p.m. EST | Response and Recovery Tropical Cyclones Harvey, Irma, and Maria |
| HLT | | 1 | Activated | | | | Hurricane Season |
| RWCs/MOCs | | 10 | Steady State | | | | |
| RRCCs | | 10 | Not Activated | | | | |

Back-up Region: V, VII & VIII



FEMA

FEMA's mission is to support our citizens and first responders to ensure that as a nation we work together to build, sustain, and improve our capability to prepare for, protect against, respond to, recover from, and mitigate all hazards.