



# **FEMA**

## **Daily Operations Briefing**

**Thursday, November 2, 2017**

**8:30 a.m. EDT**

# Significant Activity – Nov 1-2



## **Significant Events:**

- Tropical Cyclones Harvey, Irma, and Maria

## **Tropical Activity:**

- Atlantic – No tropical cyclones expected next 48 hours
- Eastern Pacific – No tropical cyclones expected next 48 hours
- Central Pacific – No tropical cyclones expected next 48 hours
- Western Pacific – No activity affecting U.S. interests

## **Significant Weather:**

- Heavy Snow – Northern Intermountain
- Elevated Fire Weather – NM, TX, & AZ
- Space Weather:
  - Past 24 hours: None
  - Next 24 hours: None

**Earthquake Activity:** No significant activity

## **Declaration Activity:**

- Amendment No. 1 to FEMA-4346-DR-SC

# Tropical Outlook – 48-hour



***Central Pacific***



***Eastern Pacific***



***Atlantic***

# USVI/PR Update



## **U.S. Virgin Islands**

- Shelters: 4 shelters open with 76 (-8) occupants
- Disaster Assistance Registrations: 18.5k

### Power Outages / Restoration:

- Customers with grid power: STT\*: 31.4%; STX: 3.3%; STJ: 12.1%
- VIWAPA estimates 90% to be restored by late December

### Communications:

- 52.9% (+2.5%) cell sites operational; 88% of population has coverage
- Cell tower restoration continues for remaining tower sites

### Health & Medical:

- STT: Mobile medical facility operational
- STX: Gov. Juan Luis partially open; Charles Harwood Facility closed

Water Restoration: Boil water advisory remains in effect territory-wide

## **FEMA Response**

- NRCC: Modified Level III (Monday – Saturday; day shift only)
- National IMAT East-1 & Region III IMAT deployed to PR
- FEMA Region II & X IMATs deployed to USVI
- MERS teams deployed to USVI & PR

\*STT: St. Thomas

STX: St. Croix

STJ: St. John

## **Puerto Rico**

- Shelters: 74 (-1) shelters open with 3,234 (-70) occupants
- Disaster Assistance Registrations: over 1m

### Power Outages / Restoration

- 34.1% (+1%) of normal peak load has been restored
- PREPA estimating 95% to be restored by December 15

### Communications:

- 44.8% (+3%) of cell towers are operational
- Coverage available to 86% of population
- Mobile Emergency Response Support (MERS) assisting National Weather Service to install Weather Alerting equipment

### Health & Medical:

- 66 of 68 hospitals open (48 on grid; 19 on generator; 1 with no power)

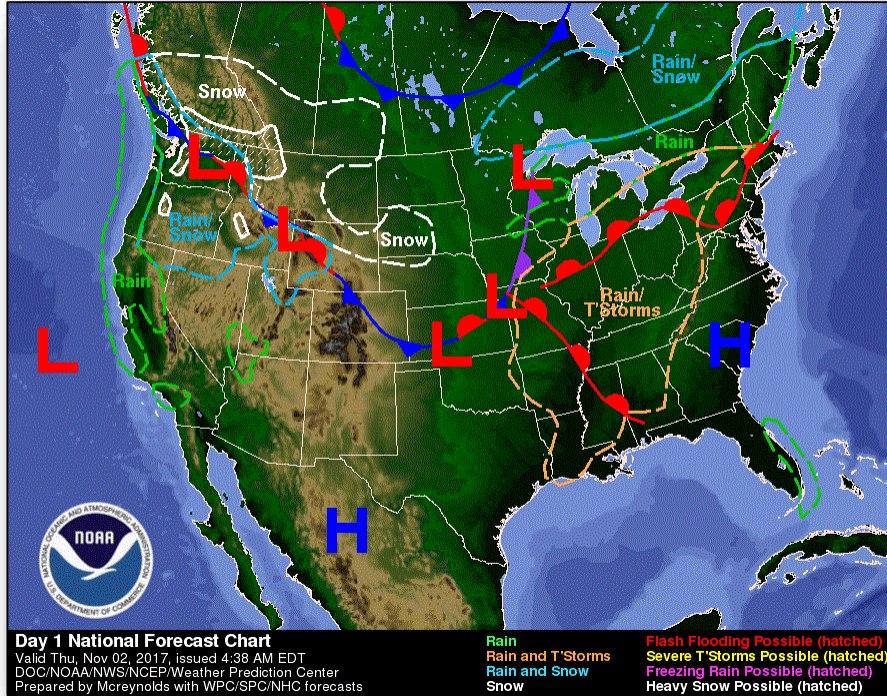
### Water Restoration

- 82% (+2%) of PRASA customers have potable water
- 90 of 115 PRASA drinking water treatment plants are operational
- 42 of 51 PRASA waste water treatment plants are operational
- Boil water advisory remains in effect territory-wide

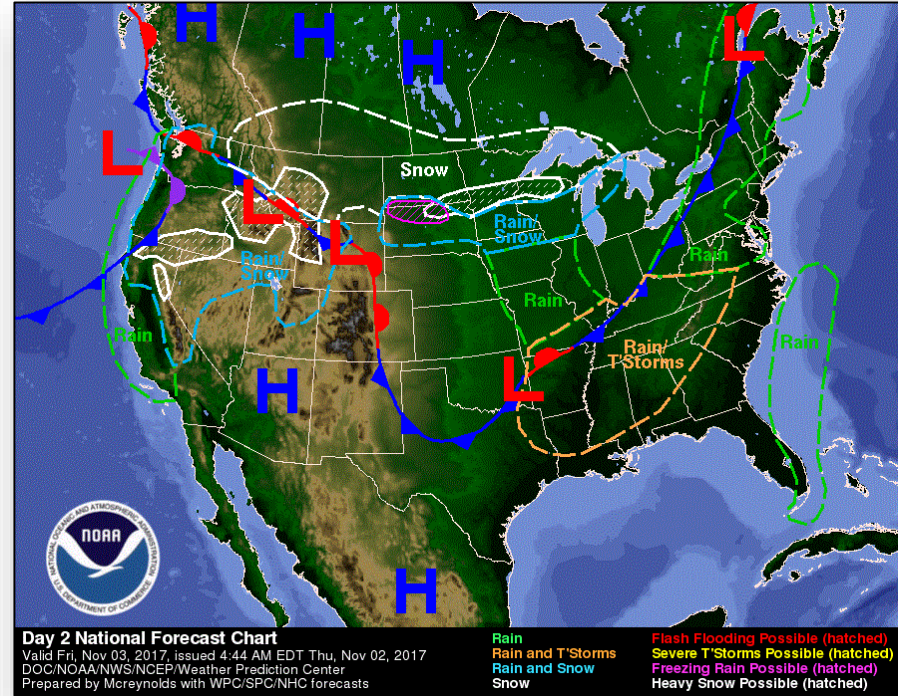
### Guajataca Dam

- Dam level is 9.8 feet below spillway (target for repairs: 17 feet)
- Flash Flood Warning remains in effect

# National Weather Forecast



*Today*

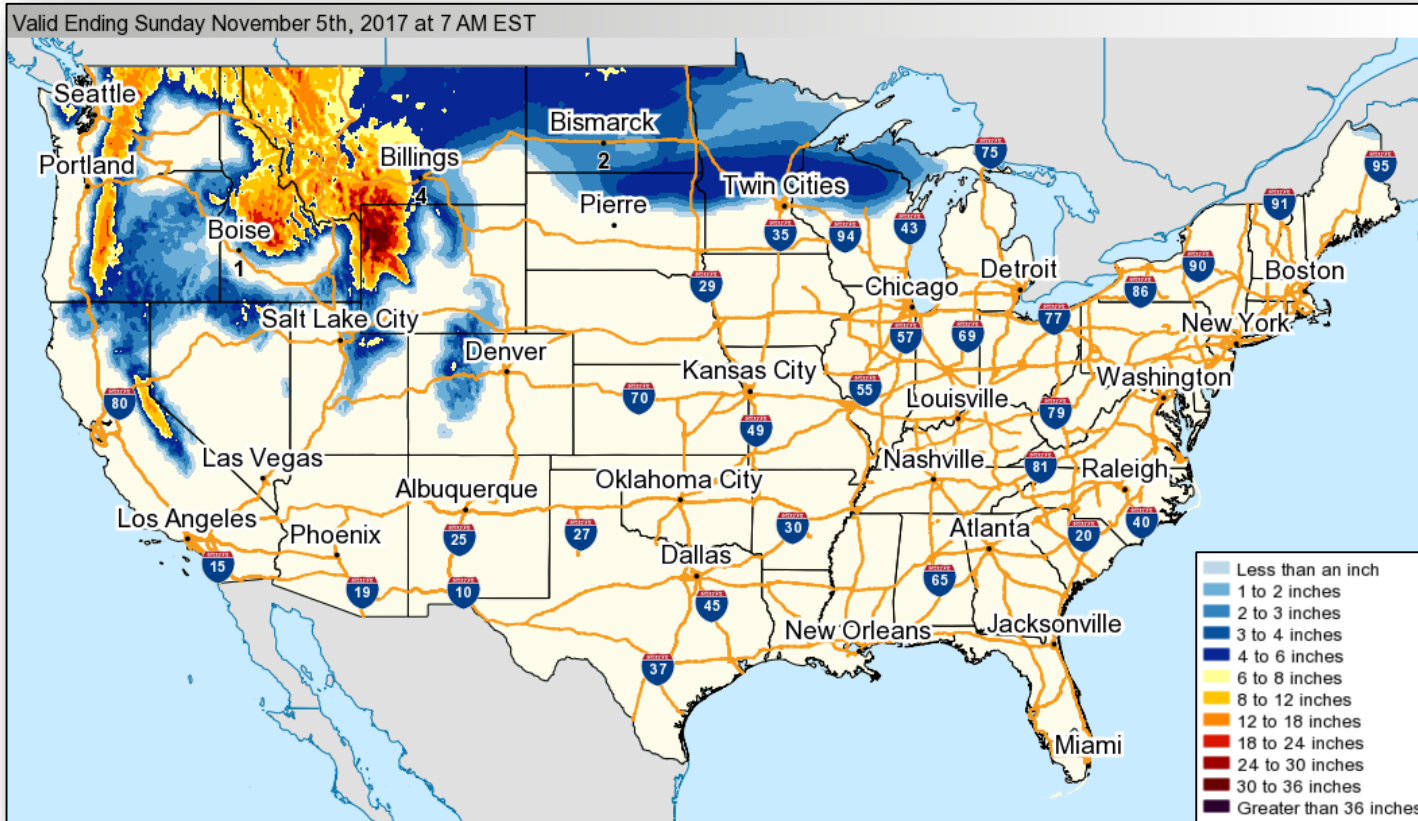


*Tomorrow*

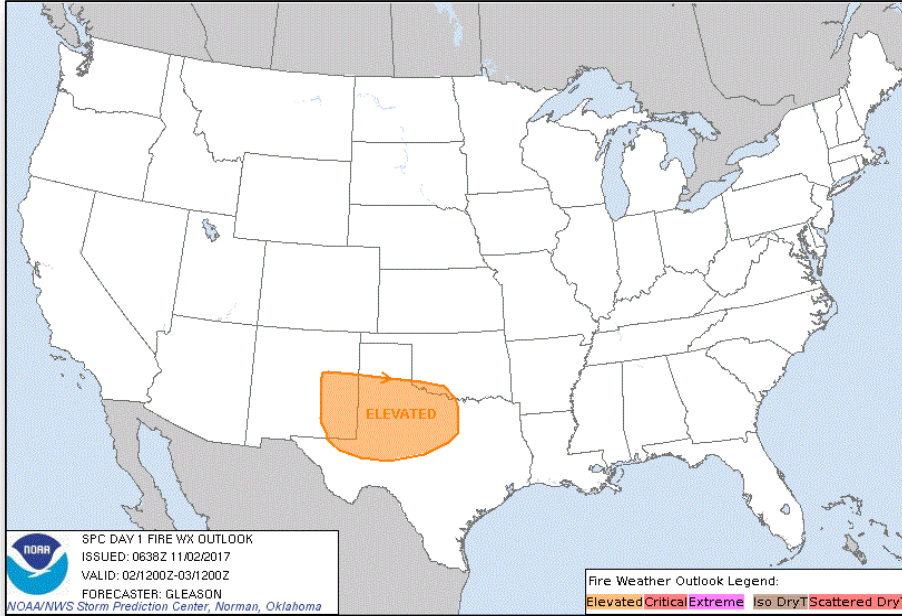
# Forecast Snowfall



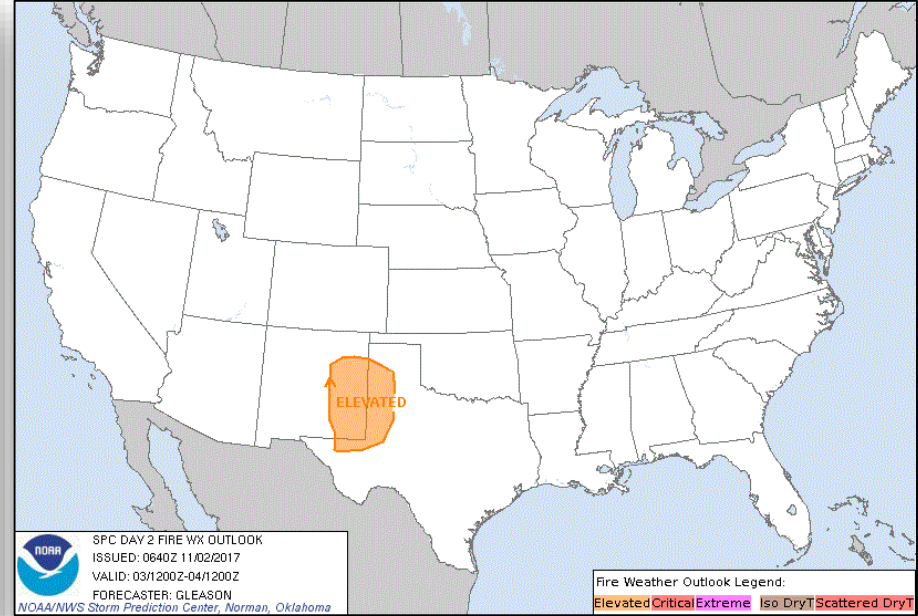
FEMA



# Fire Weather Outlook



**Today**

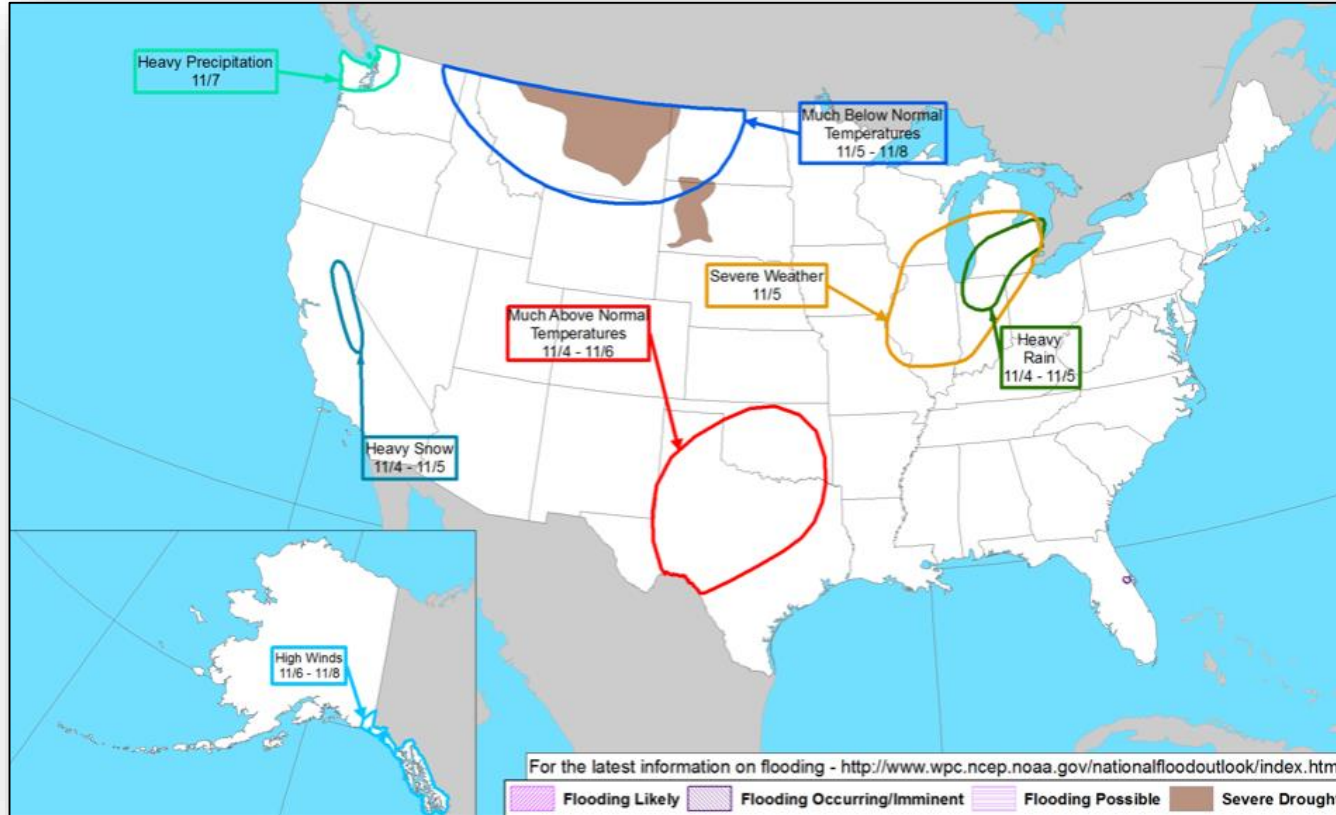


**Tomorrow**

# Hazards Outlook – November 4-8



FEMA





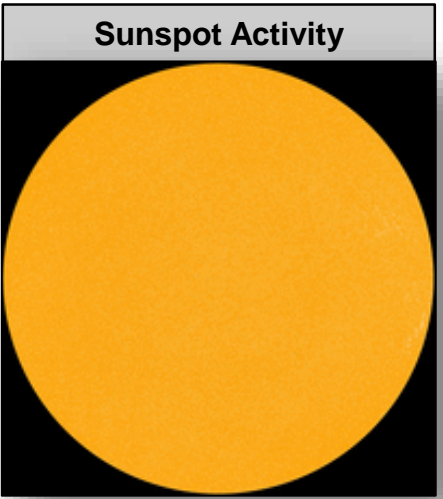

# Space Weather



FEMA

	Space Weather Activity	Geomagnetic Storms	Solar Radiation	Radio Blackouts
Past 24 Hours	None	None	None	None
Next 24 Hours	None	None	None	None

For further information on NOAA Space Weather Scales refer to <http://www.swpc.noaa.gov/noaa-scales-explanation>



# Disaster Amendments



Amendment	Effective Date	Action
No. 1 to FEMA-4346-DR-SC	November 1, 2017	Adds 3 counties for Public Assistance and 27 counties for Emergency Protective measures (Category B) of the Public Assistance program

# Disaster Requests & Declarations



FEMA

Declaration Requests in Process					Requests APPROVED (since last report)	Requests DENIED (since last report)
7	IA	PA	HM	Date Requested	0	0
NY – DR (Expedited) Flooding	X	X	X	July 6, 2017		
ND – DR Severe Storm		X	X	August 24, 2017		
KS – DR Severe Storms, Straight-line Winds, and Flooding		X	X	August 31, 2017		
IL – DR Severe Storms and Flooding	X		X	August 31, 2017		
NY – DR Severe Storms, Tornadoes, and Flooding	X	X	X	August 31, 2017		
MS – DR Hurricane Nate		X	X	October 27, 2017		
AL – DR Hurricane Nate		X	X	October 30, 2017		

# Readiness – Deployable Teams and Assets



Resource	Force Strength	Available	Deployed	Other	<b>Cadres Less than 25%:</b> DI 11% (13/128), DSA 21% (172/839), EHP 16% (52/320), ER 13% (8/61), FM 19% (56/293), HR 20% (50/253), IT 14% (87/628), LOG 13% (149/1,161), NDRS 24% (45/182), PL 22% (95/440), SAF 18% (11/60), SEC 5% (5/97)
<b>Total Workforce</b>	11,298 ▲	2,628 ▲ 23%	7,049 ▲	1,621	
<b>National IMATs*</b> (0 Teams)	East 1:	<b>Deployed</b>		4342-DR-ID VJFO: Bothell, WA FCO: Sharon Loper  4323-DR-ND FCO: James R. Stephenson  4327-DR-WY VJFO: Denver, CO FCO: Jon Huss  4319-DR-KS 4321-DR-NE 4325-DR-NE 4334-DR-IA VJFO: Kansas City, MO FCO: Michael R. Scott  4317-DR-MO JFO: Jefferson City, MO FCO: C. Johnson-Cage  4343-DR-WI VJFO: Chicago, IL FCO: Janet M. Odeshoo  4330-DR-VT 4316-DR-NH 4329-DR-NH VJFO: Maynard, MA FCO: James N. Russo  4331-DR-WV JFO: Charleston, WV FCO: Steven S. Ward  4344-DR-CA* FCO: William Roche 4301-DR-CA 4305-DR-CA 4308-DR-CA 4312-DR-RT JFO: Sacramento, CA FCO: Timothy J. Scranton  R-IX IMAT-2 (JFO) *R-IX IMAT-1 (CA EOC) *MERS: Denver, Bothell	<b>Field Offices</b> ★ JFOs: 16 DRs: 29 EMs: 5 Deployed Teams (Location)
	East 2:	<b>Avail: Nov 6</b>			
	West:	<b>Deployed</b>			
<b>Regional IMATs</b> (0-3 Teams)	Assigned:	13			
	Available:	2			
	PMC / NMC:	0			
<b>US&amp;R</b> (>66%)	Assigned:	28			
	Available:	28			
	PMC / NMC:	0			
<b>MERS</b> (>66%)	Assigned:	36			
	Available:	25			
	NMC:	0			
<b>FCO</b> (≤1 Type I)	Assigned:	38			
	Available:	3			
	PMC / NMC:	3			
<b>FDRC</b> (≤1)	Assigned:	14			
	Available:	1			
	PMC / NMC:	1			
	Deployed:	12			

As of 8:00 a.m. EDT November 2, 2017

\*B-2 Status: Assemble ≤ 2 hours, On Site ≤ 18 hours; B-48 Status: Assemble and deploy ≤ 48 hours; Charlie Status: No team assemble time requirement

# FEMA Readiness – Activation Teams



Resource	Status	Total	Status	Activated Team	Activation Level	Activation Times	Reason/Comments
NWC		5	Steady State				
NRCC		2	Activated	Blue	Modified Level III	Monday - Saturday 8:00 a.m. - 6:00 p.m. EDT	Response and Recovery Tropical Cyclones Harvey, Irma, and Maria
HLT		1	Activated				Hurricane Season
RWCs/MOCs		10	Steady State				
RRCCs		10	Not Activated				

Back-up Region: V, VII & VIII



# FEMA

**FEMA's mission is to support our citizens and first responders to ensure that as a nation we work together to build, sustain, and improve our capability to prepare for, protect against, respond to, recover from, and mitigate all hazards.**