



# **FEMA**

## **Daily Operations Briefing**

**Tuesday, July 4, 2017**

**8:30 a.m. EDT**

# Significant Activity – July 3-4



**Significant Events:** None

**Tropical Activity:**

- Atlantic – Disturbance 1: High (80%)
- Eastern Pacific – Disturbance 1: High (70%); Disturbance 2: High (70%); Disturbance 3: Low (20%)
- Central Pacific – No tropical cyclones expected next 48 hours
- Western Pacific – No activity affecting U.S. interests

**Significant Weather:**

- Flash flooding possible for portions of Southern Plains, and the Middle/Lower Mississippi valleys
- Elevated Fire Weather conditions for portions of CA, OR, & NV
- Red Flag Warnings for portions of OR and CA
- Space Weather – Past 24 hours: Minor, Radio blackouts reaching the R1 level occurred; Next 24 hours: None

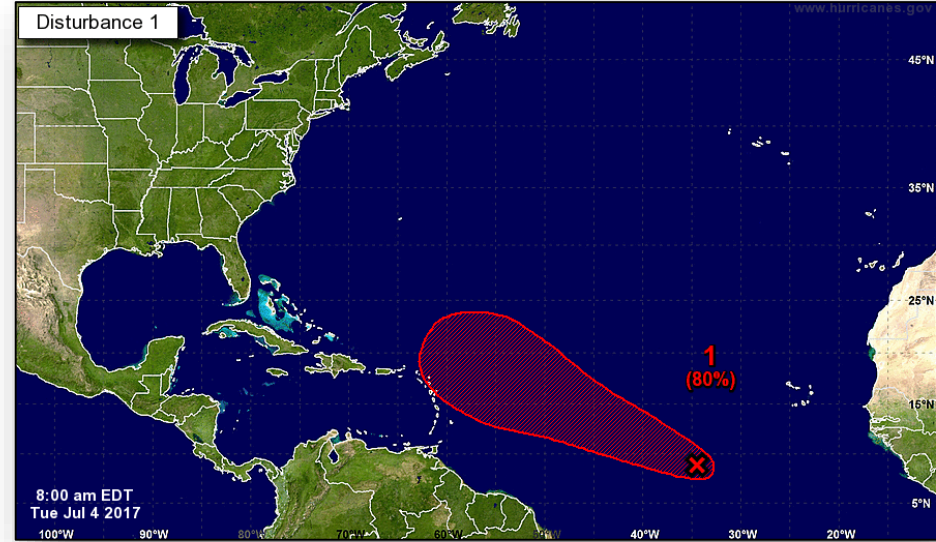
**Earthquake Activity:** No significant activity

**Declaration Activity:** None

# Tropical Outlook – Atlantic

## Disturbance 1 (94L) (as of 8:00 a.m. EDT)

- Located 800 miles WSW of the Cabo Verde Islands
- Moving WNW 10-15 mph
- Development likely; a tropical depression/storm could form today
- Formation chance through 48 hours: High (70%)
- Formation chance through 5 days: High (80%)



# Tropical Outlook – Eastern Pacific



## Disturbance 1 (as of 8:00 a.m. EDT)

- Located 500 miles S of Baja California, Mexico
- May become depression today or tomorrow
- Formation chance through 48 hours: High (70%)
- Formation chance through 5 days: High (70%)

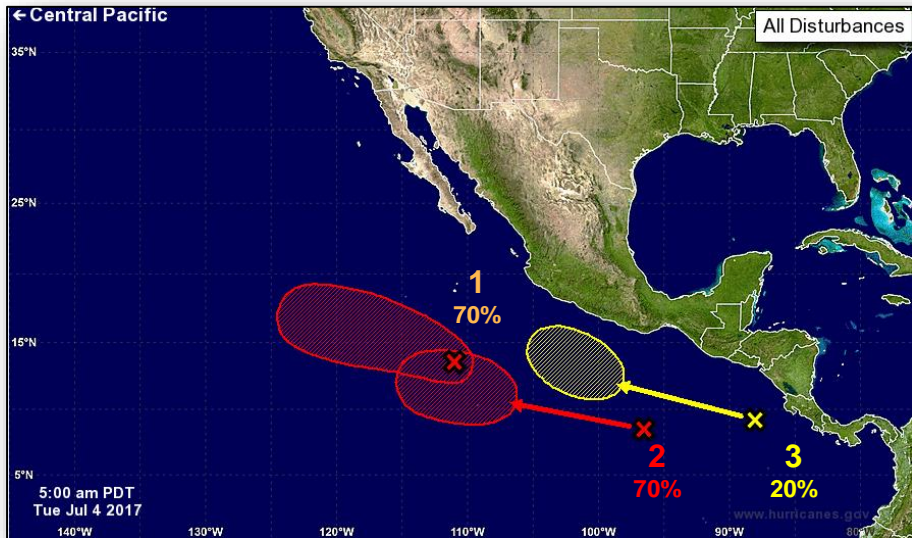
## Disturbance 2 (as of 8:00 a.m. EDT)

- Located several hundred miles SSE of the Acapulco
- Moving W at 10 mph
- Formation chance through 48 hours: Low (near 0%)
- Formation chance through 5 days: High (70%)

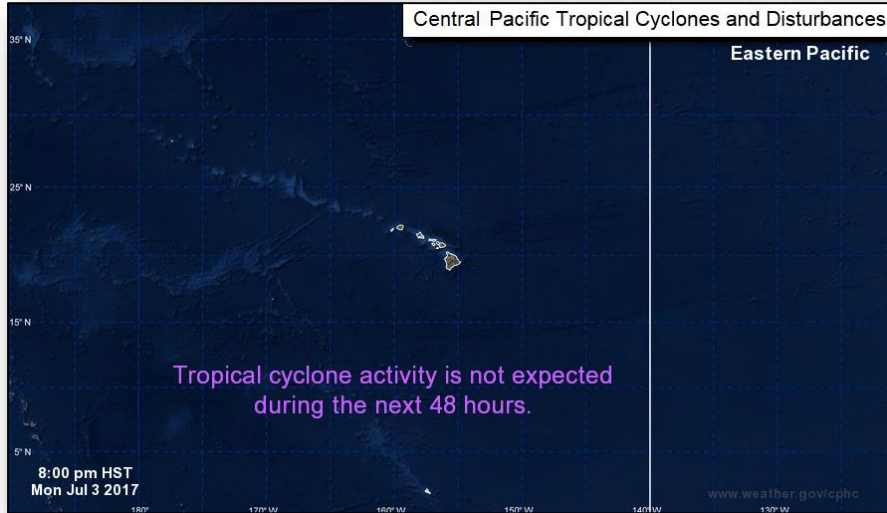
## Disturbance 3 (as of 8:00 a.m. EDT)

- Located hundreds of miles S of El Salvador
- Moving W-WNW
- Formation chance through 48 hours: Low (near 0%)
- Formation chance through 5 days: Low (20%)

Based on current warnings, there is no threat to the U.S.



# Tropical Outlook – Central Pacific



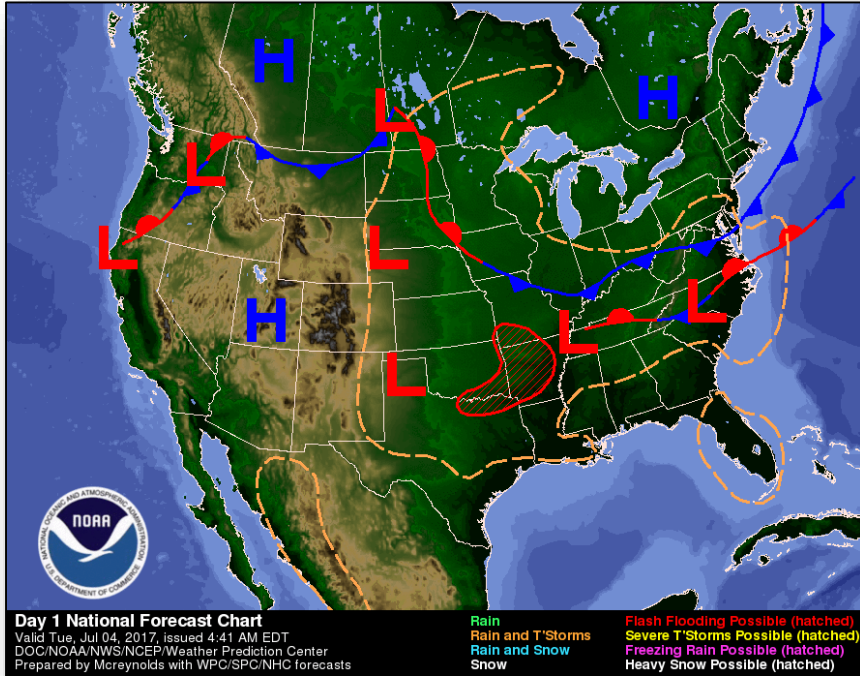
**48 Hour Outlook**



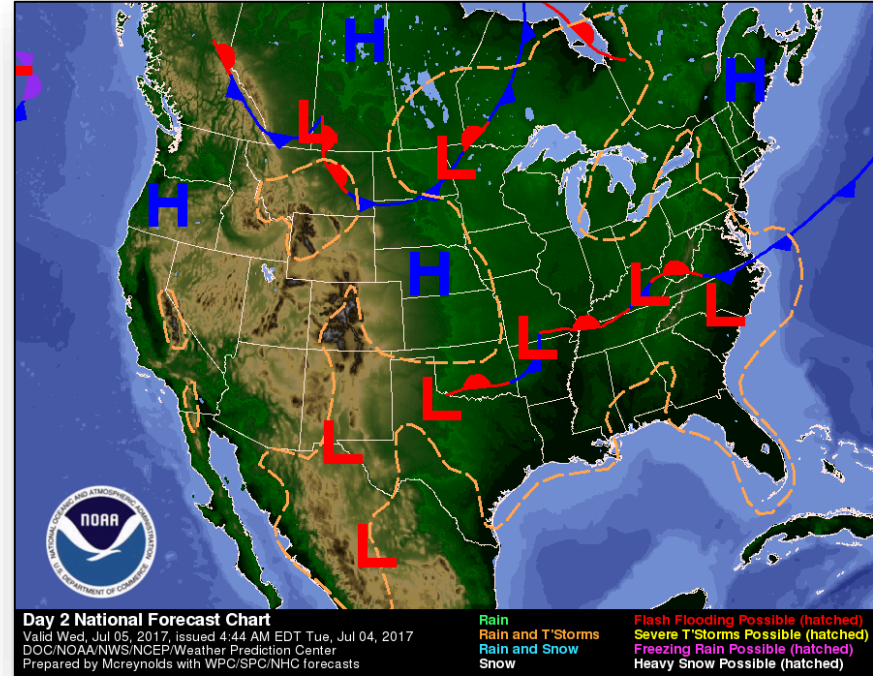
**5 Day Outlook**



# National Weather Forecast

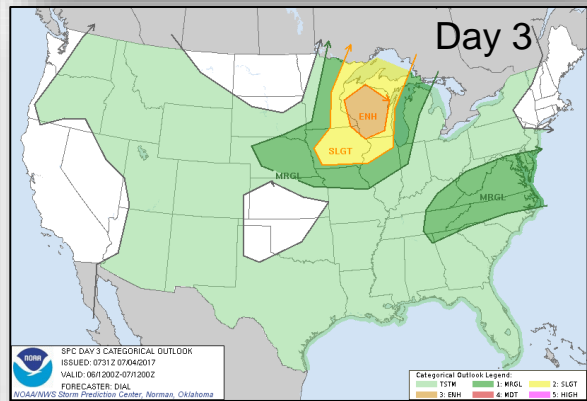
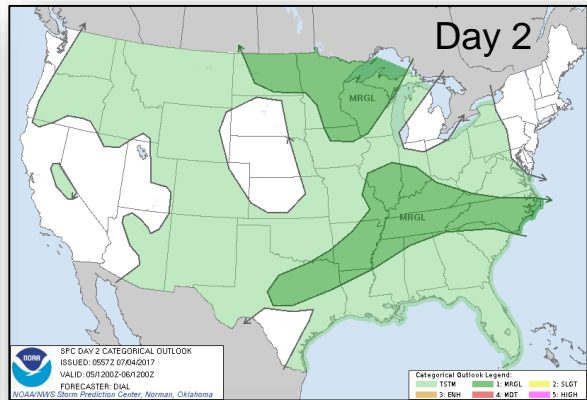
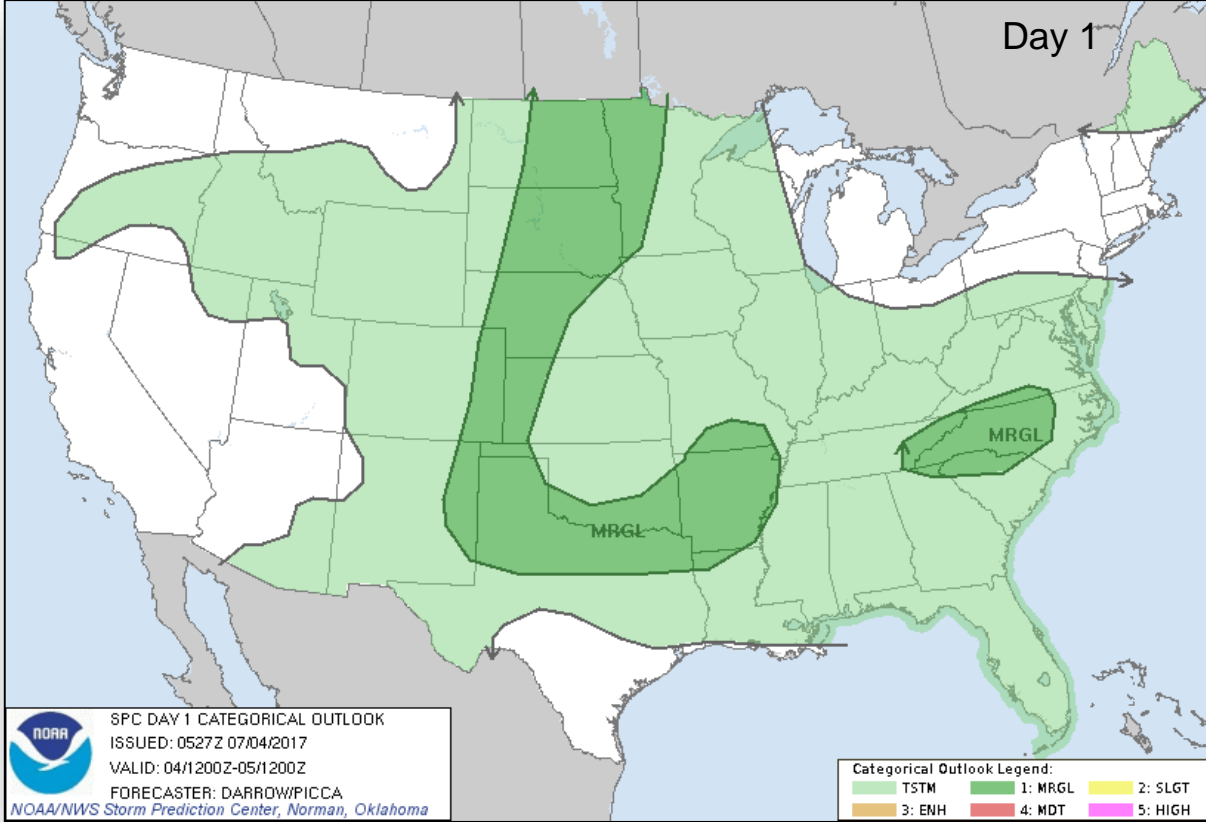


*Today*

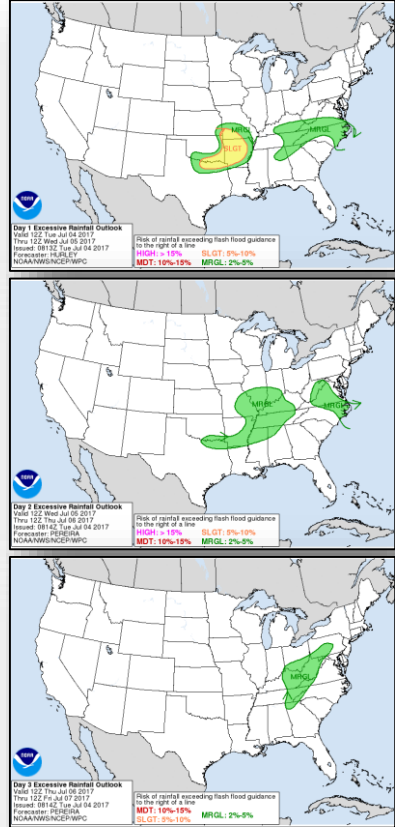
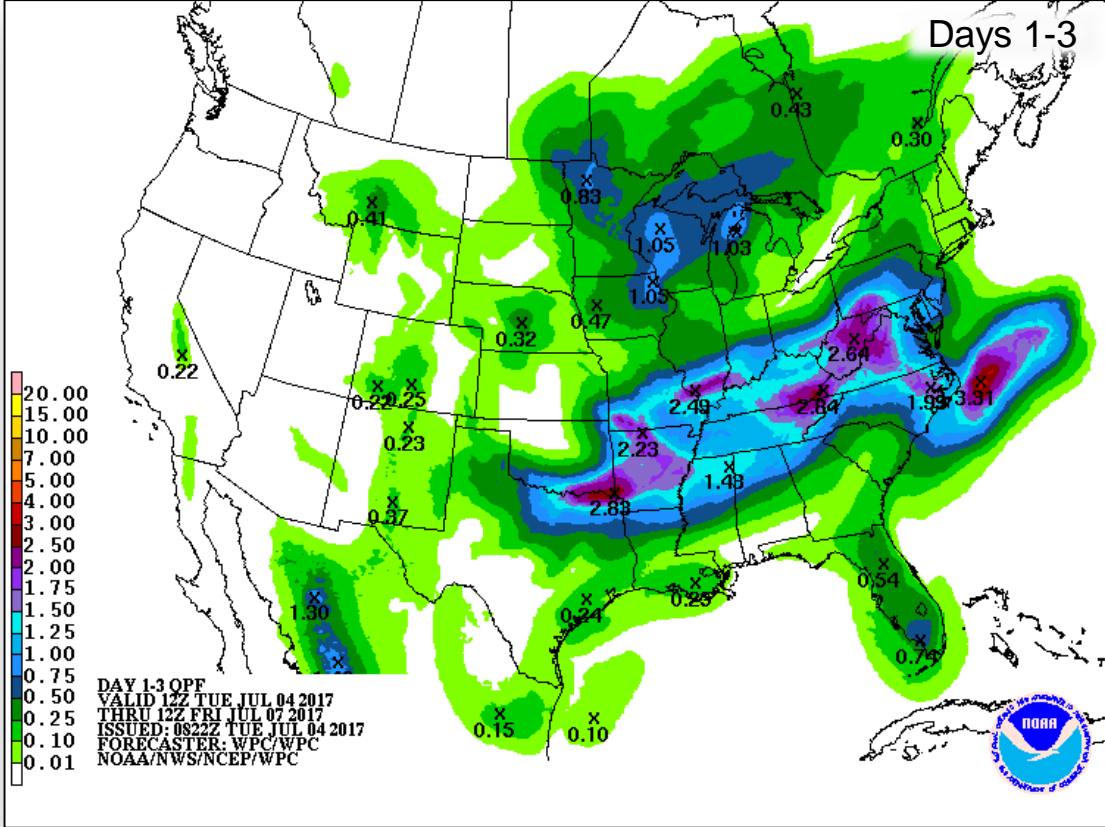


*Tomorrow*

# Severe Weather Outlook – Days 1-3

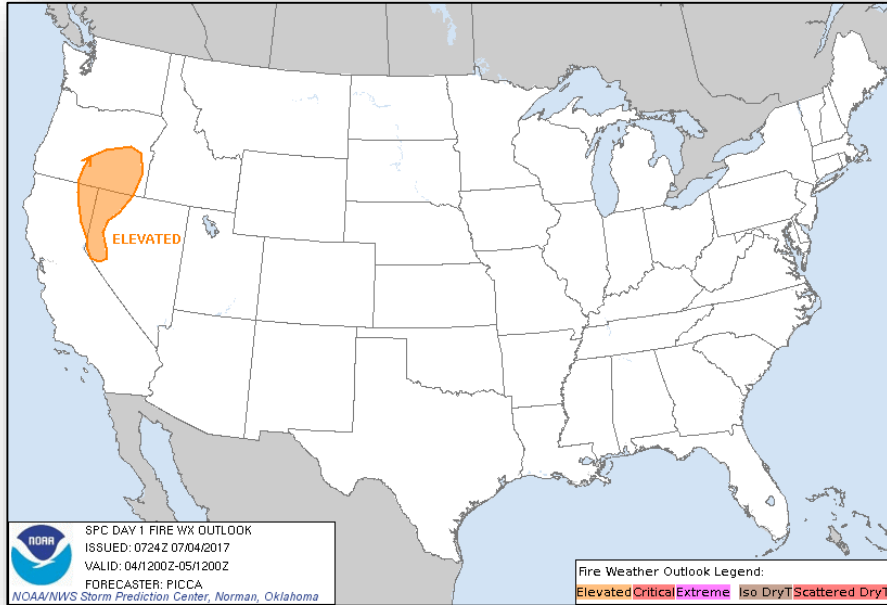


# Precipitation Forecast / Flash Flood Risk

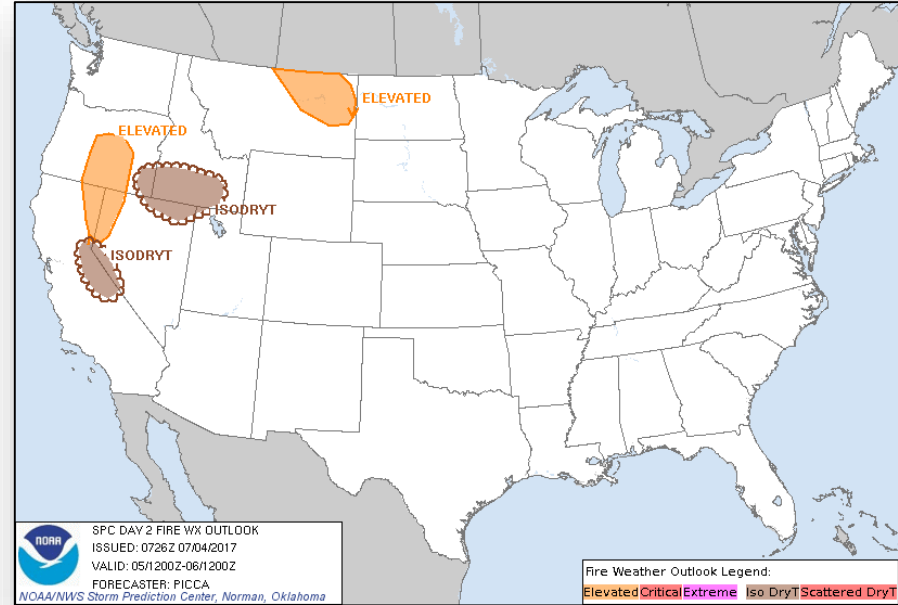




# Fire Weather Outlook



*Today*

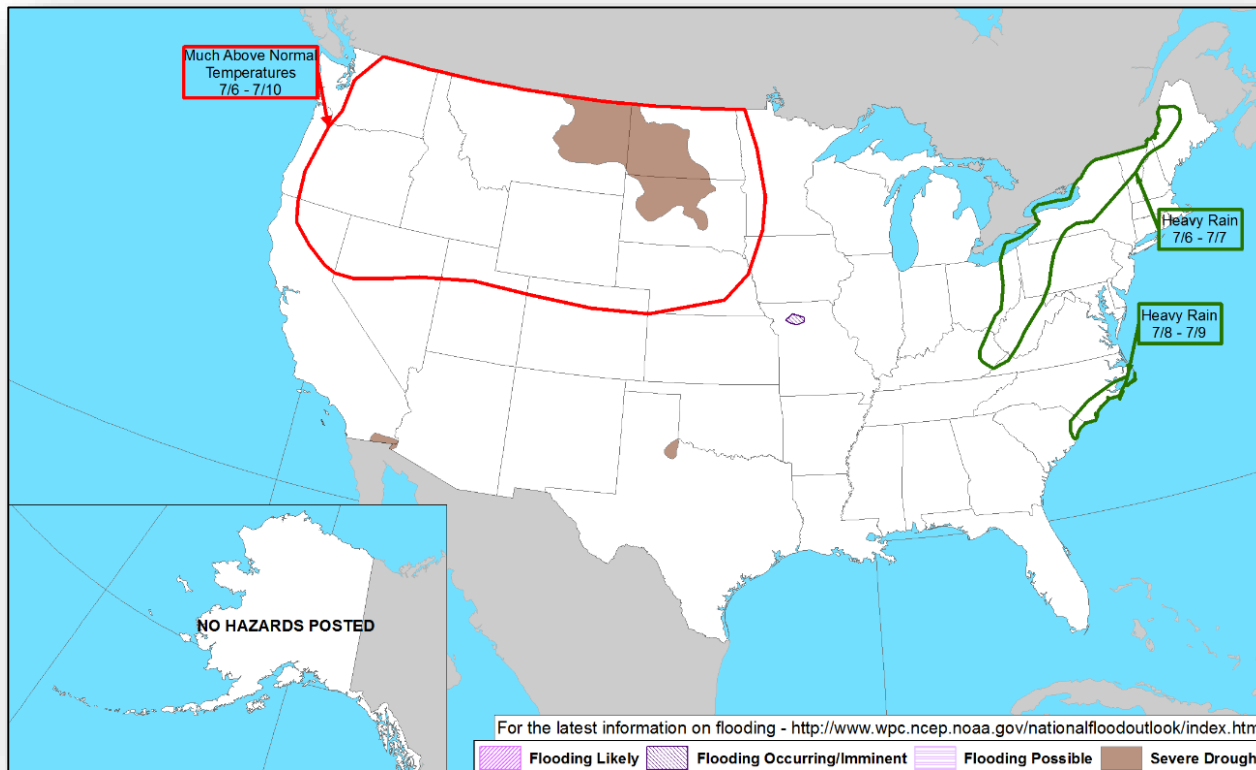


*Tomorrow*

# Hazards Outlook – July 6 - 10



FEMA



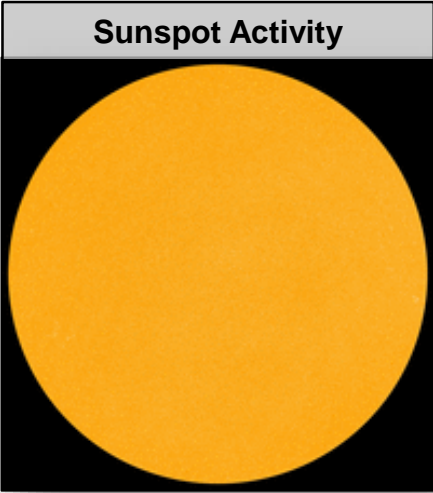

# Space Weather



FEMA

	Space Weather Activity	Geomagnetic Storms	Solar Radiation	Radio Blackouts
Past 24 Hours	Minor	None	None	R1
Next 24 Hours	None	None	None	None

For further information on NOAA Space Weather Scales refer to <http://www.swpc.noaa.gov/noaa-scales-explanation>



# Joint Preliminary Damage Assessments



FEMA

Region	State / Location	Event	IA/PA	Number of Counties		Start – End
				Requested	Completed	
V	Michigan	Torrential Rains and Flooding Jun 23, 2017	IA	4	0	Jul 6 – TBD
			PA	4	0	Jul 6 – TBD
VII	Nebraska	Severe Storms, Tornadoes, & High Winds Jun 12-17, 2017	IA	0	0	N/A
			PA	17	17	Jun 26 – Jul 3

# Disaster Requests & Declarations



**FEMA**

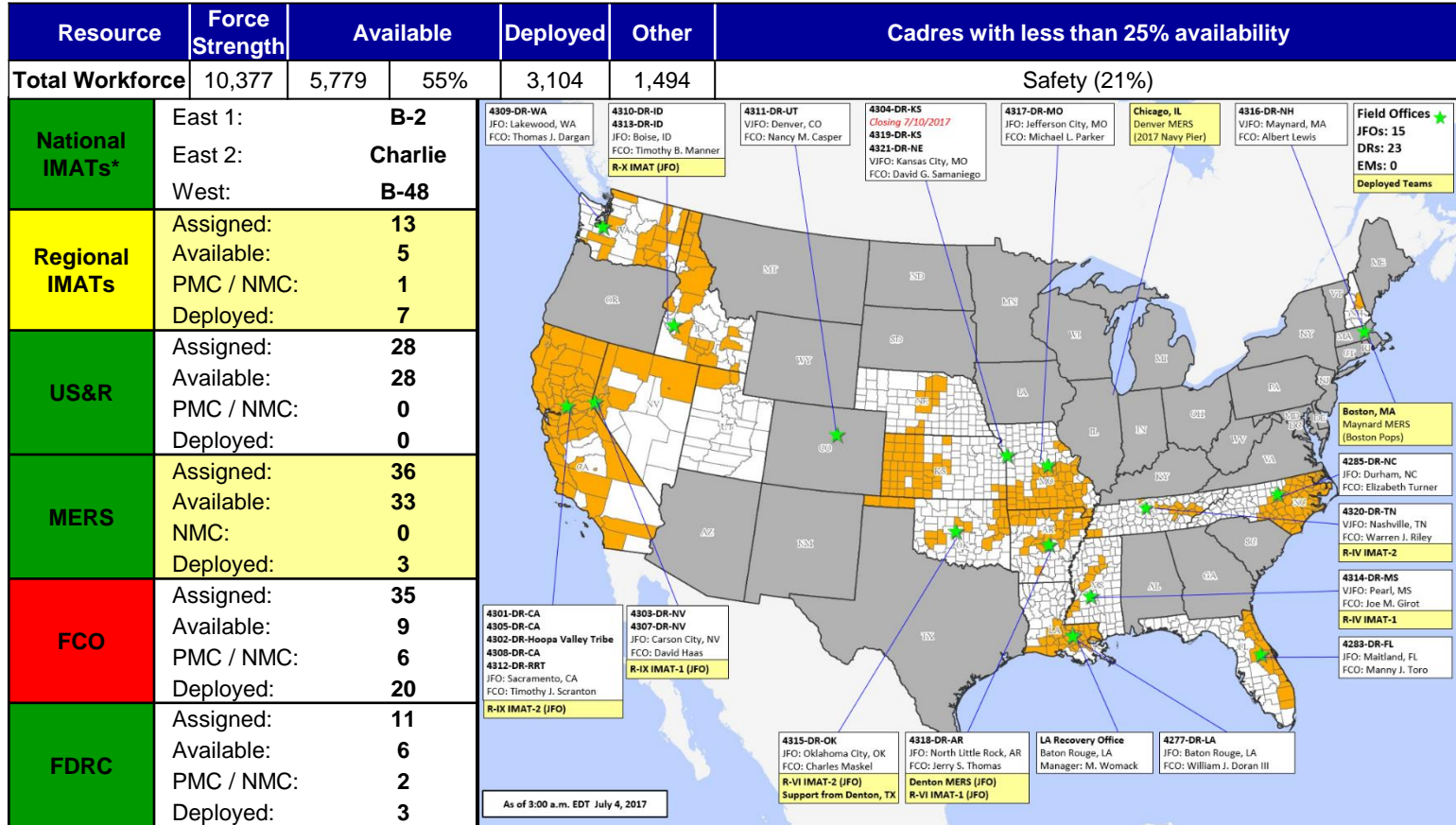
<b>Declaration Requests in Process</b>		<b>Requests APPROVED (since last report)</b>	<b>Requests DENIED (since last report)</b>
<b>3</b>	<b>Date Requested</b>	<b>0</b>	<b>0</b>
NY – DR Severe Winter Storm and Snowstorm	May 29, 2017		
ND – DR Flooding	June 5, 2017		
OR – DR (Appeal) Severe Winter Storm	June 9, 2017		



# Readiness – Deployable Teams and Assets



FEMA



\*B-2 Status: Assemble ≤ 2-hrs, On Site ≤ 18-hrs; B-48 Status: Assemble and deploy ≤ 48hrs; Charlie Status: No team assemble time requirement

# Readiness – Activation Teams



Resource	Status	Total	Status	Activated Team	Activation Level	Activation Times	Reason/Comments
NWC		5	Not Activated				
NRCC		2	Not Activated				NRCS Gold Team – July primary
HLT		1	Activated				
RWCs/MOCs		10	Not Activated				
RRCCs		10	Not Activated				

Back-up Regions (July 2-9): **I, II, III, and VIII**

# Public Assistance Grant Program

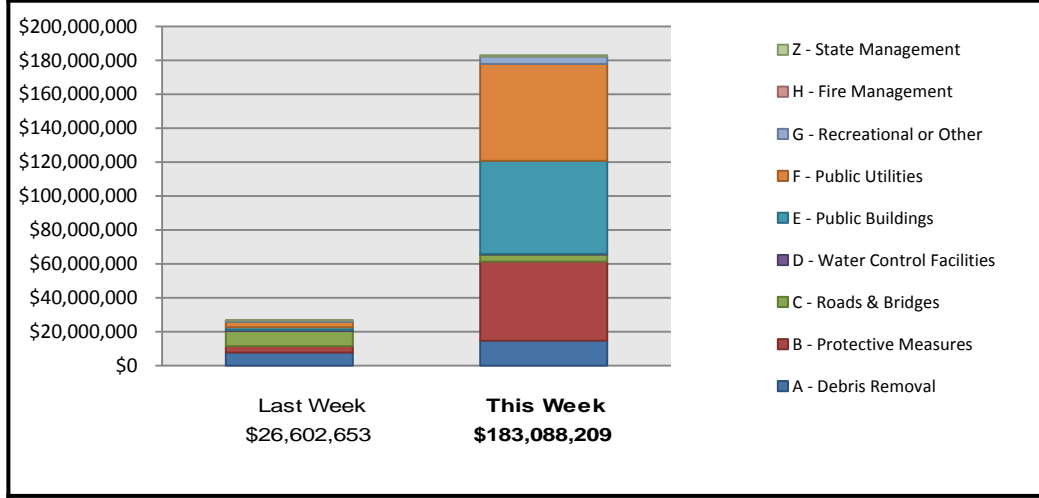


FEMA

## PA Project Worksheets Obligated in past week, as of 07/03/17 at 1500 EDT

PA Category	Emergency Work		Permanent Work					H - Fire Management	Z - State Management	Total
	A - Debris Removal	B - Protective Measures	C - Roads & Bridges	D - Water Control Facilities	E - Public Buildings	F - Public Utilities	G - Recreational or Other			
Number Of PWS Obligated	45	93	29	3	42	25	19	0	2	258
Federal Share Obligated	\$14,646,857	\$46,750,414	\$3,981,061	\$403,448	\$54,948,916	\$57,208,449	\$4,344,815	\$0	\$804,249	<b>\$183,088,209</b>

## Public Assistance Obligated per Category In the Past 2 Weeks – 06/9/2017 through 07/03/2017



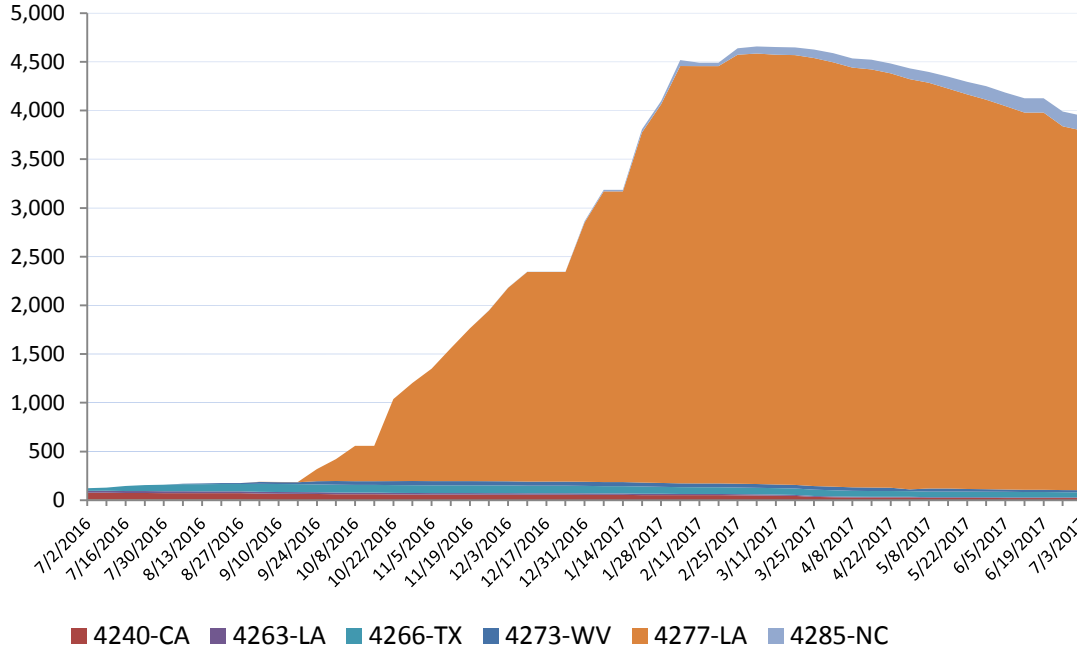
## PA Highlights

- None

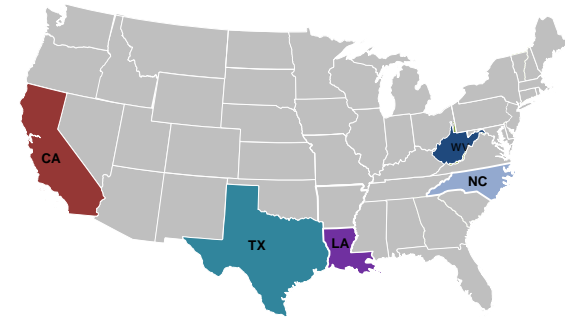
# Direct Housing



**Total Households in FEMA Direct Housing per State**  
 Past Year per Week, 07/02/2016 – 07/03/2017, There are currently **3,947** Households  
 Occupying **3,947** Temporary Units



DR	IA Declaration Date	Program End Date	Current # of Households in Direct Housing (Weekly Change)
4240-CA	9/22/2015	3/22/2017	22 (0)
4263-LA	3/13/2016	9/13/2017	6 (-1)
4266-TX	3/19/2016	9/19/2017	53 (-1)
4273-WV	6/25/2016	12/26/2017	22 (0)
4277-LA	8/14/2016	2/14/2018	3692 (-42)
4285-NC	10/10/2016	4/10/2018	152 (0)



States with Currently Occupied Units

# NPSC Activity



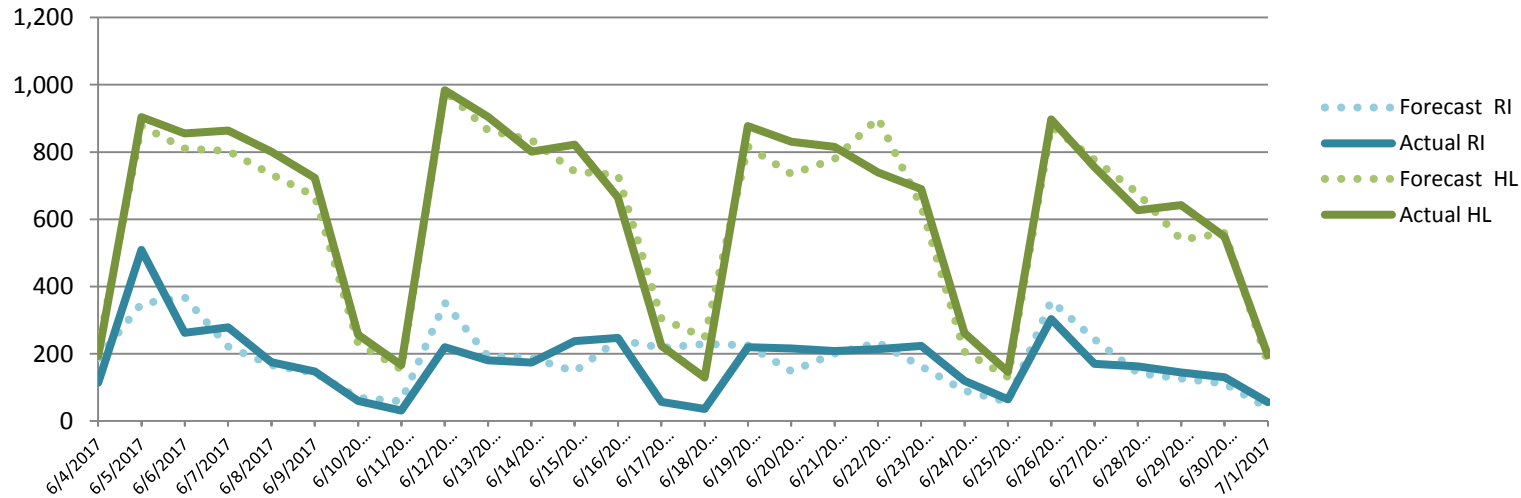
## NPSC Call Activity in the Past Week

6/25/2017 through 7/01/2017

Call Type	Projected Calls	Actual Calls	Average Speed of Answer	Maximum Delay Time
<b>Registration Intake:</b>	1,074	1,029	:12	2:32
<b>Helpline:</b>	3,734	3,811	:12	1:31
<b>Combined:</b>	<b>4,808</b>	<b>4,840</b>	<b>:12</b>	<b>2:32</b>

## NPSC Call Forecasting and Actual Calls Over the Past 4 Weeks

06/04/2017 through 07/01/2017



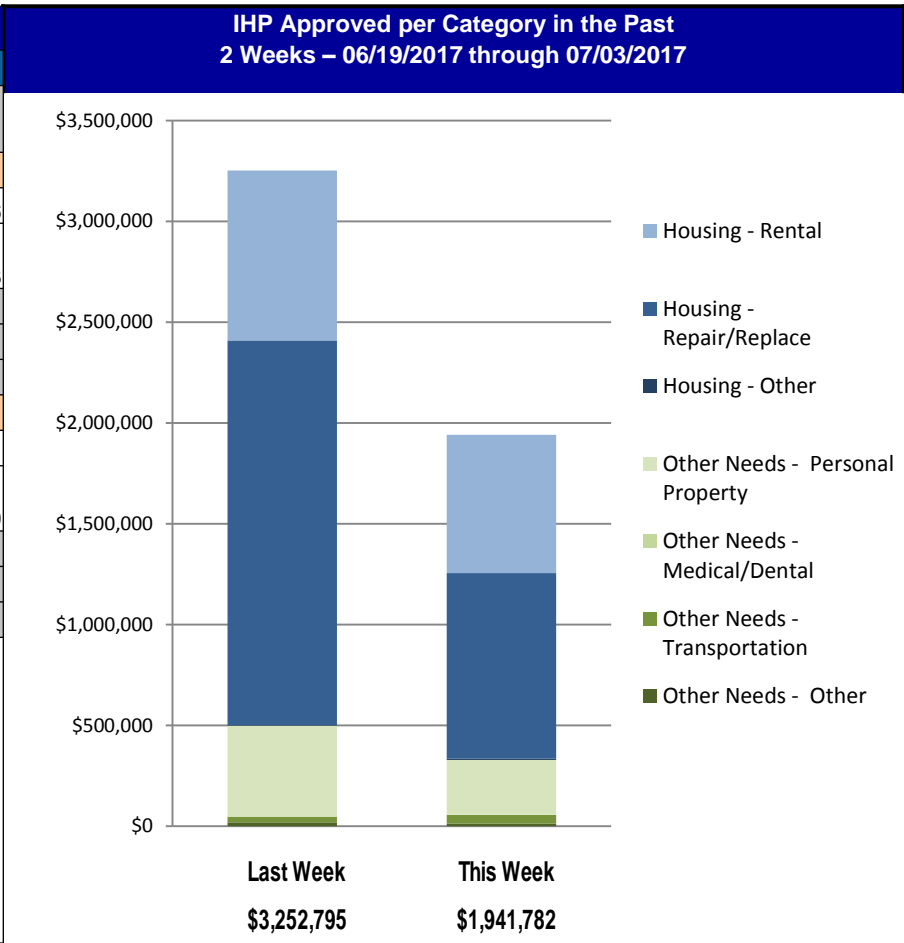
**2** Disaster with a Currently Open Registration Period



# Individual Assistance Activity



	Individuals and Households Program Activity As Of: 7/3/17				
	In Past 7 Days		Cumulative		
	Applicants Approved	Amount Approved	Applicants Approved	Amount Approved	
Open Registration Period	4317-MO Declared 06-02-2017 End Of Reg Period 08-01-2017				
	Housing Assistance	143	\$599,678.64	1,446	\$8,298,328.56
	Other Needs Assistance	56	\$161,144.34	534	\$1,677,453.93
	<b>Total IHP</b>	<b>\$760,822.98</b>		<b>\$9,975,782.49</b>	
	<b>Average IHP</b>			<b>\$6,407</b>	
	<b>Total Max Grants</b>			<b>58</b>	
	4318-AR Declared 06-15-2017 End Of Reg Period 08-14-2017				
	Housing Assistance	157	\$503,229.93	461	\$2,038,655.91
	Other Needs Assistance	70	\$108,220.94	225	\$461,500.39
	<b>Total IHP</b>	<b>\$611,450.87</b>		<b>\$2,500,156.30</b>	
<b>Average IHP</b>			<b>\$4,883</b>		
<b>Total Max Grants</b>			<b>0</b>		
Other IHP Active	15 Declarations IHP Programmatically Open - Closed Registration *				
	Housing Assistance	166	\$510,025.97		
	Other Needs Assistance	32	\$59,482.25		
	<b>Total IHP</b>	<b>\$569,508.22</b>			
	<b>Total IHP Approved in Past Week</b>	<b>\$1,941,782.07</b>			





# FEMA

**FEMA's mission is to support our citizens and first responders to ensure that as a nation we work together to build, sustain, and improve our capability to prepare for, protect against, respond to, recover from, and mitigate all hazards.**