



FEMA

Daily Operations Briefing

Tuesday, June 27, 2017

8:30 a.m. EDT

Significant Activity – June 26-27



Significant Events: None

Tropical Activity:

- Atlantic – Disturbance 1: Low (near 0%)
- Eastern Pacific – Hurricane Dora, Disturbance 1: Low (near 0%)
- Central Pacific – No tropical cyclones expected next 48 hours
- Western Pacific – No activity affecting U.S. interests

Significant Weather:

- Severe thunderstorms possible – Northern and Central Plains
- Elevated/Critical Fire Weather – CA, NV, AZ, NM, UT, CO, WY, NE and SD
- Isolated dry thunderstorms – UT, CO, WY, NE and SD
- Red Flag Warnings: CA, AZ, UT, and CO
- Space Weather – Past 24 hours: none observed; next 24 hours: none predicted

Earthquake Activity: No significant activity

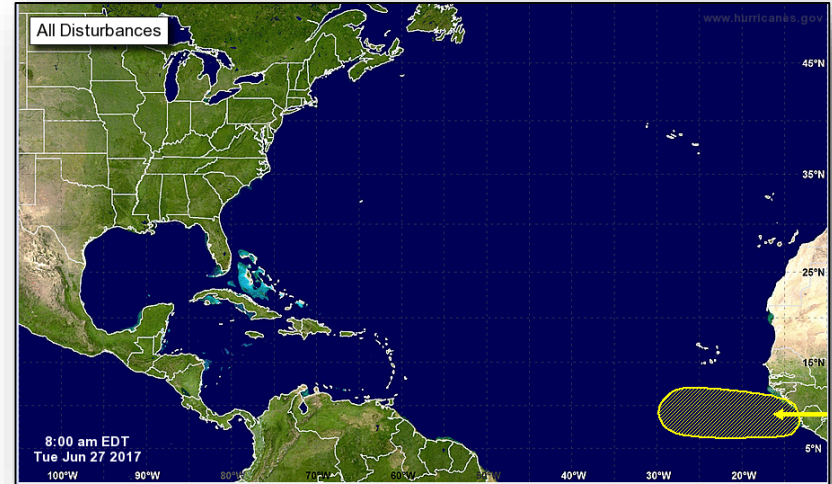
Declaration Activity: Major Disaster Declaration approved - Nebraska

Tropical Outlook – Atlantic



Disturbance 1 (As of 8:00 a.m. EDT)

- Tropical wave over Africa is forecast to emerge into the far eastern Atlantic Ocean on Wed
- Some development is possible later this week before conditions become unfavorable for development over the weekend
- Formation chance through 48 hours: Low (near 0%)
- Formation chance through 5 days: Low (20%)



Tropical Outlook – Eastern Pacific



Hurricane Dora (Advisory #10 as of 5:00 a.m. EDT)

- Located 285 miles S of southern tip of Baja California, Mexico
- Moving WNW at 12 mph
- This general motion expected today and Wed with turn W expected by Thu
- Maximum sustained winds 80 mph
- Weakening expected next couple of days
- Could become a remnant low by Thu
- No threat to U.S. or U.S. territories

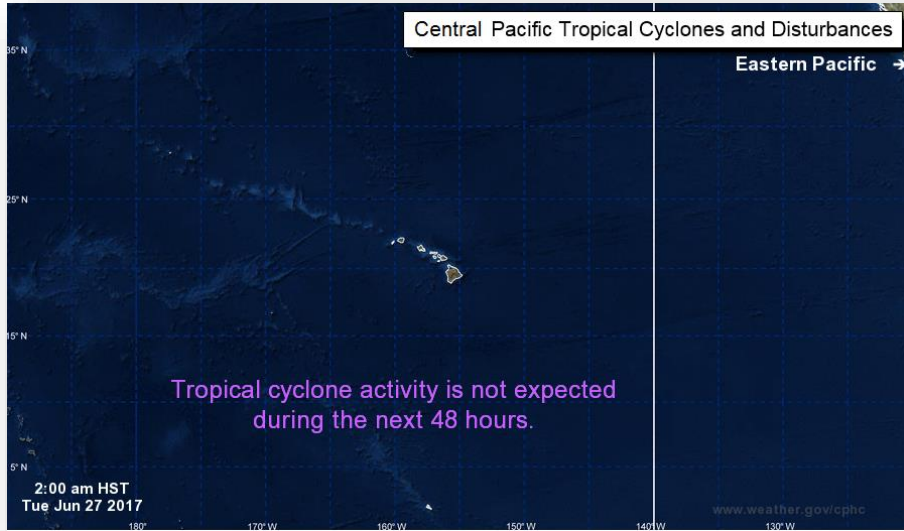


Disturbance 1 (As of 8:00 a.m. EDT)

- Expected to form later this week a few hundred miles south of southern coast of Mexican
- Moving WNW
- Some development possible over the weekend
- Formation chance through 48 hours: Low (near 0%)
- Formation chance through 5 days: Low (30%)



Tropical Outlook – Central Pacific

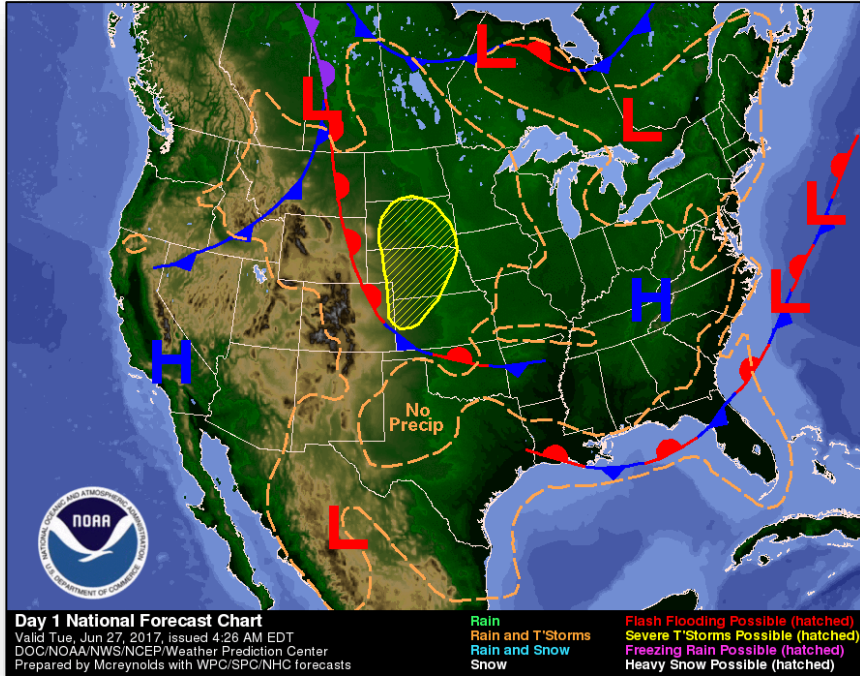


48 Hour Outlook

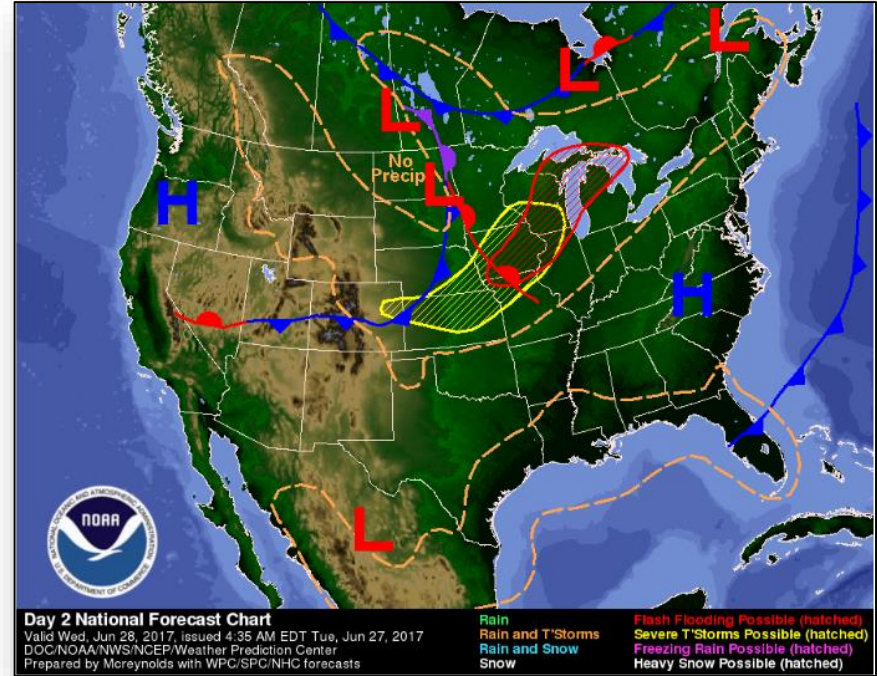


5 Day Outlook

National Weather Forecast

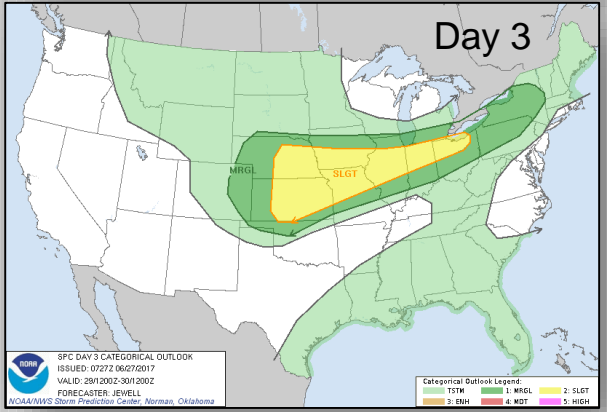
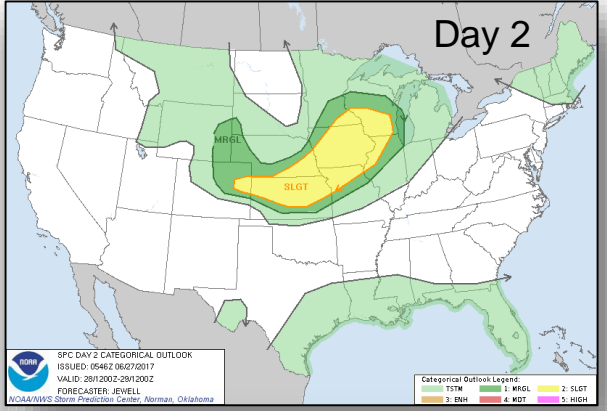
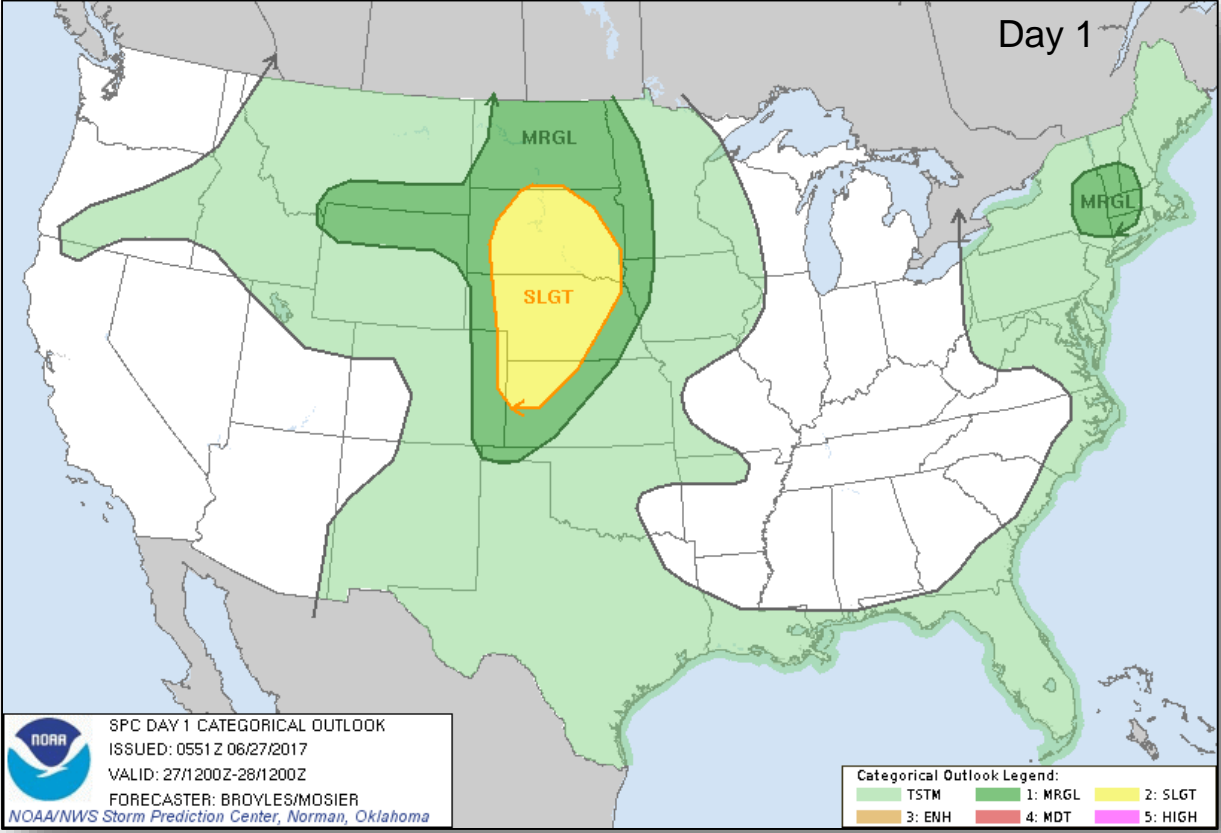


Today



Tomorrow

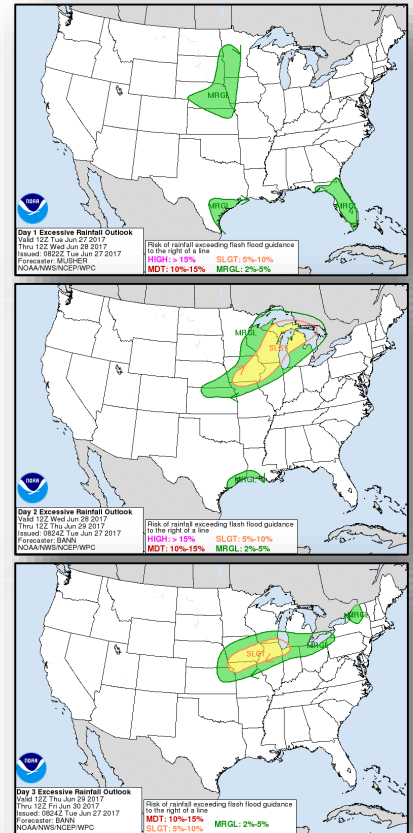
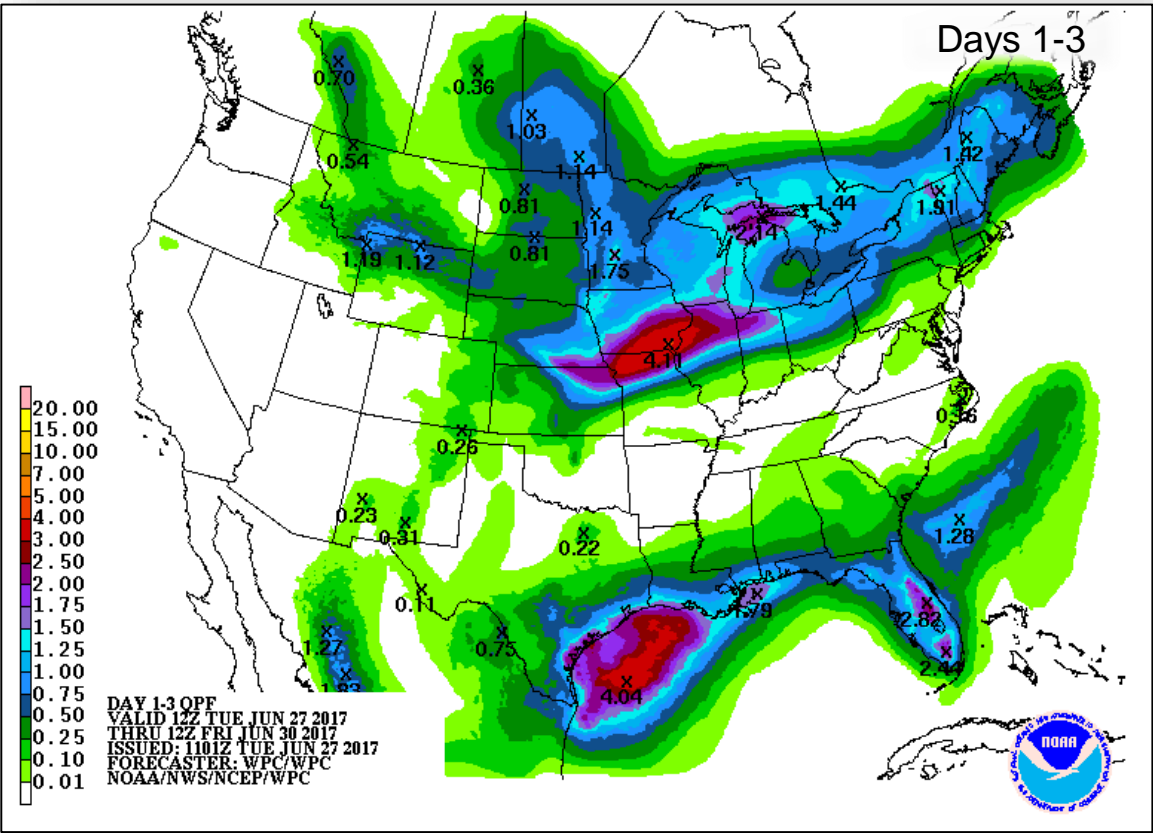
Severe Weather Outlook – Days 1-3



Precipitation Forecast / Flash Flood Risk



FEMA

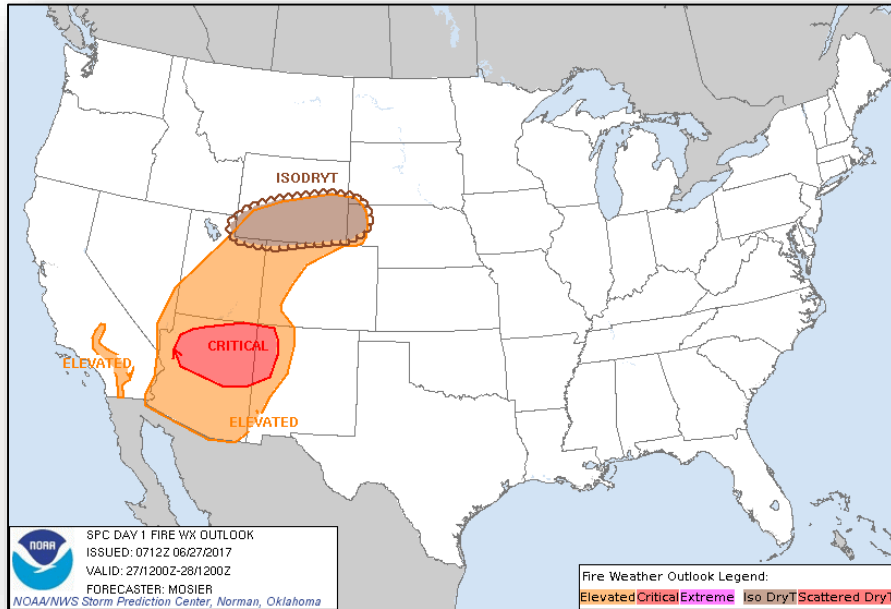


Day 1

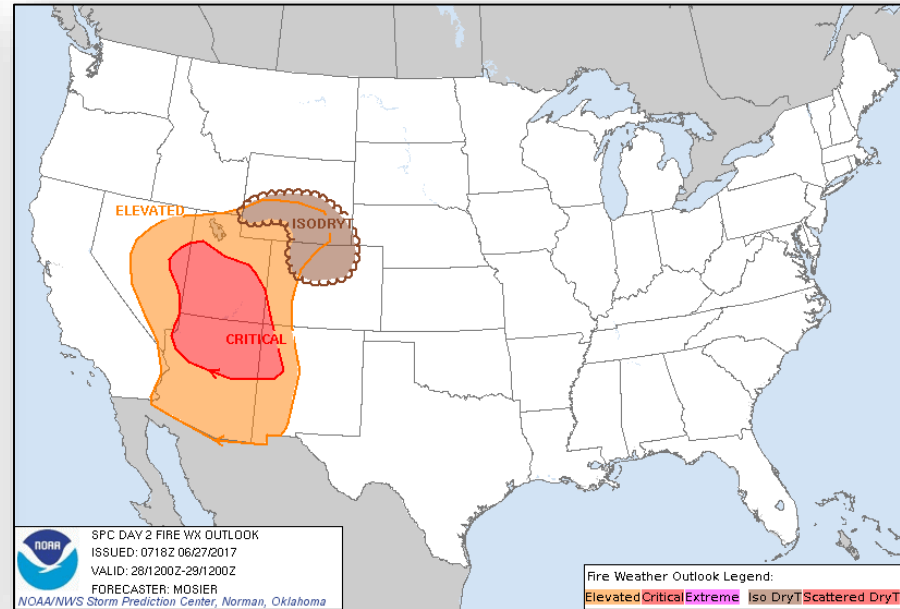
Day 2

Day 3

Fire Weather Outlook



Today

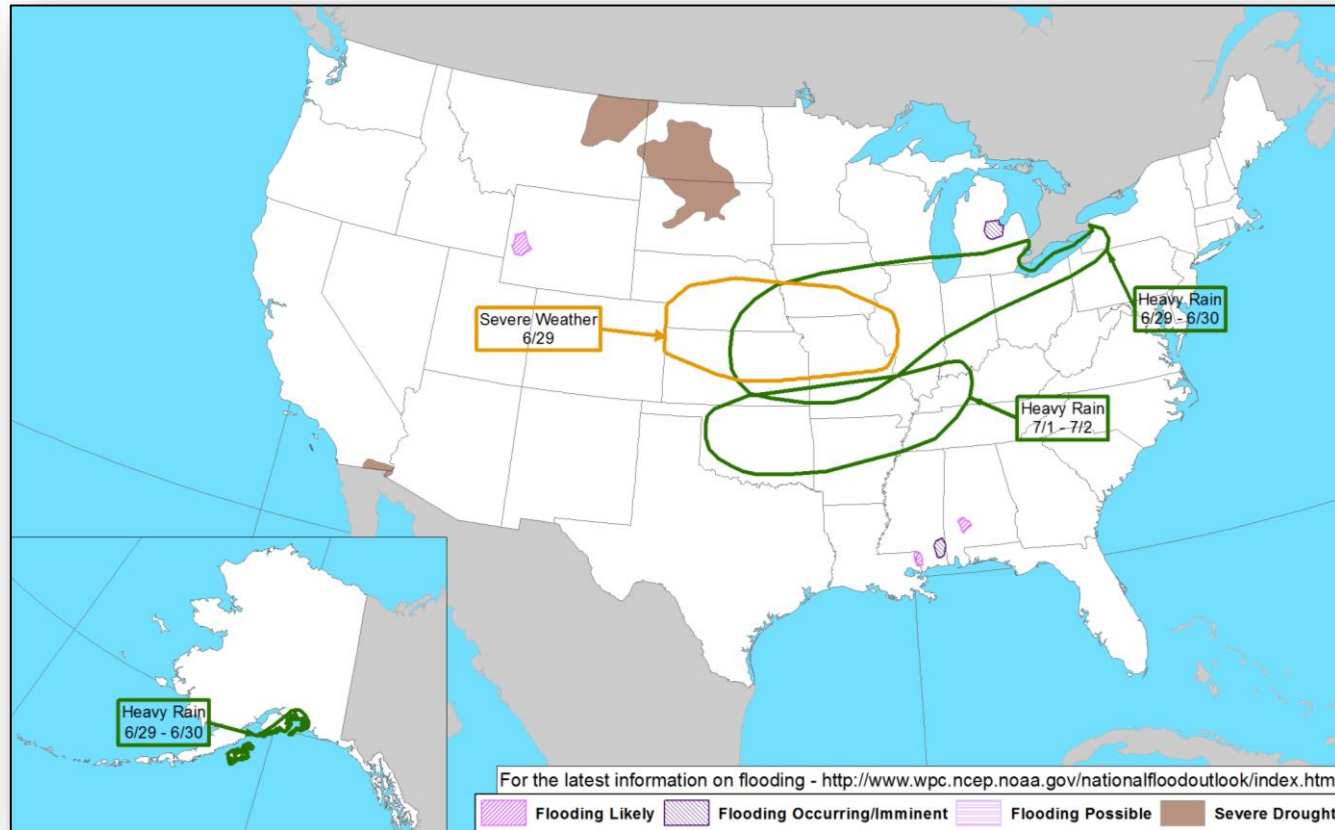


Tomorrow

Hazards Outlook – June 29-July 3



FEMA



Joint Preliminary Damage Assessments



FEMA

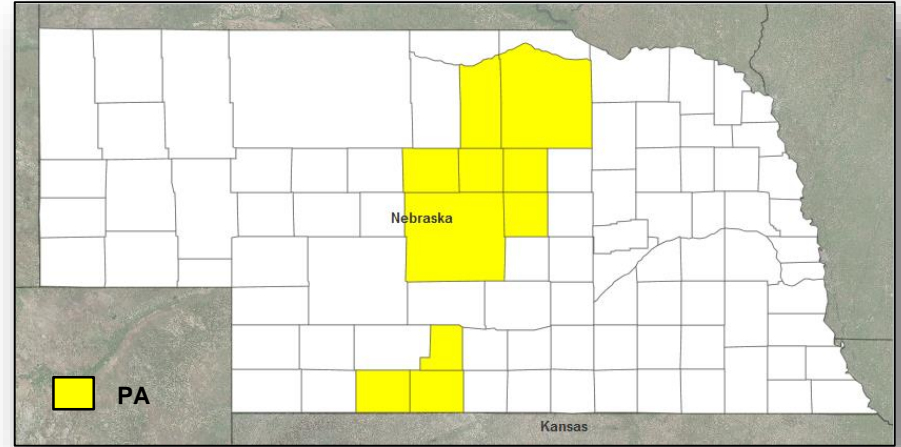
Region	State / Location	Event	IA/PA	Number of Counties		Start – End
				Requested	Completed	
V	Indiana	Severe Storms, Flooding, & Straight-line Winds Apr 27 – May 10, 2017	IA	0	0	N/A
			PA	40	40	Jun 19 – June 26
VI	Oklahoma	Tornadoes, Straight-line Winds, Flooding, & Severe Storms May 16, 2017	IA	3	3	May 24 – May 25
			PA	18	17	May 31 – TBD
VII	Nebraska	Severe Storms, Tornadoes, & High Winds Jun 12-17, 2017	IA	0	0	N/A
			PA	17	0	Jun 26 – TBD
X	Idaho	Dam Release Flooding Mar 29 – Jun 15, 2017	IA	0	0	N/A
			PA	2	0	Jun 26 – TBD
		Snowmelt Flooding May 8 – Jun 16, 2017	IA	0	0	N/A
			PA	5	0	Jun 26 – TBD

Declaration Approved



FEMA-4321-DR-NE

- Major Disaster Declaration approved June 26, 2017 for State of Nebraska
- For a severe winter storm and straight-line winds that occurred April 29 – May 3, 2017
- Provides:
 - Public Assistance for 10 counties
 - Hazard Mitigation statewide
- FCO is David G. Samaniego



Disaster Requests & Declarations



FEMA

Declaration Requests in Process		Requests APPROVED (since last report)	Requests DENIED (since last report)
3	Date Requested	1	0
NY – DR Severe Winter Storm and Snowstorm	May 29, 2017		
ND – DR Flooding	June 5, 2017		
NE – DR Severe Winter Storm and Straight-line Winds	June 6, 2017	Declared June 26, 2017	
OR – DR (Appeal) Severe Winter Storm	June 9, 2017		

FMAG Requests and Declarations



FEMA

Action (since last report)		Total	FMAG No. and State		
Requests DENIED		0			
Requests APPROVED		1	FEMA-5186-FM-AZ		
Approved FMAG Data					
Year	Current YTD	MTD	*Monthly Average	Cumulative Acres Burned YTD	Cumulative Denied FMAGs YTD
2017	33	4	4.3	327,801	15
Year	Total Previous FY	**Yearly Average		Total Acres Burned Previous Year	Total Denied FMAGs Previous Year
2016	36	33		313,839	3
* Reflects the 3-year average for current month/ ** Reflects 3-year total average					

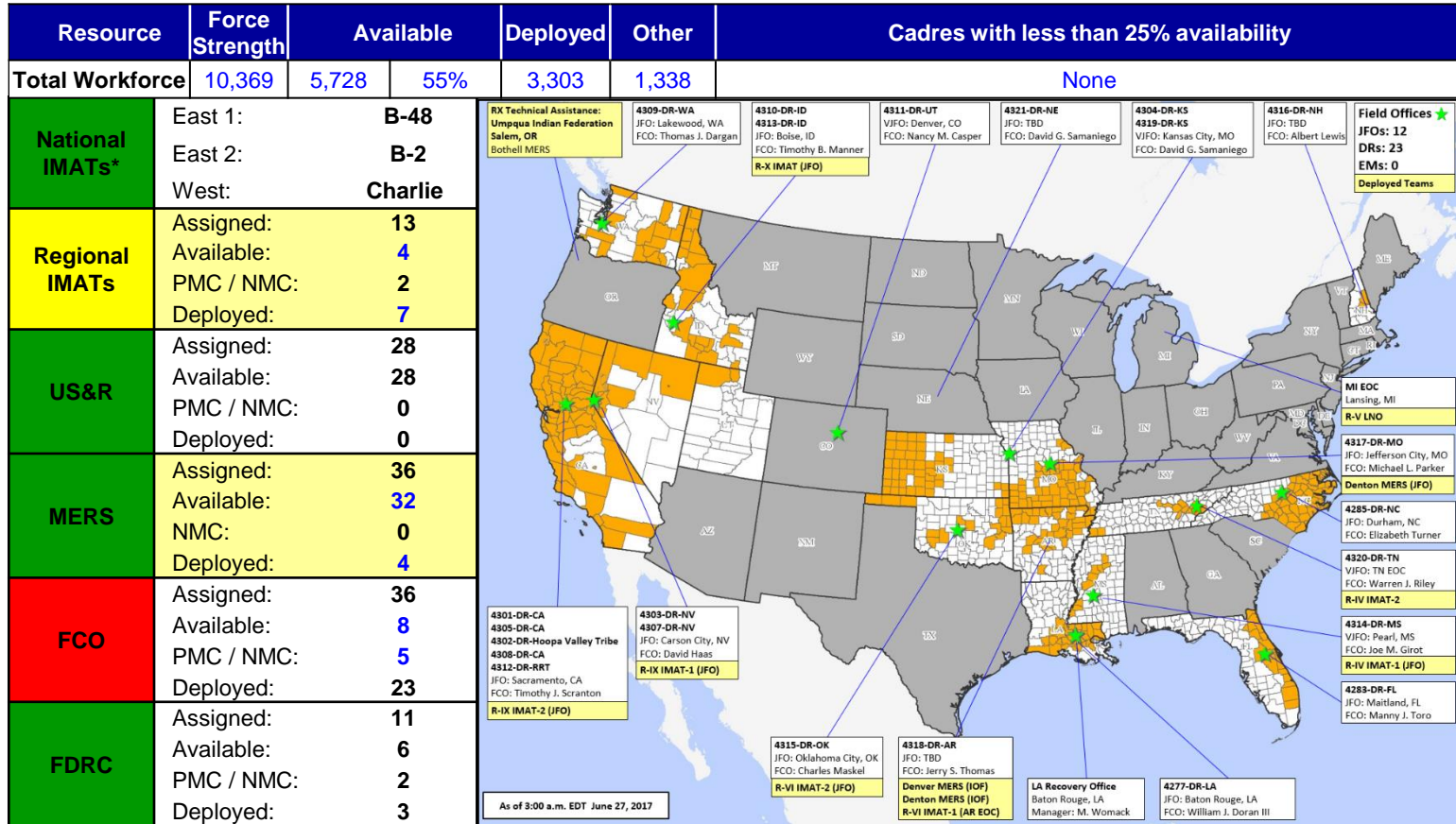
Wildfire Summary



FEMA

Fire Name (County)	FMAG # (Approved Date)	Acres Burned	Percent Contained	Evacuations (Residents)	Structures			Fatalities / Injuries
					Threatened	Damaged	Destroyed	
Utah (1)								
Brian Head (Iron)	5185-FM-UT June 18, 2017	43,436 (+636)	9% (-1)	Mandatory (1,562)	1,506 (1,021 homes)	3 (2 homes)	26 (13 homes)	0 / 15 (+2)
Arizona (1)								
Goodwin Fire (Yavapai)	5186-FM-AZ June 25, 2017	1,500 (+500)	5% (+5)	Mandatory (208)	140 homes (-1,410)	0	9 (2 homes)	0 / 0

Readiness – Deployable Teams and Assets



*B-2 Status: Assemble ≤ 2-hrs, On Site ≤ 18-hrs; B-48 Status: Assemble and deploy ≤ 48hrs; Charlie Status: No team assemble time requirement

Readiness – Activation Teams



Resource	Status	Total	Status	Activated Team	Activation Level	Activation Times	Reason/Comments
NWC		5	Not Activated				
NRCC		2	Not Activated				NRCS Blue Team – June primary
HLT		1	Activated				
RWCs/MOCs		10	Not Activated				
RRCCs		10	Not Activated				

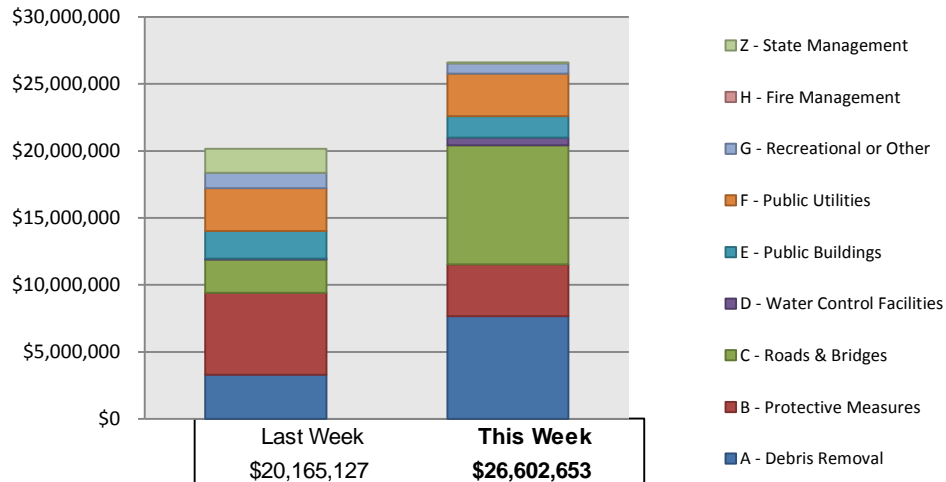
Back-up Regions (June 26-July 2): **II, III, and V**

Public Assistance Grant Program



PA Project Worksheets Obligated in past week, as of 06/26/17 at 1500 EDT										
	Emergency Work		Permanent Work							
PA Category	A - Debris Removal	B - Protective Measures	C - Roads & Bridges	D - Water Control Facilities	E - Public Buildings	F - Public Utilities	G - Recreational or Other	H - Fire Management	Z - State Management	Total
Number Of PWs Obligated	50	70	90	4	43	18	25	0	4	304
Federal Share Obligated	\$7,660,880	\$3,876,669	\$8,885,313	\$584,619	\$1,589,040	\$3,171,930	\$763,137	\$0	\$71,065	\$26,602,653

Public Assistance Obligated per Category In the Past 2 Weeks – 06/12/2017 through 06/26/2017



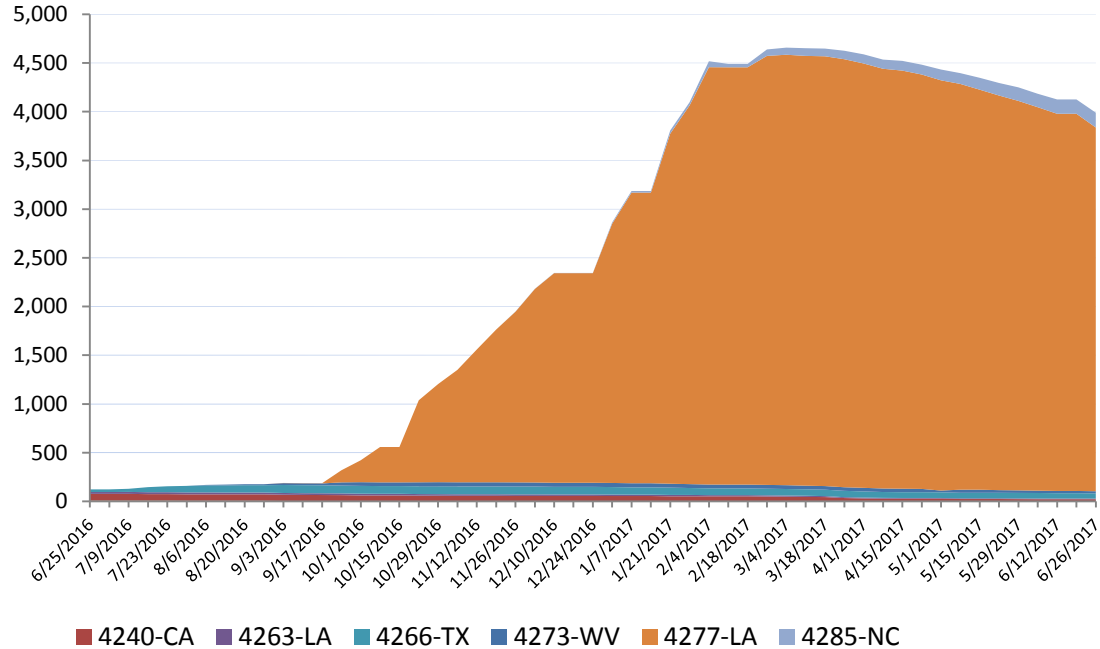
PA Highlights

- None

Direct Housing

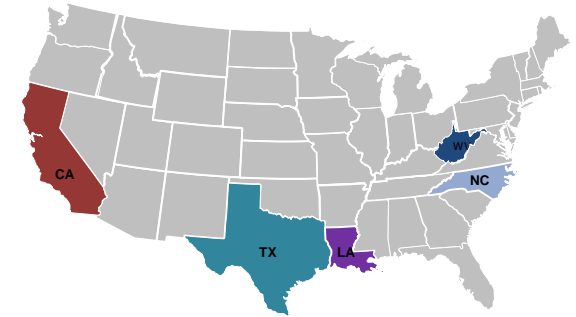


Total Households in FEMA Direct Housing per State
 Past Year per Week, 06/25/2016 – 06/26/2017, There are currently **3,990** Households
 Occupying **3,990** Temporary Units



■ 4240-CA ■ 4263-LA ■ 4266-TX ■ 4273-WV ■ 4277-LA ■ 4285-NC

DR	IA Declaration Date	Program End Date	Current # of Households in Direct Housing (Weekly Change)
4240-CA	9/22/2015	3/22/2017	22 (0)
4263-LA	3/13/2016	9/13/2017	7 (0)
4266-TX	3/19/2016	9/19/2017	53 (-2)
4273-WV	6/25/2016	12/26/2017	22 (-1)
4277-LA	8/14/2016	2/14/2018	3734(-138)
4285-NC	10/10/2016	4/10/2018	152 (+5)



States with Currently Occupied Units

NPSC Activity



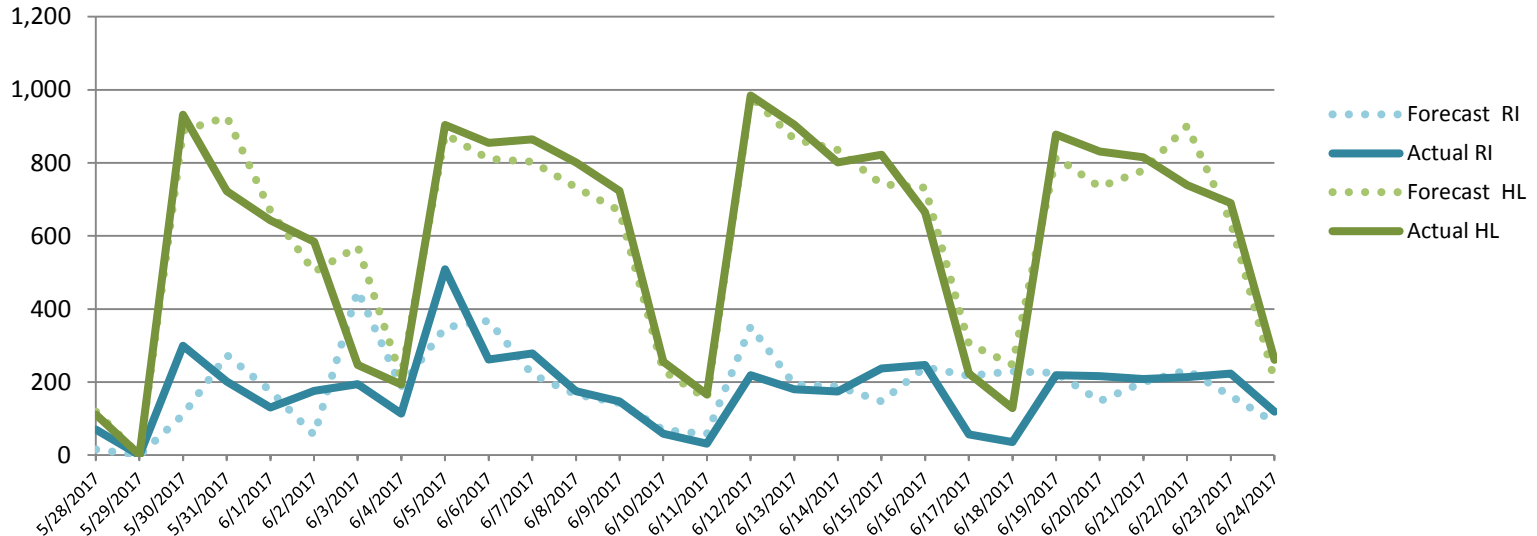
NPSC Call Activity in the Past Week

6/18/2017 through 6/24/2017

Call Type	Projected Calls	Actual Calls	Average Speed of Answer	Maximum Delay Time
Registration Intake:	1,287	1,235	:12	2:33
Helpline:	4,322	4,342	:12	1:31
Combined:	5,609	5,577	:12	2:33

NPSC Call Forecasting and Actual Calls Over the Past 4 Weeks

05/28/2017 through 06/24/2017



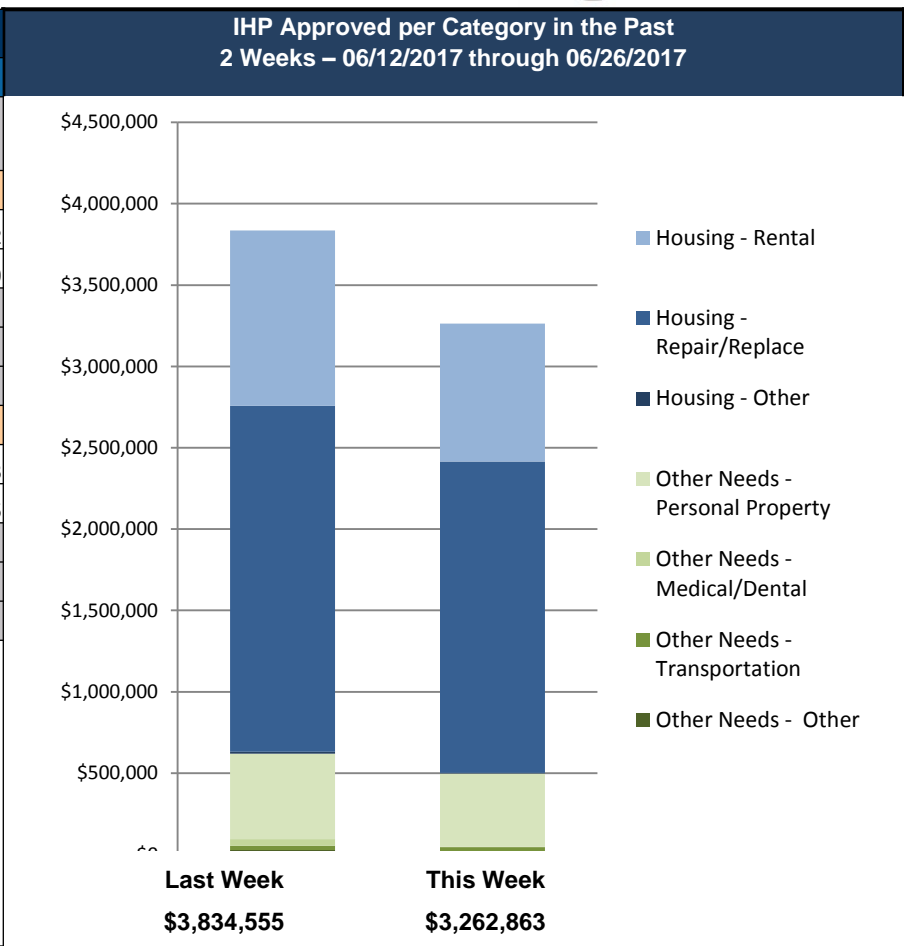
1 Disaster with a Currently Open Registration Period

Individual Assistance Activity



FEMA

Individuals and Households Program Activity As Of: 6/26/17					
		In Past 7 Days		Cumulative	
		Applicants Approved	Amount Approved	Applicants Approved	Amount Approved
4317-MO Declared 06-02-2017 End Of Reg Period 08-01-2017					
Open Registrati on Period	Housing Assistance	208	\$1,150,178.76	1,326	\$7,698,649.92
	Other Needs Assistance	82	\$200,868.48	480	\$1,516,309.59
	Total IHP	\$1,351,047.24		\$9,214,959.51	
	Average IHP			\$6,485	
	Total Max Grants			53	
4318-AR Declared 06-15-2017 End Of Reg Period 08-14-2017					
Open Registrati on Period	Housing Assistance	243	\$1,114,183.74	312	\$1,545,493.78
	Other Needs Assistance	121	\$234,759.90	160	\$353,279.45
	Total IHP	\$1,348,943.64		\$1,898,773.23	
	Average IHP			\$5,568	
	Total Max Grants			0	
Other IHP Active	18 Declarations IHP Programmatically Open - Closed Registration *				
	Housing Assistance	182	\$499,694.43		
	Other Needs Assistance	41	\$63,177.69		
	Total IHP	\$562,872.12			
	Total IHP Approved in Past Week	\$3,262,863.00			





FEMA

FEMA's mission is to support our citizens and first responders to ensure that as a nation we work together to build, sustain, and improve our capability to prepare for, protect against, respond to, recover from, and mitigate all hazards.