



FEMA

Daily Operations Briefing

Tuesday, June 13, 2017

8:30 a.m. EDT

Significant Activity – June 12-13



Significant Events: Severe Weather – Northern Plains to Great Lakes (*FINAL*)

Tropical Activity:

- Atlantic – Disturbance 1: Low (20%)
- Eastern Pacific – Tropical Depression Calvin
- Central Pacific – No tropical cyclones expected during the next 48 hours
- Western Pacific – No activity affecting U.S. interests during the next 48 hours

Significant Weather:

- Severe thunderstorms possible – Plains to Upper/Middle Mississippi Valley
- Flash flooding possible – Northern Rockies; Northern Plains to Upper Mississippi Valley
- Critical/Elevated fire weather areas – Central Great Basin to Central/Southern Plains
- Red Flag Warnings – NM & CO
- Space Weather:
 - Past 24 hours: None observed
 - Next 24 hours: None predicted

Earthquake Activity: No significant activity

Declaration Activity: Amendment No. 1 to FEMA-4312-DR-Resighini Rancheria

Severe Weather Outbreak - FINAL



Situation

- Strong to severe thunderstorms produced several tornadoes and damaging winds across the Northern Plains and Great Lakes Monday afternoon and evening, June 12

Impacts

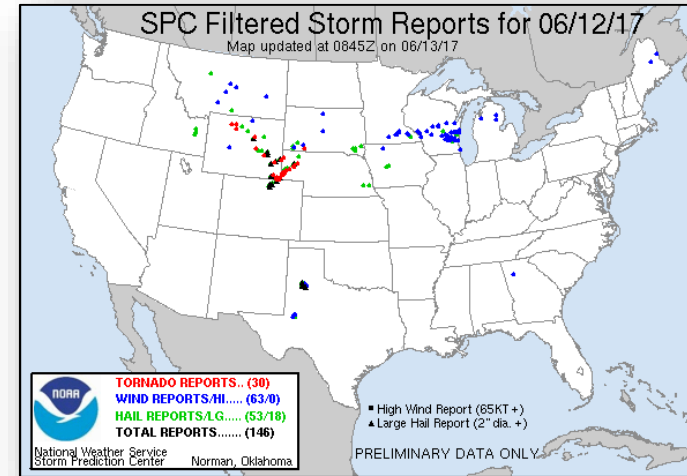
- Damage reported in Carpenter (population 94), WY with downed power lines, major gas lines broken, irrigation pivot overturned, and some buildings damaged
- Damage also reported across NE including roofs blown off, 65 rail cars blown over and residential property damage
- 62k customers without power throughout affected area *(As of 8:45 am EDT. Customer outage data is provided by the Department of Energy's EAGLE-I system. Comprehensive National coverage of all electrical service providers is not available.)*
- No confirmed fatalities; two unconfirmed injuries (Laramie, WY and Harrison, NE)

State Response

- None of the affected states have activated their EOCs; local authorities are handling the response
- One shelter open in WI with one occupant *(ARC Midnight Shelter Count as of 4:31 am EDT)*

Federal Response

- Affected FEMA Regions remain at Steady State
- No unmet needs or requests for FEMA assistance at this time

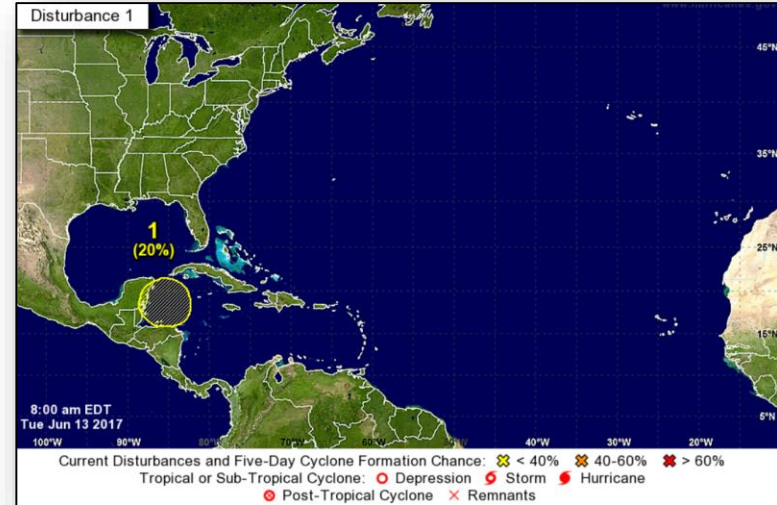


Tropical Outlook – Atlantic



Disturbance 1 (as of 8:00 a.m. EDT)

- Expected to form over western Caribbean Sea or Central America
- Gradual development possible as it moves northwestward
- Formation chance through 48 hours: Low (0%)
- Formation chance through 5 days: Low (20%)



Tropical Outlook – Eastern Pacific

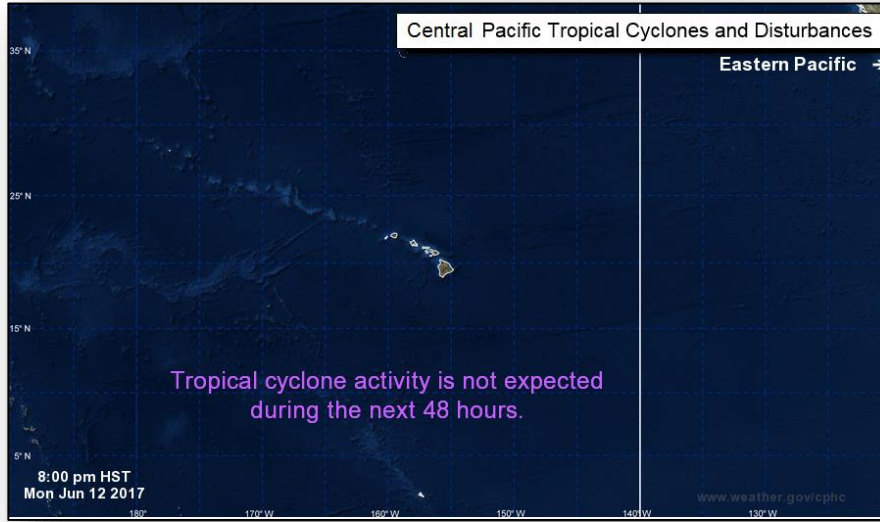


Tropical Depression Calvin (Advisory #7 as of 5:00 a.m. EDT)

- Located 70 miles NNE of Puerto Angel, Mexico
- Moving WNW at 6 mph
- Maximum sustained winds 30 mph
- Additional weakening is forecast; expected to dissipate later today



Tropical Outlook – Central Pacific

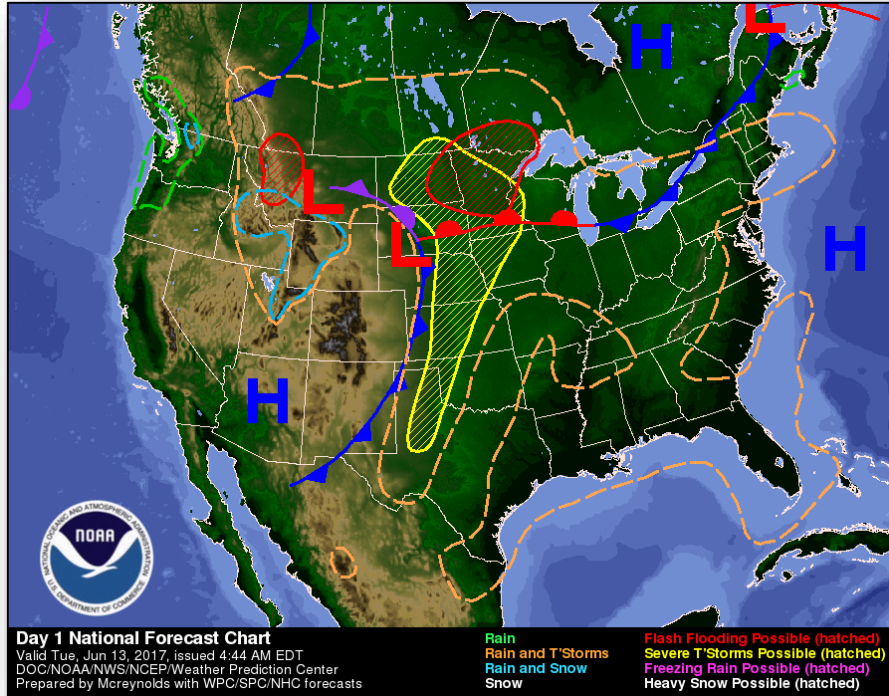


48 Hour Outlook

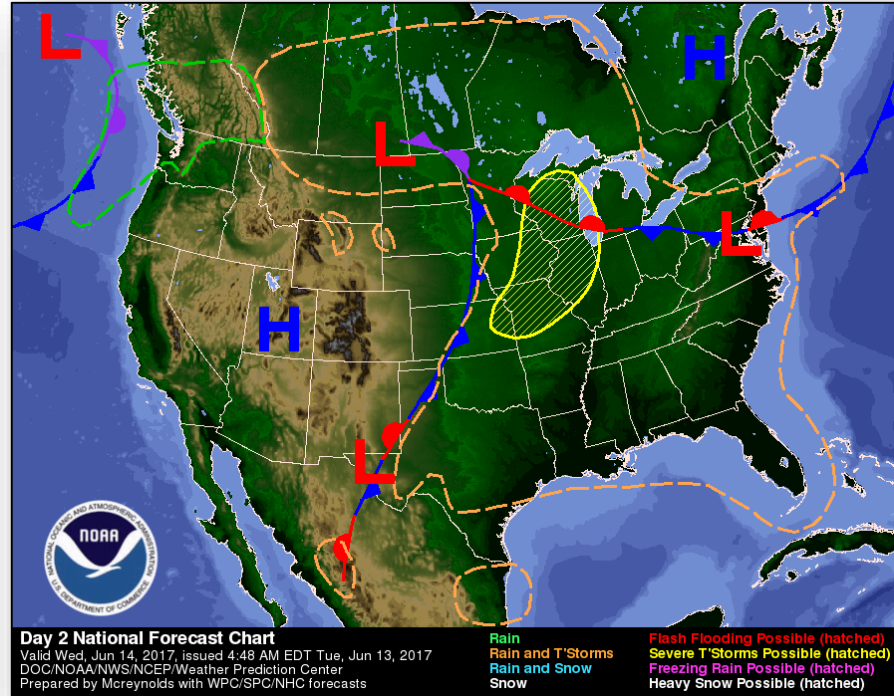


5 Day Outlook

National Weather Forecast

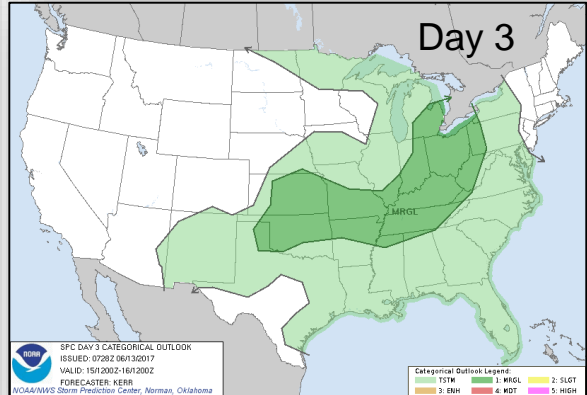
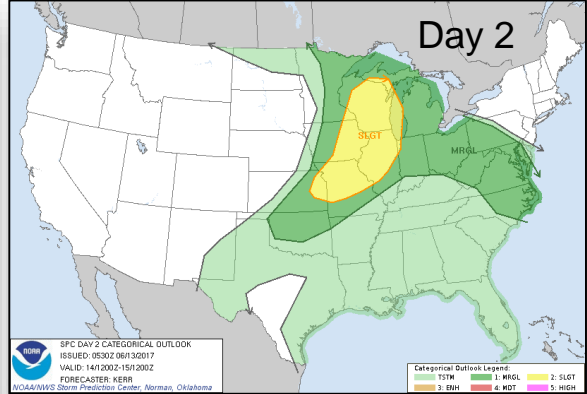
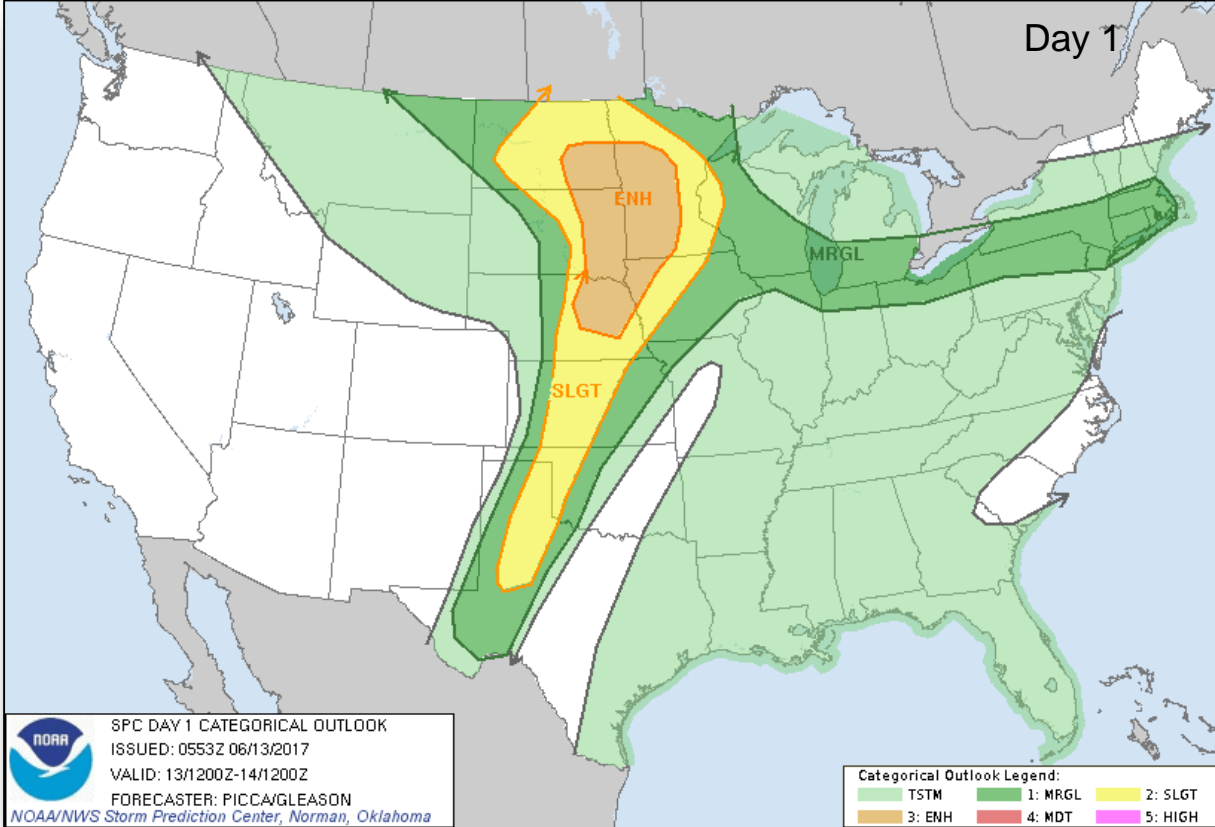


Today

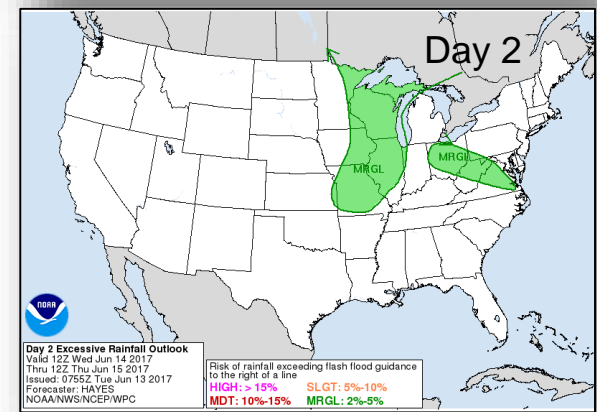
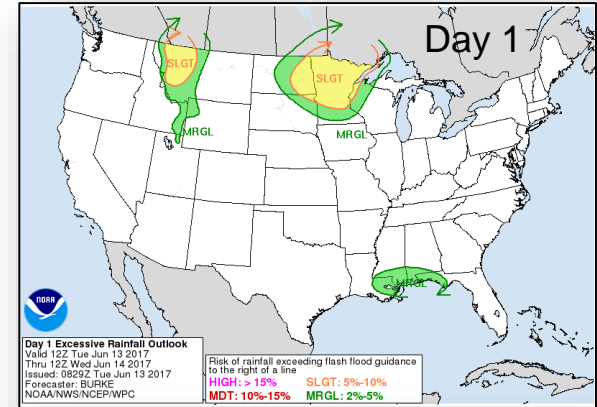
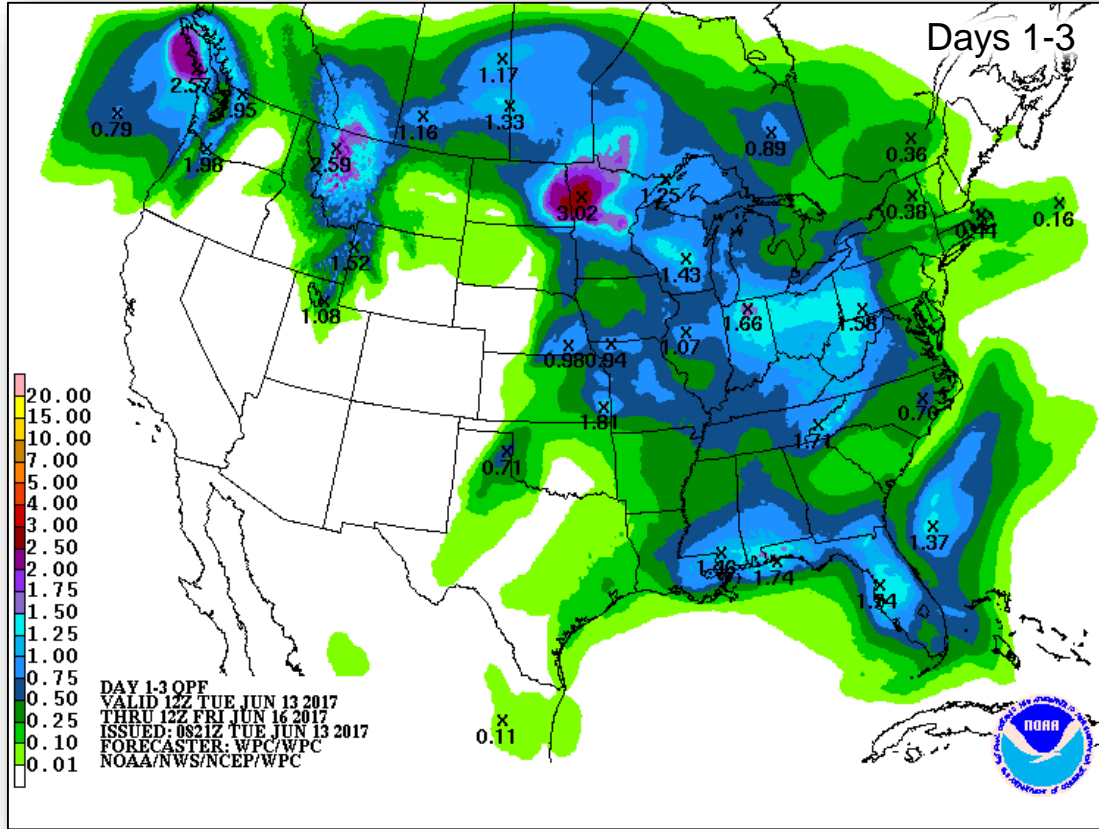


Tomorrow

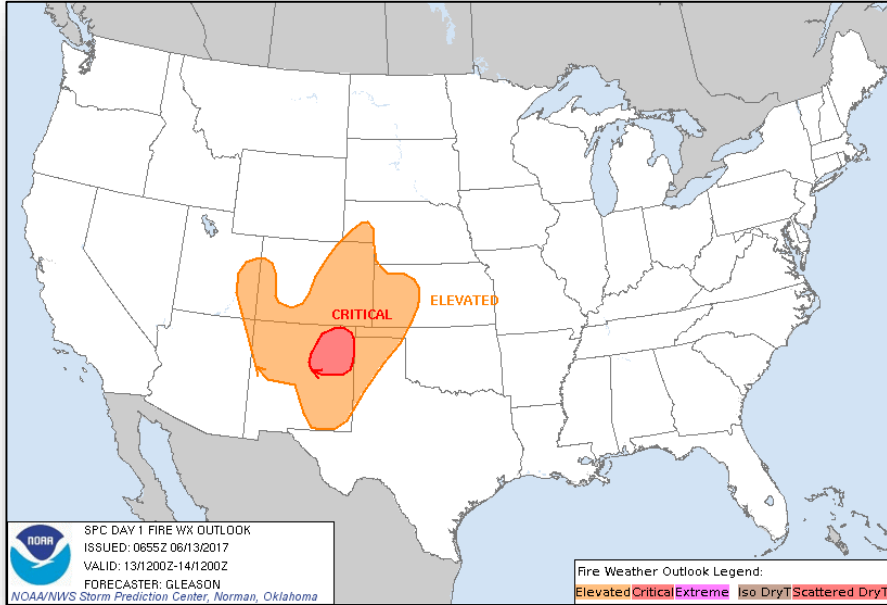
Severe Weather Outlook – Days 1-3



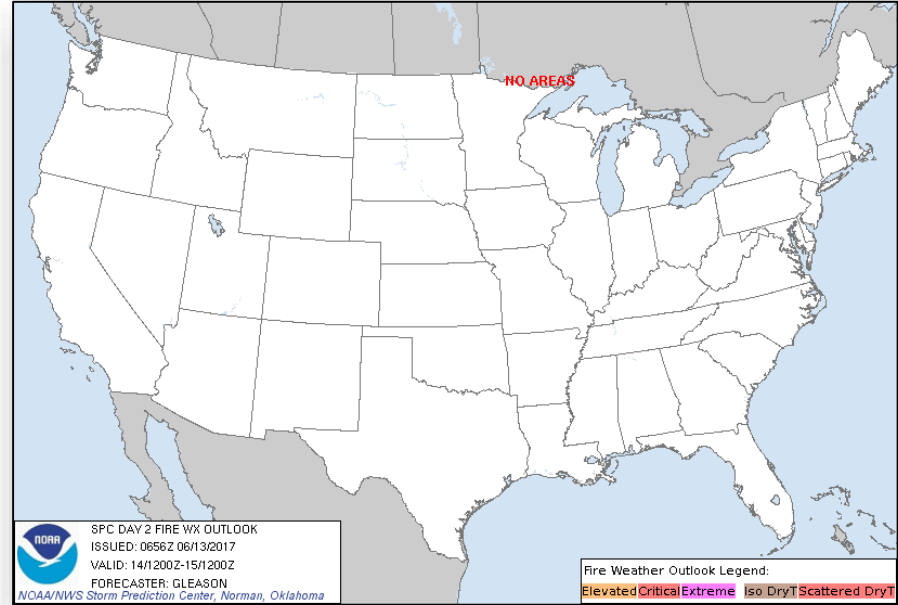
Precipitation Forecast / Flash Flood Risk



Fire Weather Outlook



Today

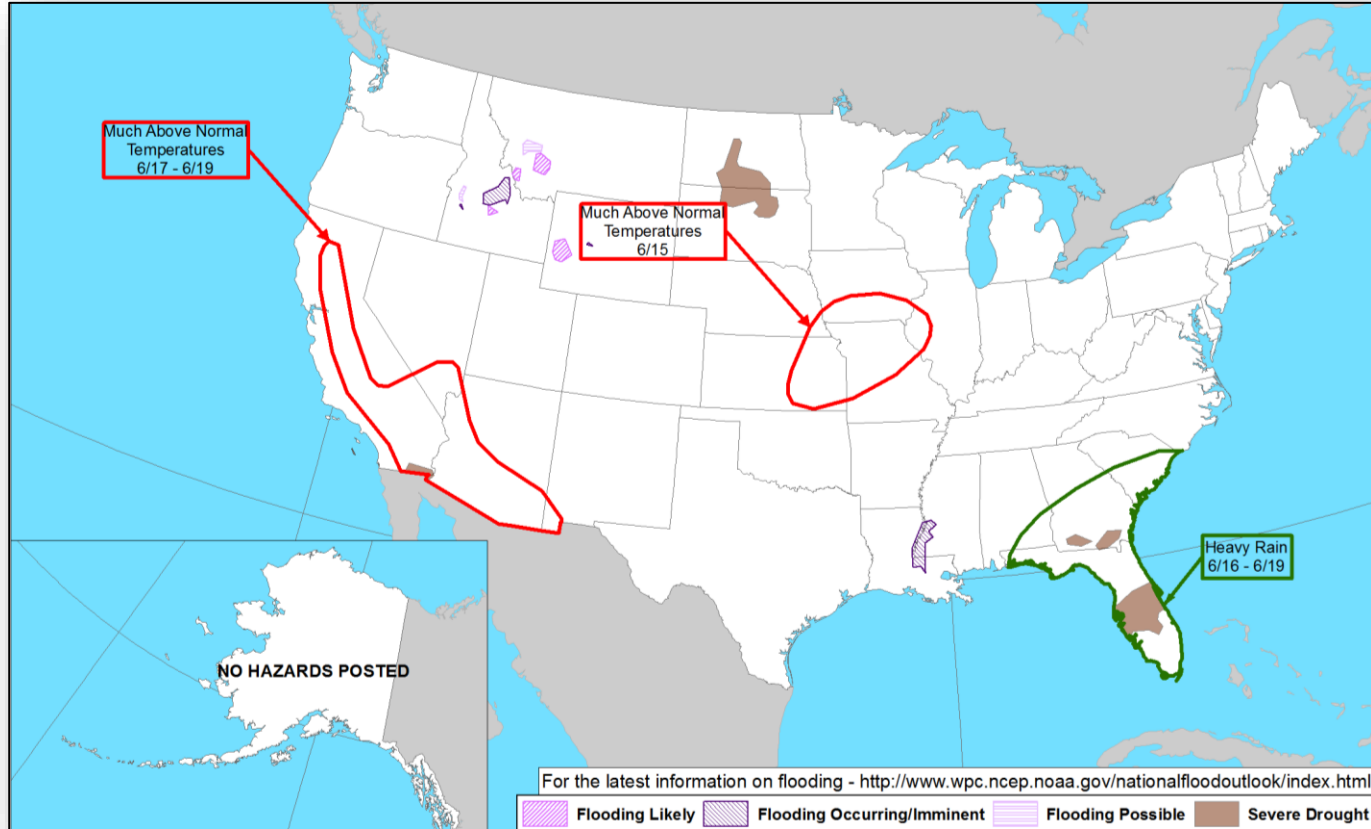


Tomorrow

Hazards Outlook – June 15-19



FEMA




Space Weather



FEMA

	Space Weather Activity	Geomagnetic Storms	Solar Radiation	Radio Blackouts
Past 24 Hours	None	None	None	None
Next 24 Hours	None	None	None	None

For further information on NOAA Space Weather Scales refer to <http://www.swpc.noaa.gov/noaa-scales-explanation>



Joint Preliminary Damage Assessments



FEMA

Region	State / Location	Event	IA/PA	Number of Counties		Start – End
				Requested	Completed	
VI	Oklahoma	Tornadoes, Straight-line Winds, Flooding, and Severe Storms May 16, 2017	IA	3	3	May 24 – May 25
			PA	18	15	May 31 – TBD

Disaster Requests & Declarations



FEMA

Declaration Requests in Process		Requests APPROVED (since last report)	Requests DENIED (since last report)
7	Date Requested	0	0
NY – DR Severe Winter Storm and Snowstorm	May 29, 2017		
KS – DR Severe Winter Storm, Snowstorm, and Flooding	May 31, 2017		
PA – DR (Appeal) Snowstorm	June 2, 2017		
AR – DR Severe Storms, Tornadoes, Straight-line Winds, and Flooding	June 2, 2017		
ND – DR Flooding	June 5, 2017		
NE – DR Severe Winter Storm and Straight-line Winds	June 6, 2017		
OR – DR (Appeal) Severe Winter Storm	June 9, 2017		

Disaster Amendments



FEMA

Amendment	Effective Date	Action
Amendment No. 1 to FEMA-4312-DR-Resighini Rancheria	June 12, 2017	Adds debris removal [Category A] under PA program

Wildfire Summary



FEMA

Fire Name (County)	FMAG # (Approved Date)	Acres Burned	Percent Contained	Evacuations (Residents)	Structures			Fatalities / Injuries
					Threatened	Damaged	Destroyed	
Arizona(1)								
Lizard Fire (Cochise County)	5183-FM-AZ June 11, 2017	15,131 (+177)	40% (+25)	Lifted	108 (55 homes)	0	0	0 / 1

FMAG Requests and Declarations



FEMA

Action (since last report)		Total	FMAG No. and State		
Requests DENIED		1	6/9/17 – Mokuleia Mango Fire; Hawaii		
Requests APPROVED		1	FEMA-5183-FM; Arizona		
Approved FMAG Data					
Year	Current YTD	MTD	*Monthly Average	Cumulative Acres Burned YTD	Cumulative Denied FMAGs YTD
2017	30	1	4.3	326,151	15
Year	Total Previous FY	**Yearly Average		Total Acres Burned Previous Year	Total Denied FMAGs Previous Year
2016	36	33		313,839	3
* Reflects the 3-year average for current month/ ** Reflects 3-year total average					

MERS Availability Summary

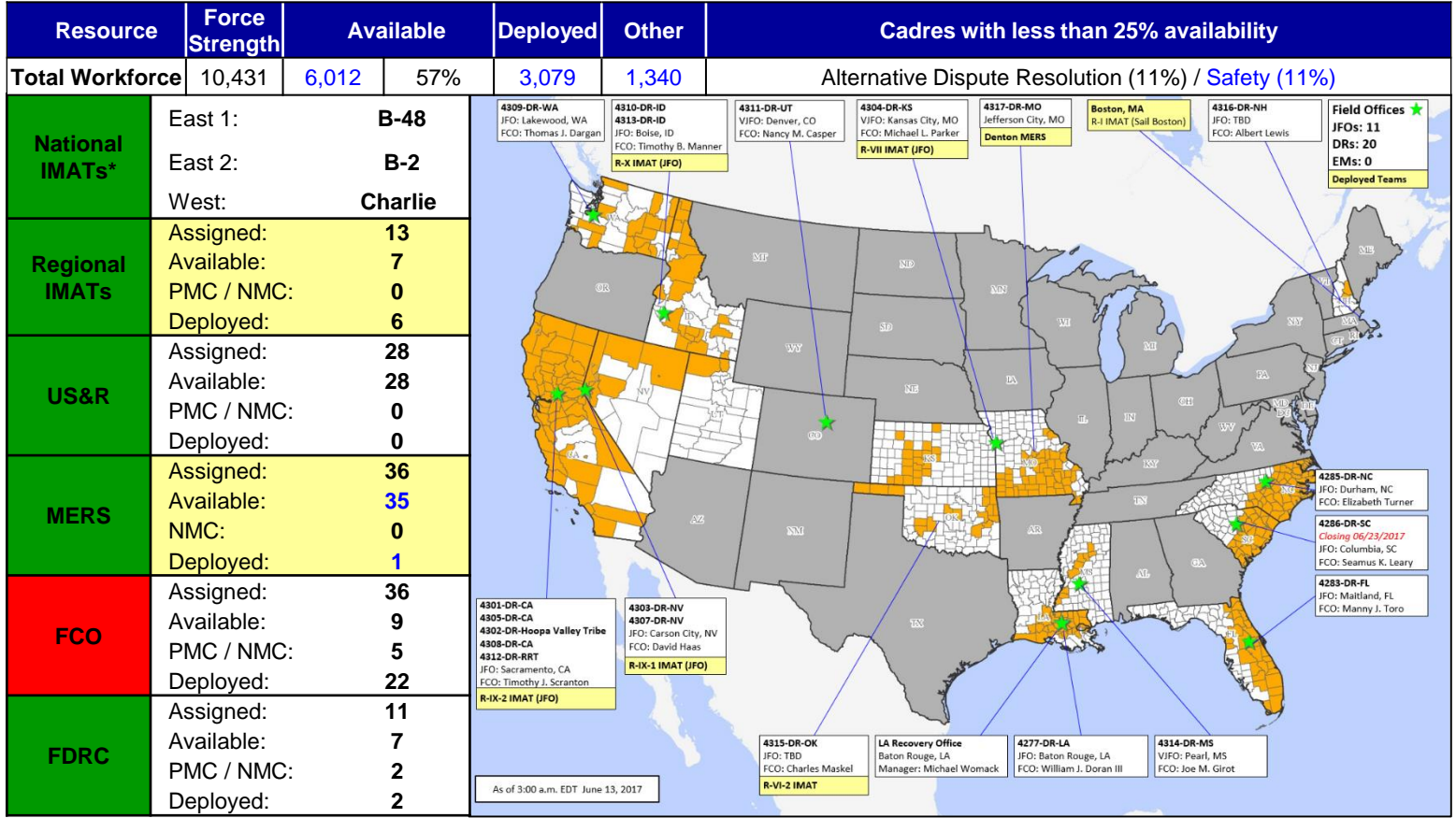


FEMA

MERS Operations Center	Personnel Availability	Pacing Item Availability	Teams Deployed
Bothell, WA	94%	92%	0
Denton, TX	89%	75%	1
Denver, CO	100%	100%	0
Frederick, MD	100%	100%	0
Maynard, MA	100%	80%	0
Thomasville, GA	100%	87%	0
Overall MERS Availability	97%	89%	97%

Legend:	> 66%
	66% - 33%
	< 33%
As of:	June 13, 2017

Readiness – Deployable Teams and Assets



*B-2 Status: Assemble ≤ 2-hrs, On Site ≤ 18-hrs; B-48 Status: Assemble and deploy ≤ 48hrs; Charlie Status: No team assemble time requirement

Readiness – Activation Teams



Resource	Status	Total	Status	Activated Team	Activation Level	Activation Times	Reason/Comments
NWC		5	Not Activated				
NRCC		2	Not Activated				NRCS Blue Team – June primary
HLT		1	Activated				
RWCs/MOCs		10	Not Activated				
RRCCs		10	Not Activated				

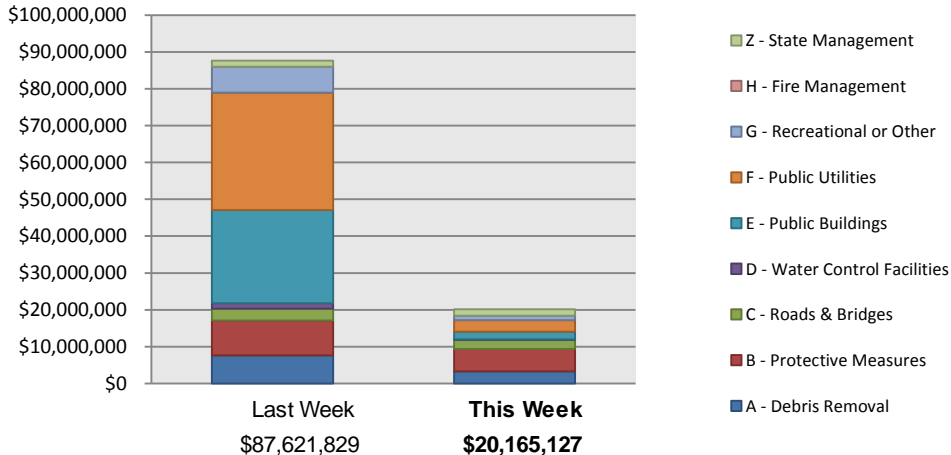
Back-up Regions (June 12-18): **II, III, and VIII**

Public Assistance Grant Program



PA Project Worksheets Obligated in past week, as of 06/12/17 at 1500 EDT										
PA Category	Emergency Work		Permanent Work					H - Fire Management	Z - State Management	Total
	A - Debris Removal	B - Protective Measures	C - Roads & Bridges	D - Water Control Facilities	E - Public Buildings	F - Public Utilities	G - Recreational or Other			
Number Of PWs Obligated	70	68	58	5	40	35	26	0	11	313
Federal Share Obligated	\$3,300,031	\$6,115,523	\$2,467,050	\$92,975	\$2,056,473	\$3,182,339	\$1,161,010	\$0	\$1,789,727	\$20,165,127

Public Assistance Obligated per Category In the Past 2 Weeks – 05/29/2017 through 06/12/2017



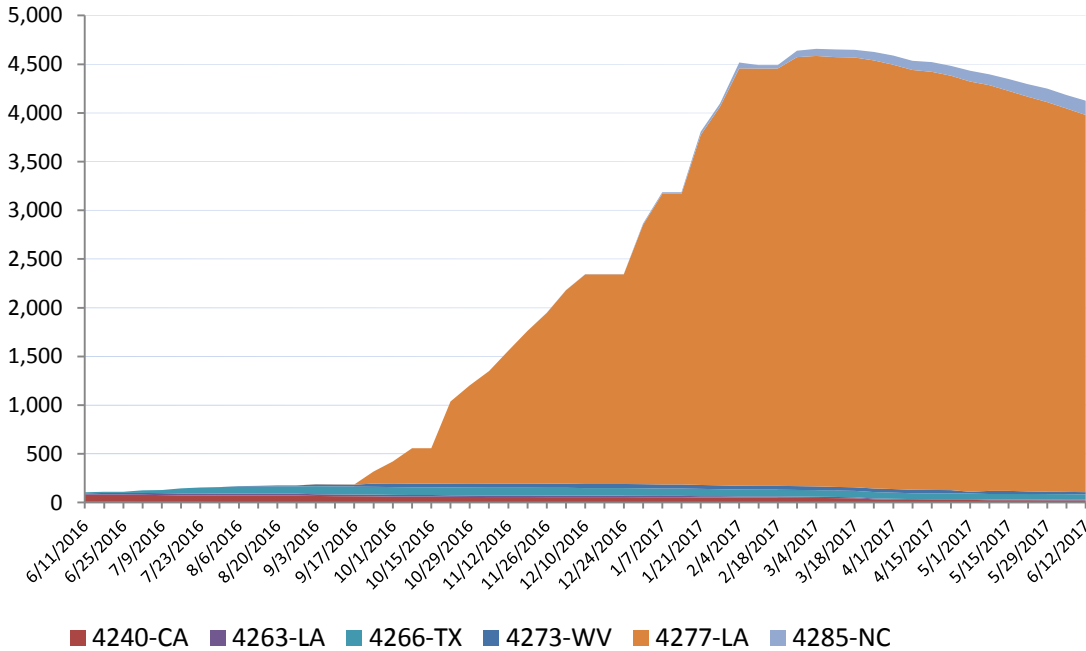
PA Highlights

- None

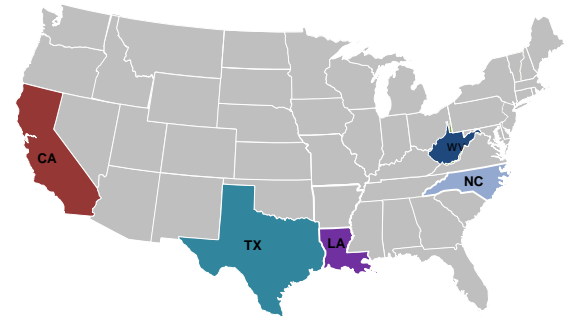
Direct Housing



Total Households in FEMA Direct Housing per State
 Past Year per Week, 06/11/2016 – 06/12/2017, There are currently **4,126** Households
 Occupying **4,126** Temporary Units



DR	IA Declaration Date	Program End Date	Current # of Households in Direct Housing (Weekly Change)
4240-CA	9/22/2015	3/22/2017	22 (0)
4263-LA	3/13/2016	9/13/2017	7 (0)
4266-TX	3/19/2016	9/19/2017	55 (-2)
4273-WV	6/25/2016	12/26/2017	23 (-1)
4277-LA	8/14/2016	2/14/2018	3872 (-124)
4285-NC	10/10/2016	4/10/2018	147 (+9)



States with Currently Occupied Units

NPSC Activity



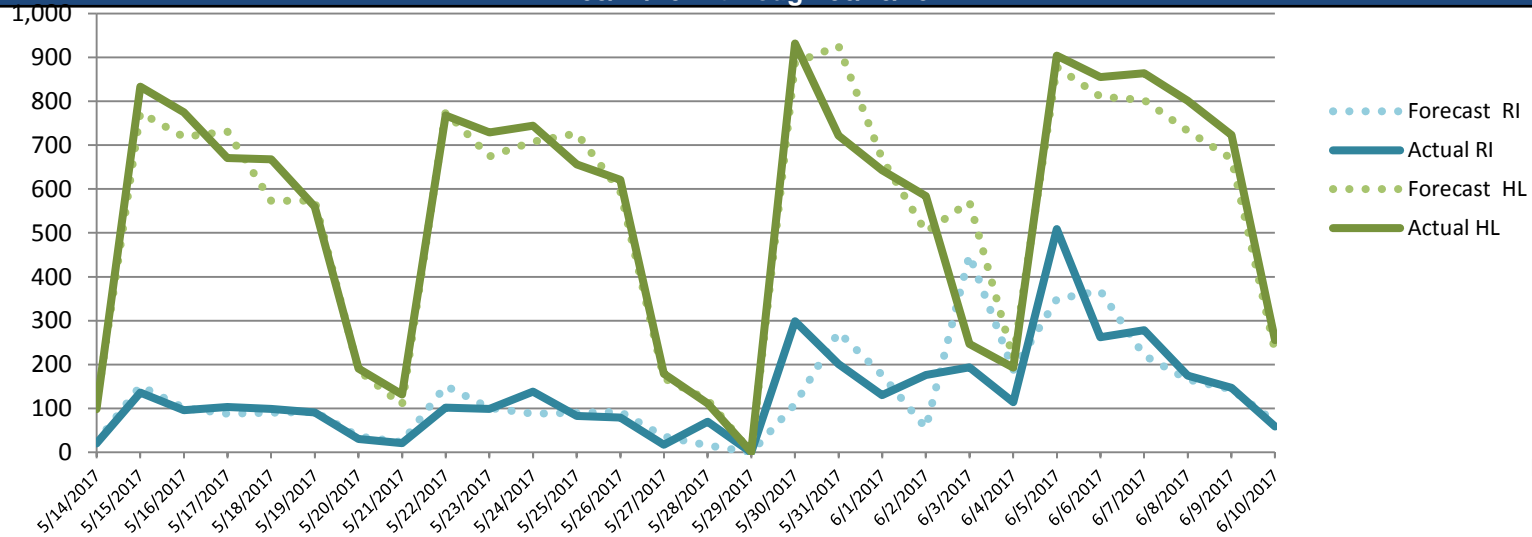
NPSC Call Activity in the Past Week

6/04/2017 through 6/10/2017

Call Type	Projected Calls	Actual Calls	Average Speed of Answer	Maximum Delay Time
Registration Intake:	1,503	1,544	:12	4:38
Helpline:	4,339	4,596	:12	2:58
Combined:	5,842	6,140	:12	4:38

NPSC Call Forecasting and Actual Calls Over the Past 4 Weeks

05/14/2017 through 06/10/2017



1 Disaster with a Currently Open Registration Period

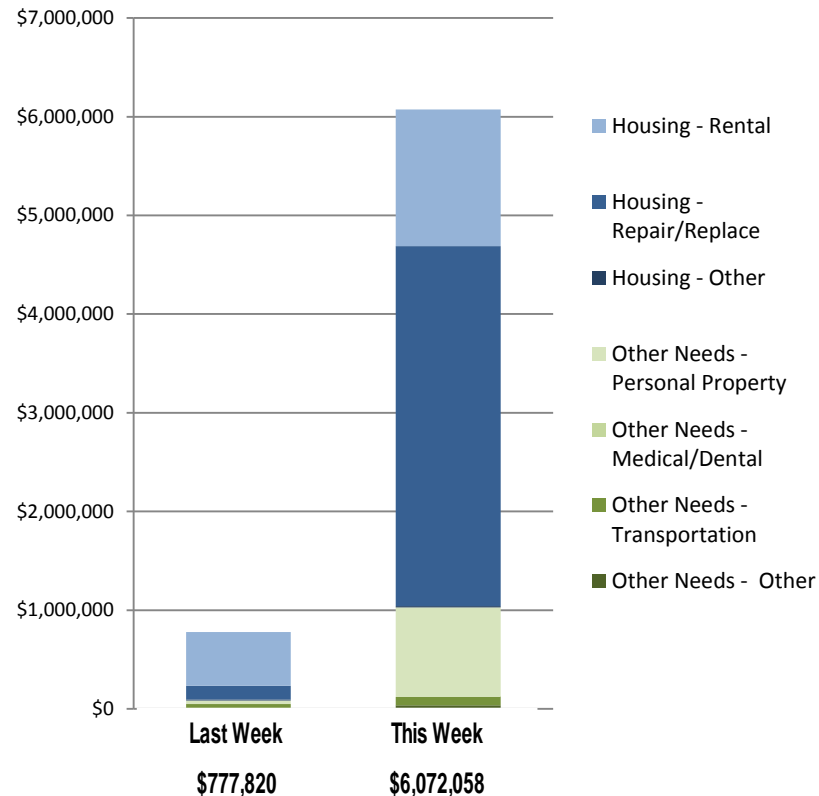
Individual Assistance Activity



FEMA

Individuals and Households Program Activity As Of: 6/12/17					
		In Past 7 Days		Cumulative	
		Applicants Approved	Amount Approved	Applicants Approved	Amount Approved
4317-MO Declared 06-02-2017 End Of Reg Period 08-01-2017					
Open Registration Period	Housing Assistance	707	\$4,392,795.40	708	\$4,414,313.95
	Other Needs Assistance	239	\$912,351.99	240	\$920,607.58
	Total IHP	\$5,305,147.39		\$5,334,921.53	
	Average IHP			\$7,151	
	Total Max Grants			31	
Other IHP Active	17 Declarations IHP Programmatically Open - Closed Registration *				
	Housing Assistance	230	\$651,800.48		
	Other Needs Assistance	60	\$115,109.67		
	Total IHP	\$766,910.15			
	Total IHP Approved in Past Week	\$6,072,057.54			

IHP Approved per Category in the Past 2 Weeks – 05/29/2017 through 06/12/2017





FEMA

FEMA's mission is to support our citizens and first responders to ensure that as a nation we work together to build, sustain, and improve our capability to prepare for, protect against, respond to, recover from, and mitigate all hazards.