



# **FEMA**

## **Daily Operations Briefing**

**Tuesday, June 6, 2017**

**8:30 a.m. EDT**

# Significant Activity – June 5-6



**Significant Events:** None

**Tropical Activity:**

- Atlantic – No tropical cyclone activity expected during the next 48 hours
- Eastern Pacific – No tropical cyclones expected during the next 48 hours
- Central Pacific – No tropical cyclones expected during the next 48 hours
- Western Pacific – No activity affecting U.S. interests

**Significant Weather:**

- Rain and Thunderstorms – Southern Plains to the Northern Plains, Lower Mississippi Valley to the Mid-Atlantic & Great Lakes
- Flash Flooding – Gulf Coast
- Elevated Fire Weather conditions – AZ, CA, & NV
- Space Weather:
  - Past 24 hours: None observed
  - Next 24 hours: None predicted

**Earthquake Activity:** No significant activity

**Declaration Activity:** Major Disaster Declaration requested for Arkansas

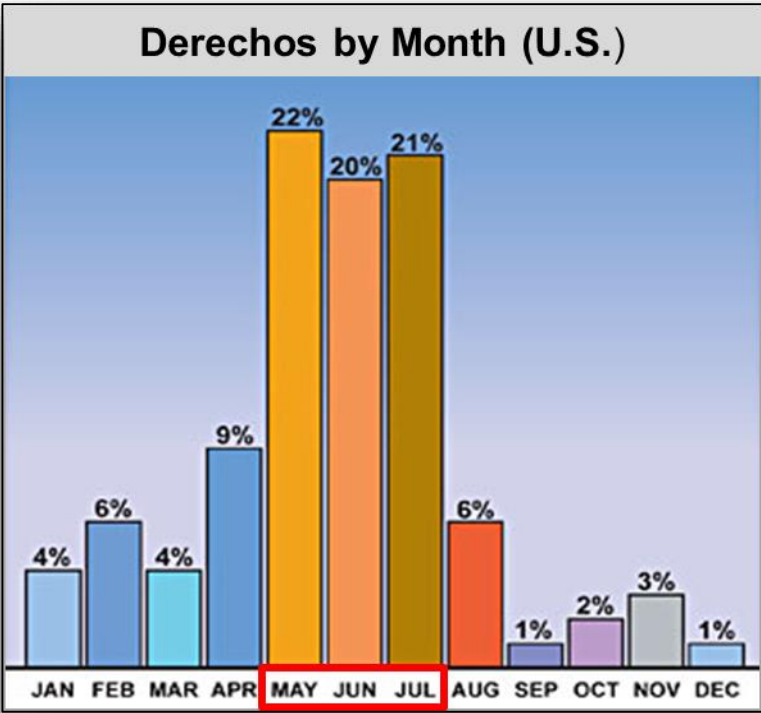
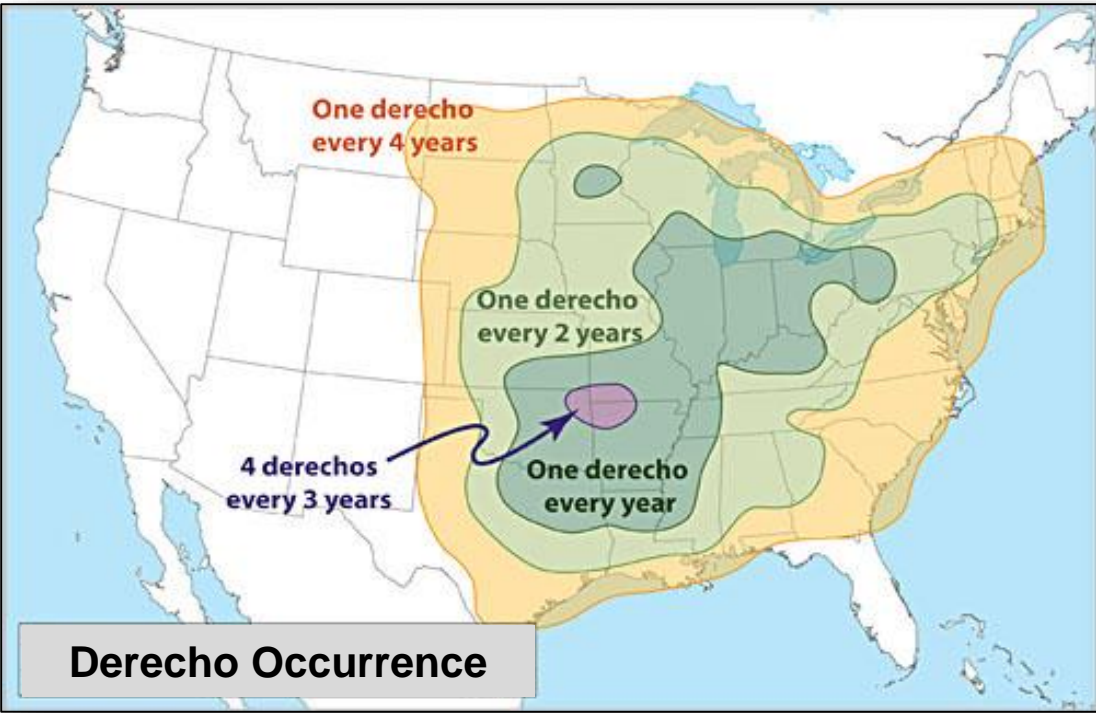
# 73<sup>rd</sup> Anniversary of D-Day



FEMA



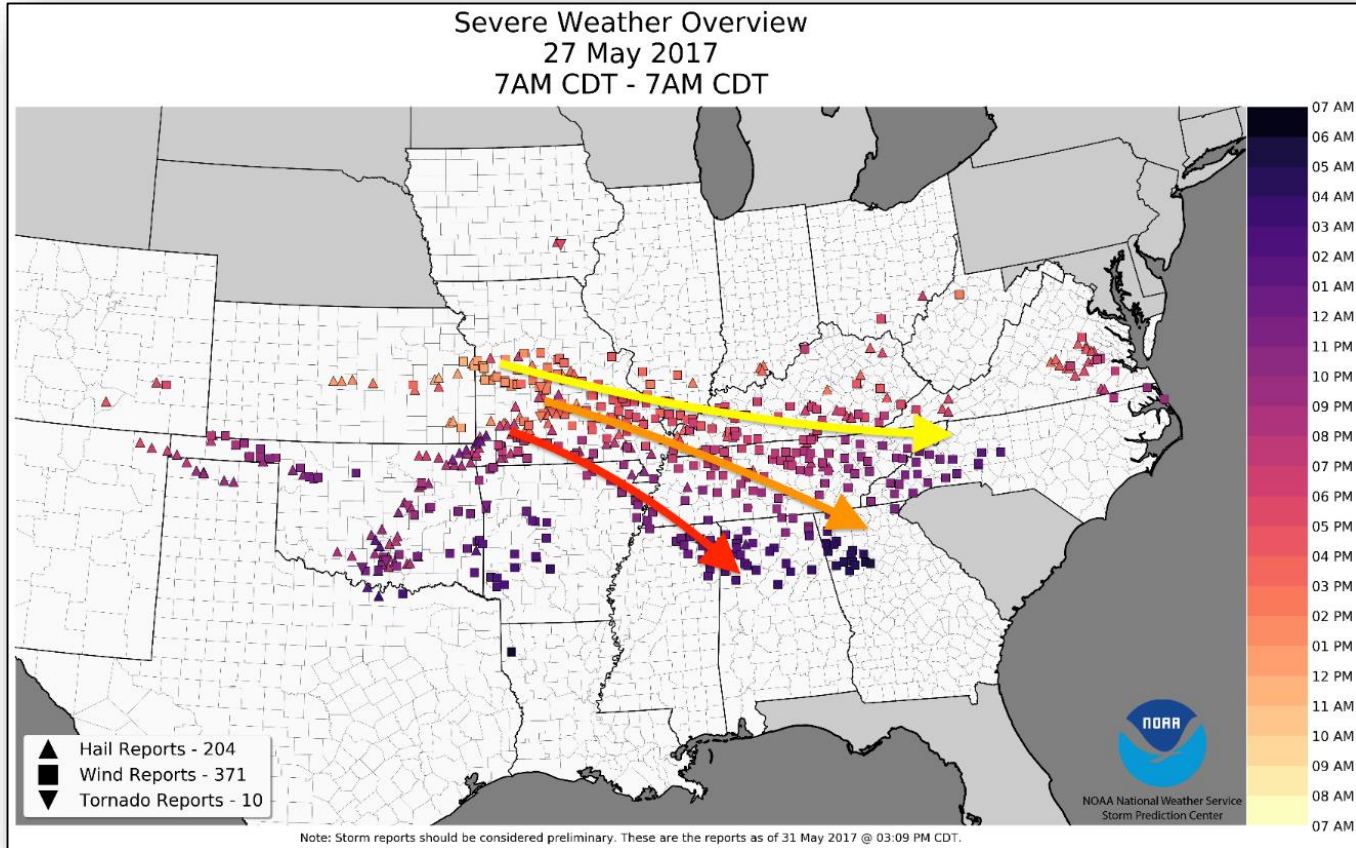
# SPC Monthly Update



# Derecho Event - May 27<sup>th</sup>, 2017



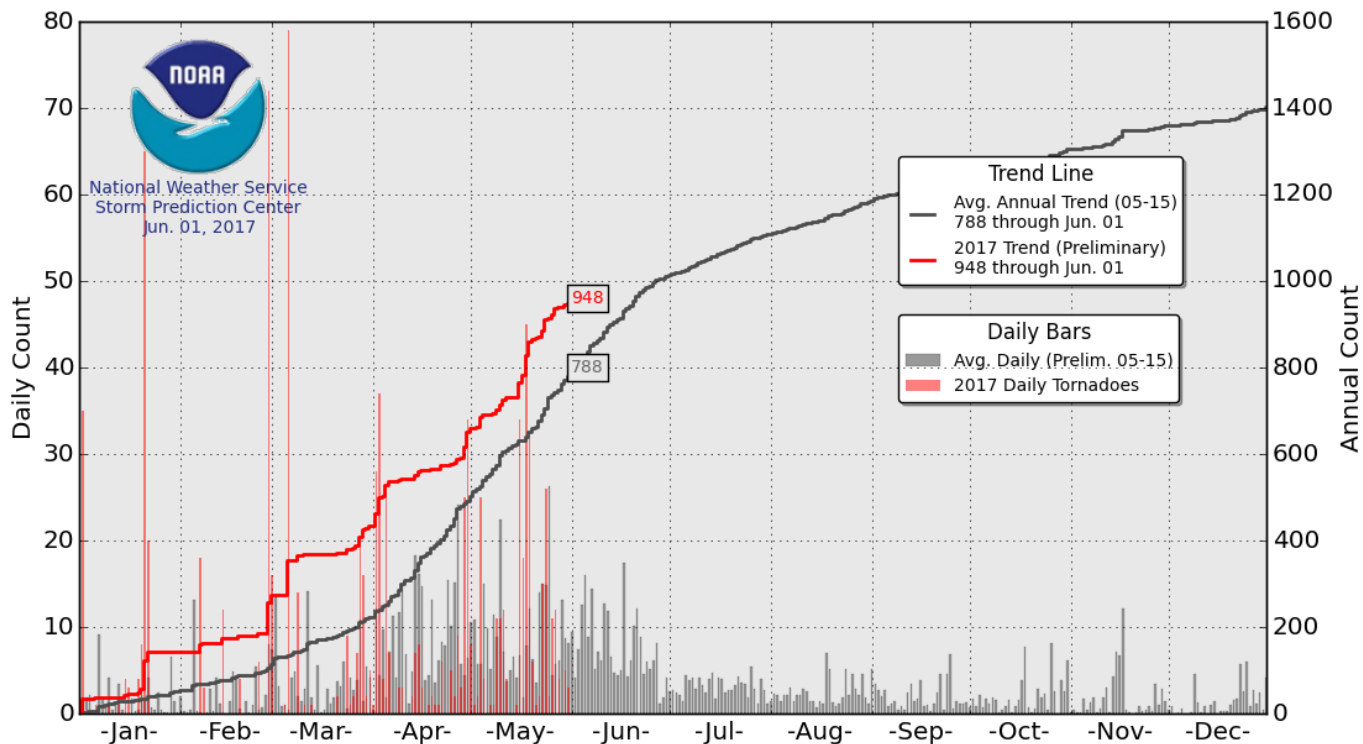
FEMA



# Tornado Activity Thus Far



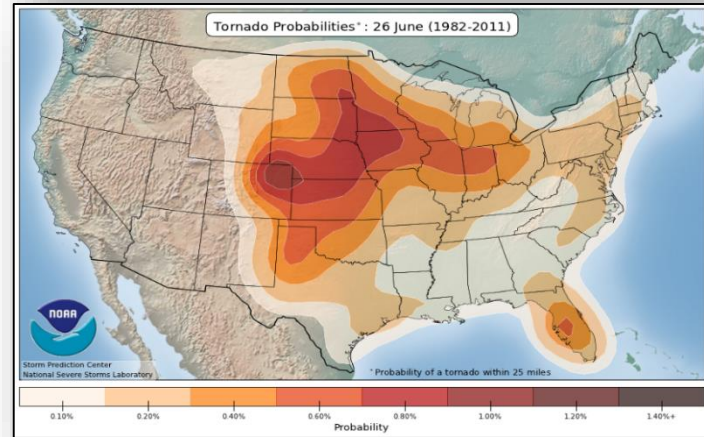
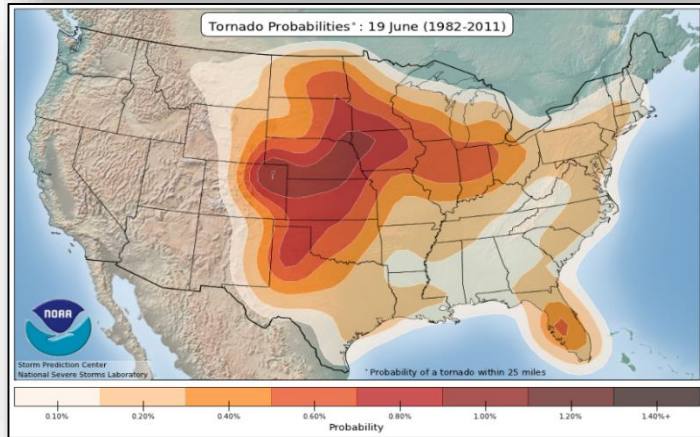
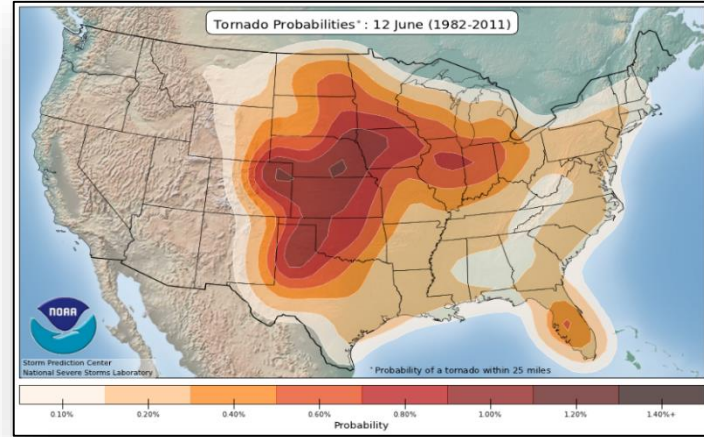
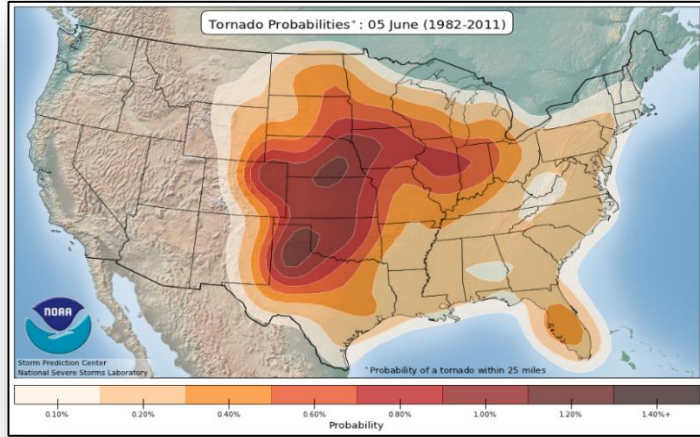
U.S. Tornadoes: Daily Count and Running Annual Trend\*



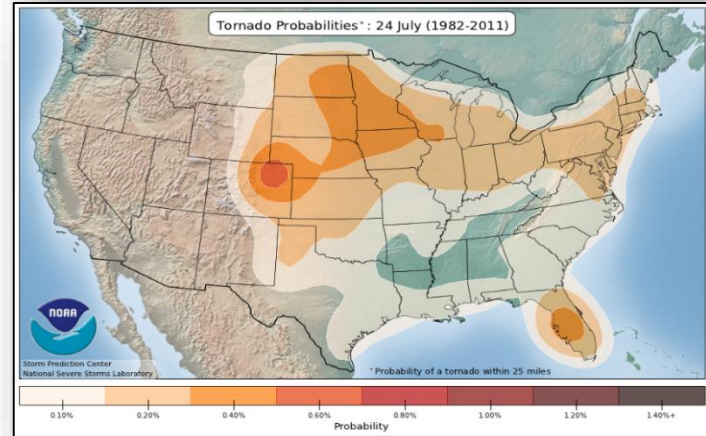
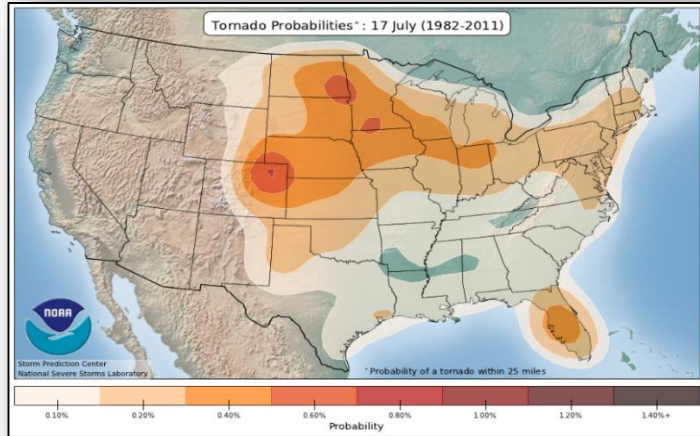
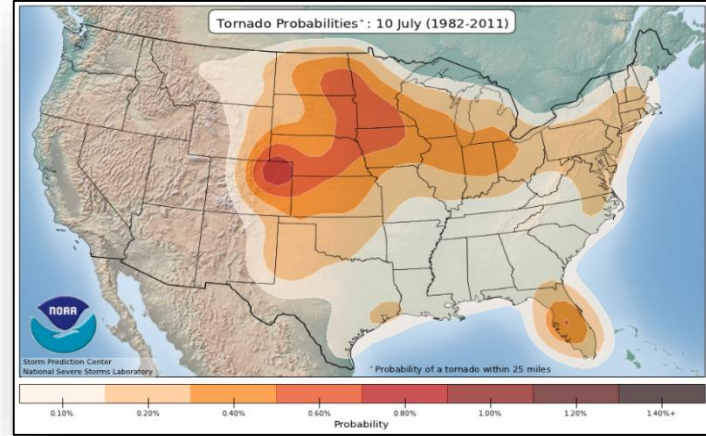
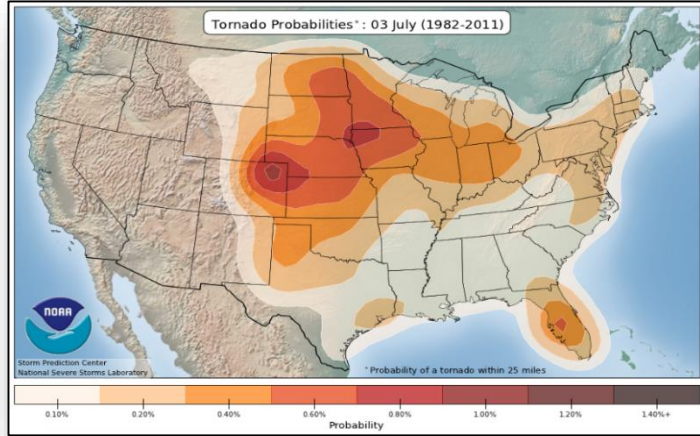
\*Preliminary tornadoes from NWS Local Storm Reports (LSRs)  
Daily and annual averages are based on preliminary LSRs, 2005-2015



# June Tornado Climatology

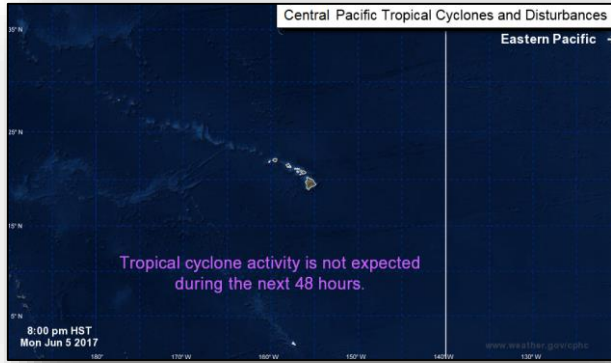


# July Tornado Climatology





# Tropical Outlook – 48-hour



***Central Pacific***

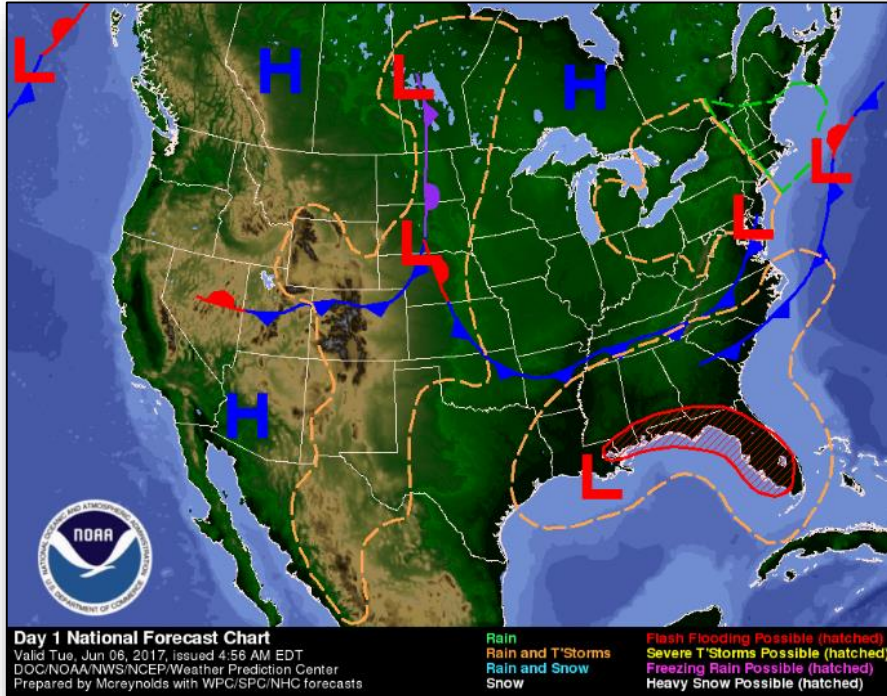


***Eastern Pacific***

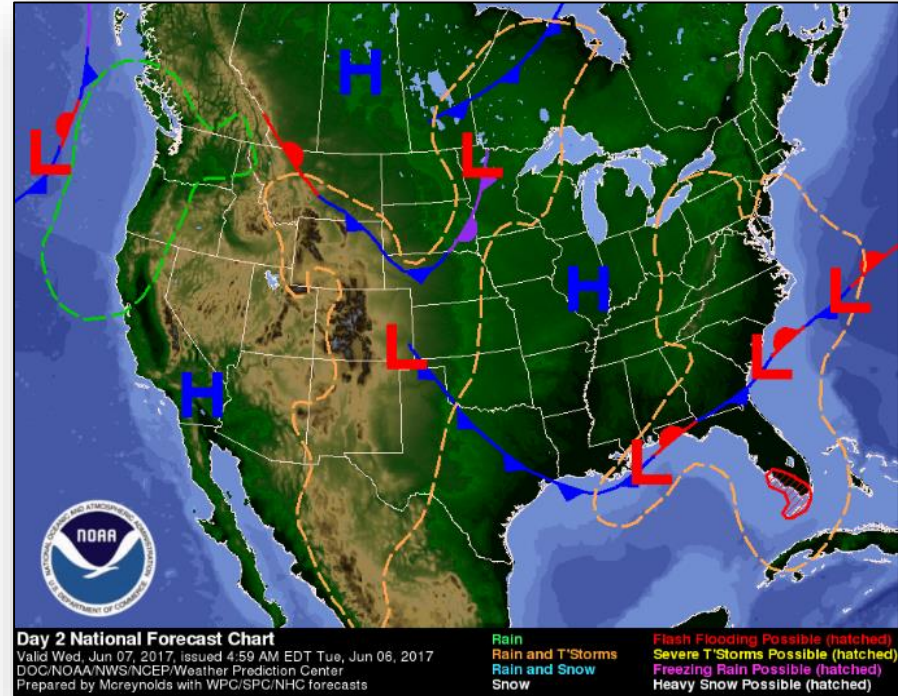


***Atlantic***

# National Weather Forecast

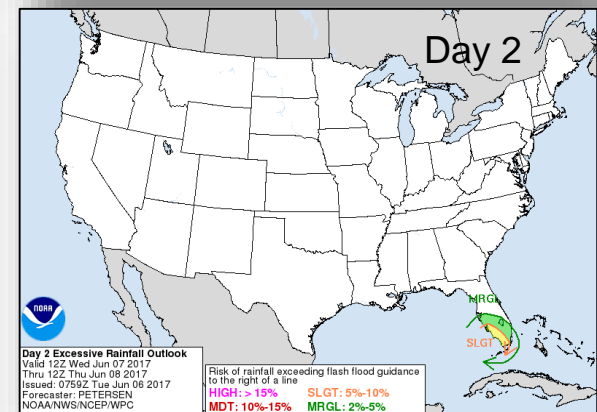
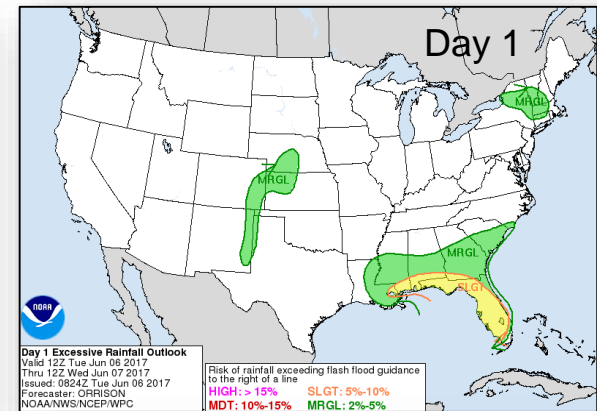
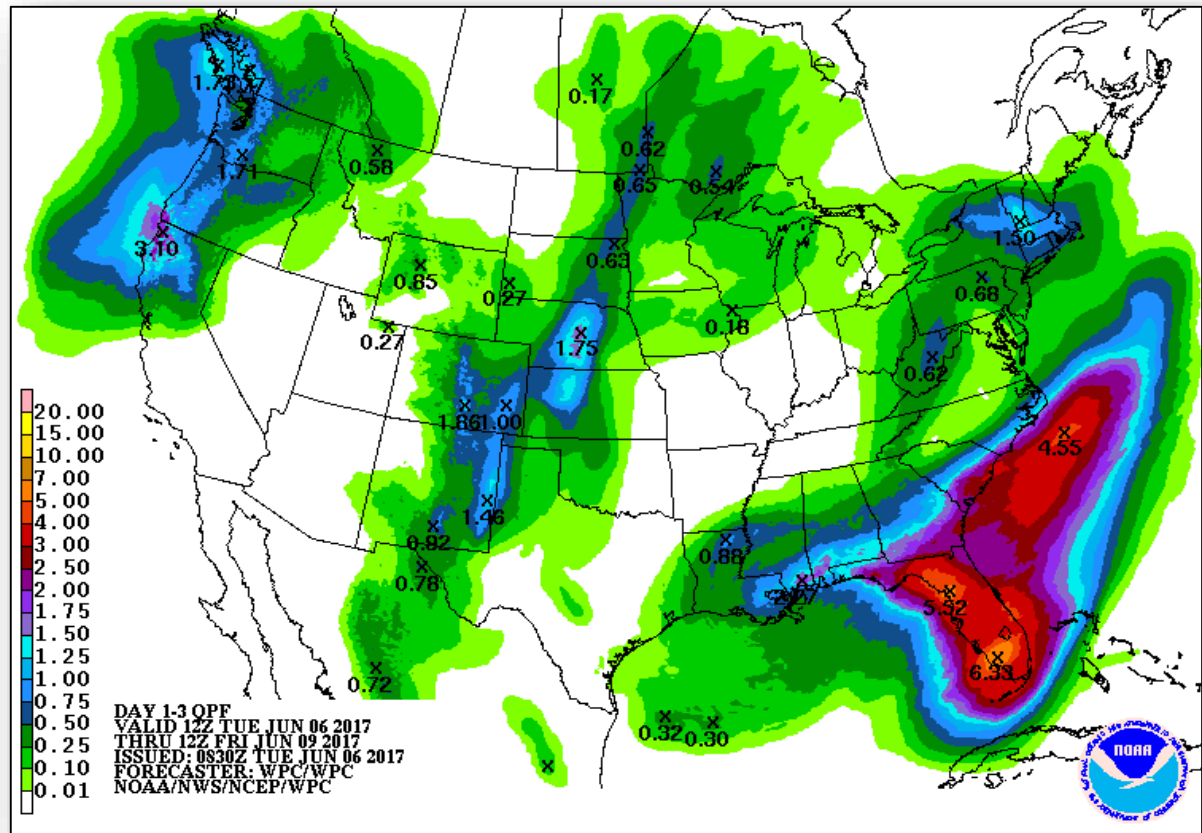


*Today*

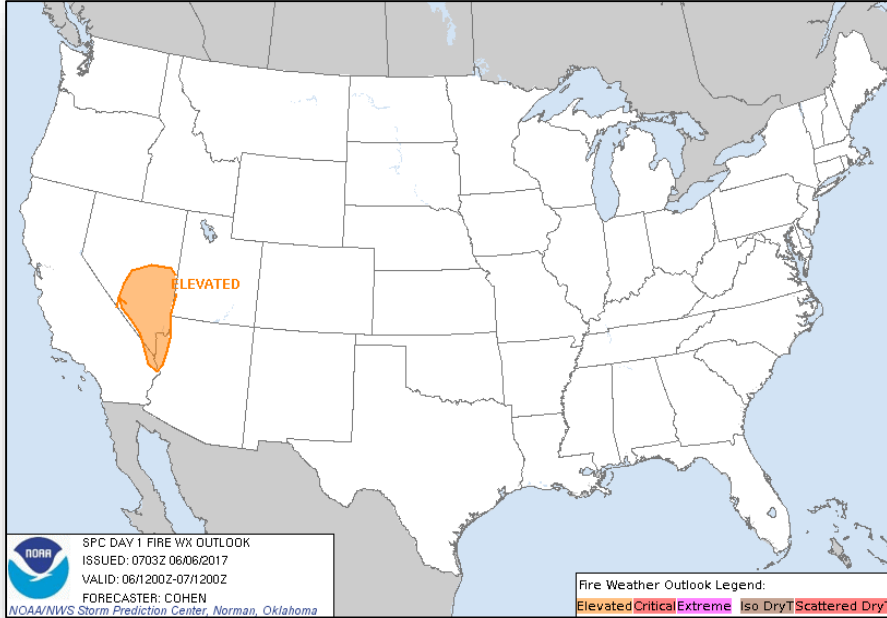


*Tomorrow*

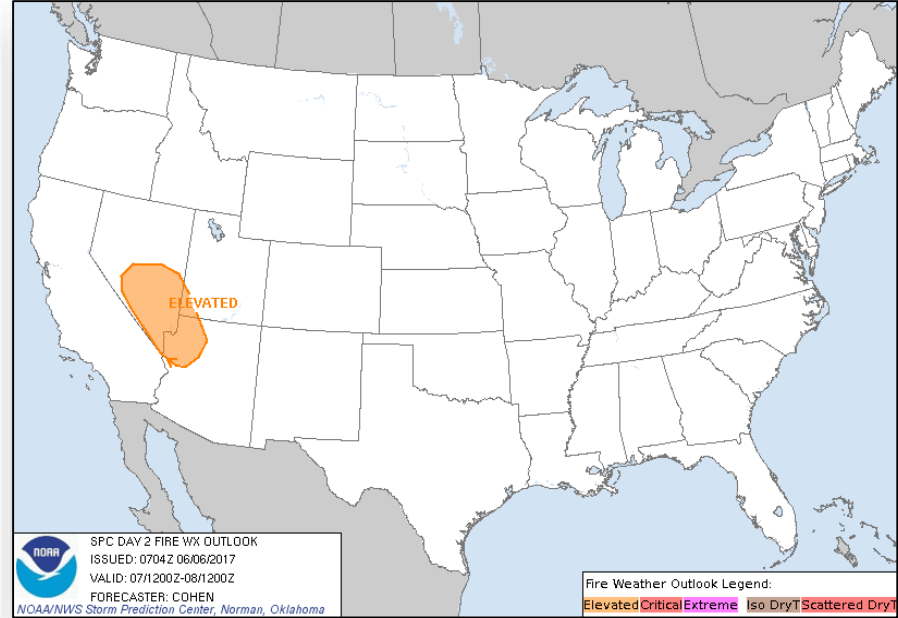
# Precipitation Forecast / Flash Flood Risk



# Fire Weather Outlook



**Today**



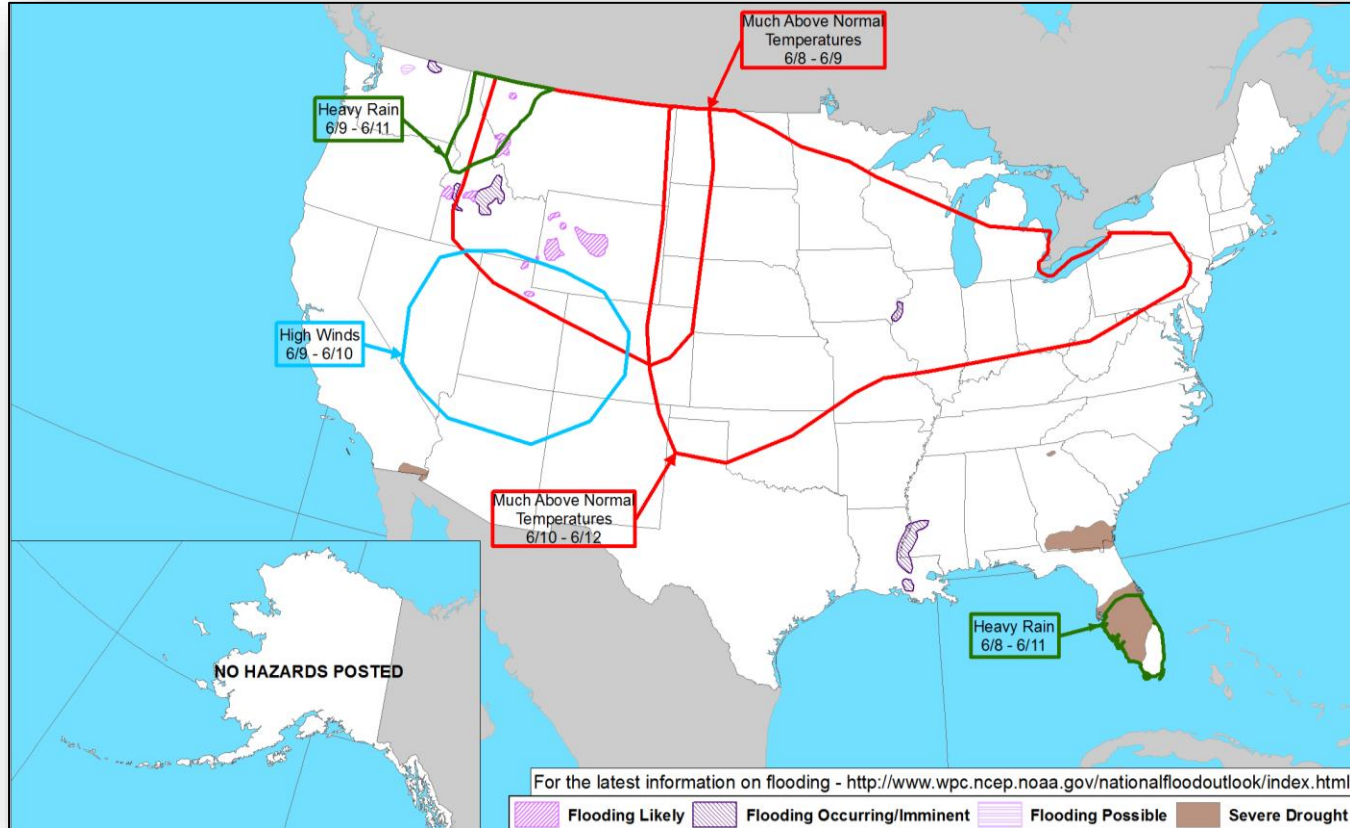
**Tomorrow**



# Hazards Outlook – June 8-12



FEMA





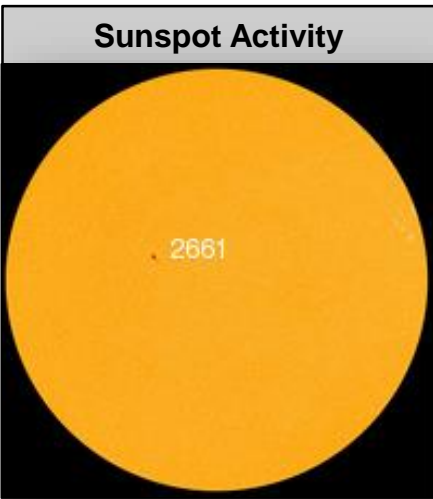

# Space Weather



FEMA

	Space Weather Activity	Geomagnetic Storms	Solar Radiation	Radio Blackouts
Past 24 Hours	None	None	None	None
Next 24 Hours	None	None	None	None

For further information on NOAA Space Weather Scales refer to <http://www.swpc.noaa.gov/noaa-scales-explanation>



# Joint Preliminary Damage Assessments



FEMA


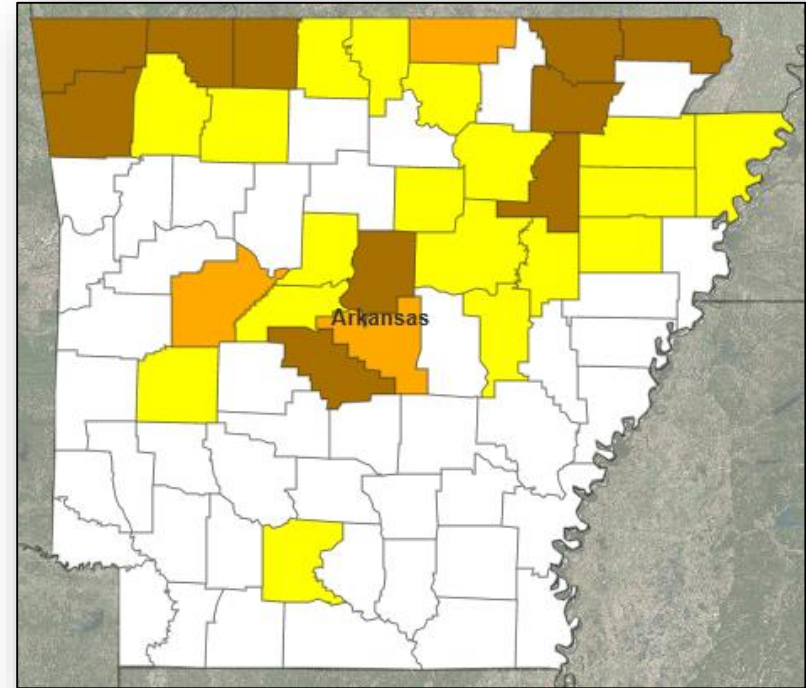
Region	State / Location	Event	IA/PA	Number of Counties		Start – End
				Requested	Completed	
IV	Tennessee	Severe Weather May 21, 2017	IA	0	0	N/A
			PA	2	1	June 3 – TBD
VI	Oklahoma	Tornadoes, Straight-line Winds, Flooding, and Severe Storms May 16, 2017	IA	3	3	May 24 – 25
			PA	18	8	May 31 – TBD

# Declaration Request



## Kansas

- Governor requested a Major Disaster Declaration on June 6, 2017
- For severe storms, tornadoes, straight-line winds, and flooding that occurred April 26 – May 19, 2017
- Requesting:
  - Public Assistance for 28 counties
  - Individual Assistance for 13 counties
  - Hazard Mitigation statewide



# Disaster Requests & Declarations



FEMA

Declaration Requests in Process		Requests APPROVED (since last report)	Requests DENIED (since last report)
4	Date Requested	0	0
NY – DR Severe Winter Storm and Snowstorm	May 29, 2017		
KS – DR Severe Winter Storm, Snowstorm, and Flooding	May 31, 2017		
PA – DR (Appeal) Snowstorm	June 2, 2017		
AR – DR Severe Storms, Tornadoes, and Flooding	June 6, 2017		

# MERS Availability Summary



FEMA

MERS Operations Center	Personnel Availability	Pacing Item Availability	Teams Deployed
Bothell, WA	100%	83%	0
Denton, TX	100%	75%	0
Denver, CO	100%	100%	0
Frederick, MD	97%	100%	0
Maynard, MA	98%	80%	0
Thomasville, GA	100%	87%	0
<b>Overall MERS Availability</b>	<b>99%</b>	<b>88%</b>	<b>100%</b>

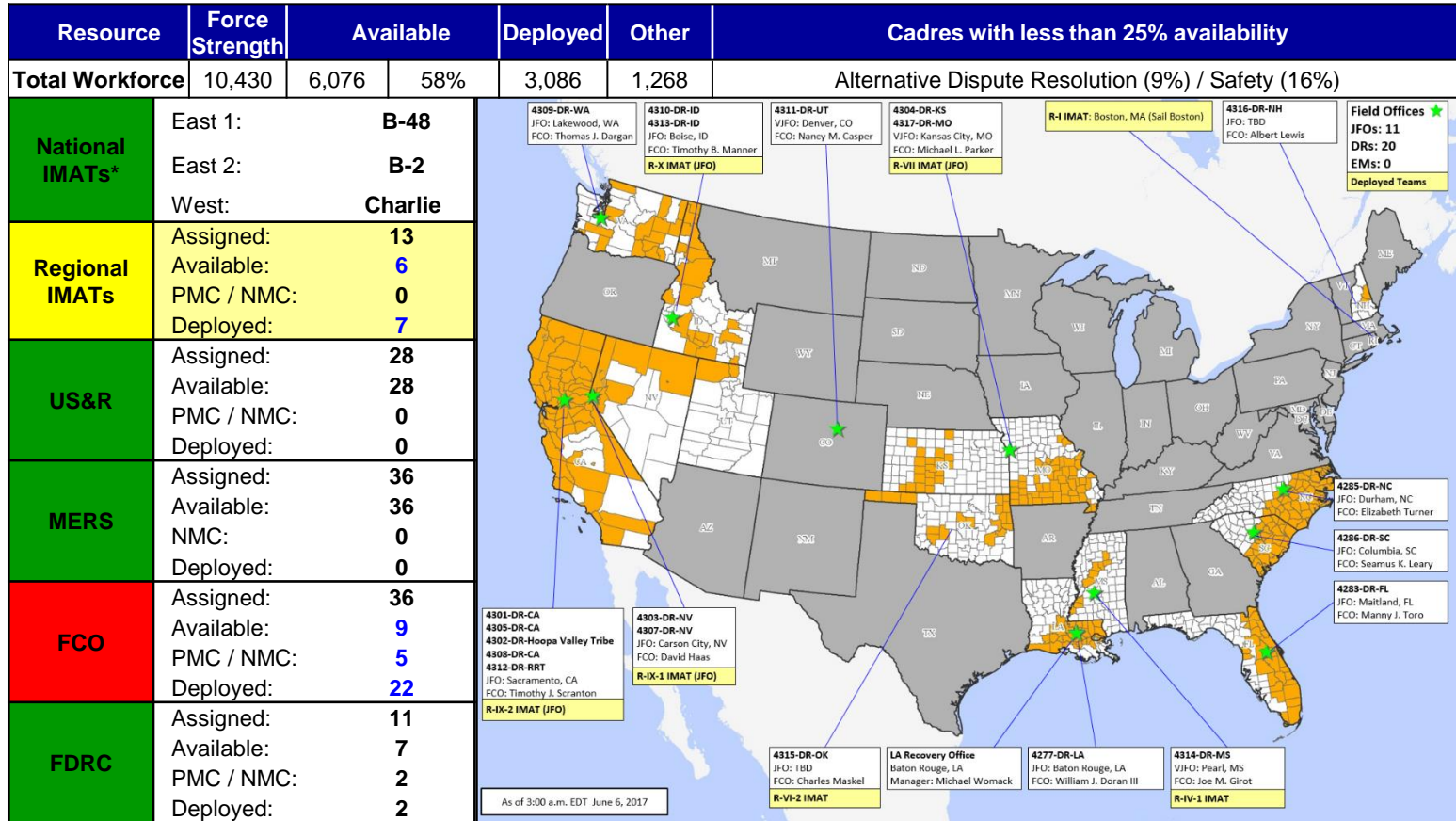
Legend:	> 66%
	66% - 33%
	< 33%
As of:	June 6, 2017



# Readiness – Deployable Teams and Assets



FEMA



\*B-2 Status: Assemble ≤ 2-hrs, On Site ≤ 18-hrs; B-48 Status: Assemble and deploy ≤ 48hrs; Charlie Status: No team assemble time requirement

# Readiness – Activation Teams



Resource	Status	Total	Status	Activated Team	Activation Level	Activation Times	Reason/Comments
NWC		5	Not Activated				
NRCC		2	Not Activated				NRCS Blue Team – June primary
HLT		1	Activated				
RWCs/MOCs		10	Activated	Region X	Enhanced Watch	Day Shift Only May 26 – June 09	Portland Rose Festival
RRCCs		10	Not Activated				

Back-up Regions (June 5-11): **VIII, V, and III**

# Regional Back-up Slide - Update



FEMA

Criteria	Definition	Weighting			FEMA Region									
					I	II	III	IV	V	VI	VII	VIII	IX	X
All-Hazard Threats	Likelihood of imminent disaster that will exhaust the staffing resources of the region.	Steady State (15)	Localized (9)	Multiple (3)	9	9	9	9	15	9	15	15	15	15
Personnel Capabilities (IMAT, DA Work Force, etc.)	Availability of the extra staff resources.	Multiple Teams (20)	Extra Team (12)	<1 Full Team (4)	4	12	12	12	12	4	4	12	4	4
Number of JFOs Open in Region	Number of open or potential JFOs within the region that require staffing over the next 2 weeks relative to the number of states in the region.	≤ 25% (5)	≤ 50% ≥ (3)	≥ 75% (1)	5	5	5	3	5	3	5	5	3	3
Number of Declared Disasters or Emergencies in the Region	Number of active or potential disasters/emergencies being worked within the region that require staffing over the next 2 weeks relative to the number of states in the region.	≤ 25% (10)	≤ 50% ≥ (6)	≥ 75% (2)	10	10	10	6	10	6	2	10	2	2
		Totals			28	36	36	30	42	22	26	42	24	24

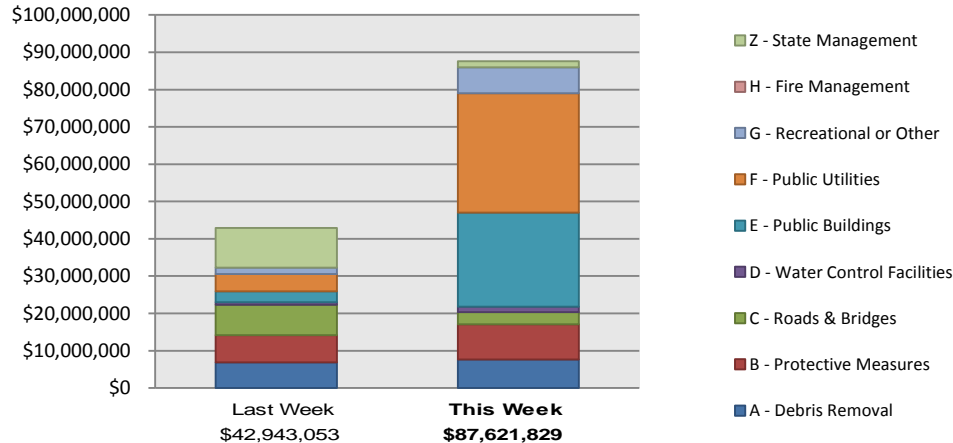
**Regions VIII, V, and III**

# Public Assistance Grant Program



PA Project Worksheets Obligated in past week, as of 06/05/17 at 1500 EDT										
PA Category	Emergency Work		Permanent Work					H - Fire Management	Z - State Management	Total
	A - Debris Removal	B - Protective Measures	C - Roads & Bridges	D - Water Control Facilities	E - Public Buildings	F - Public Utilities	G - Recreational or Other			
Number Of PWs Obligated	52	94	63	2	39	27	14	0	6	297
Federal Share Obligated	\$7,667,234	\$9,415,927	\$3,249,210	\$1,453,651	\$25,269,971	\$31,940,269	\$6,969,752	\$0	\$1,655,815	\$87,621,829

## Public Assistance Obligated per Category In the Past 2 Weeks – 05/22/2017 through 06/05/2017



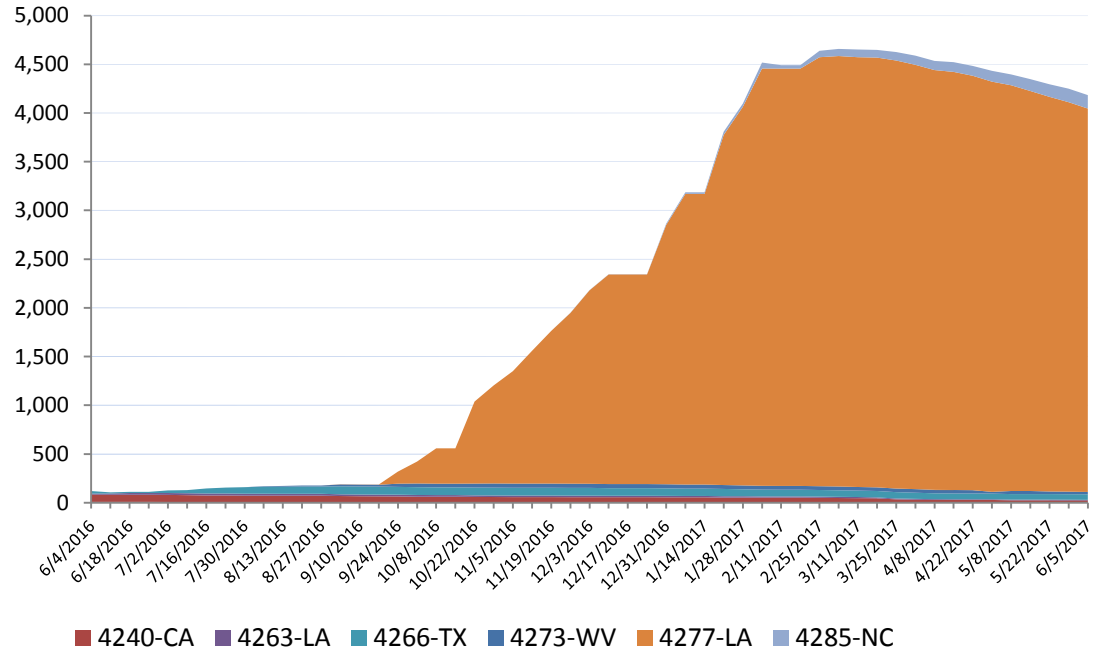
## PA Highlights

- None

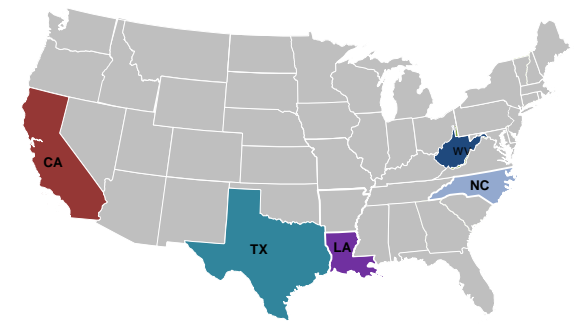
# Direct Housing



**Total Households in FEMA Direct Housing per State**  
 Past Year per Week, 06/04/2016 – 06/05/2017, There are currently **4,184** Households  
 Occupying **4,184** Temporary Units



DR	IA Declaration Date	Program End Date	Current # of Households in Direct Housing (Weekly Change)
4240-CA	9/22/2015	3/22/2017	22 (-2)
4263-LA	3/13/2016	9/13/2017	7 (0)
4266-TX	3/19/2016	9/19/2017	57 (0)
4273-WV	6/25/2016	12/26/2017	24 (-8)
4277-LA	8/14/2016	2/14/2018	3996 (-55)
4285-NC	10/10/2016	4/10/2018	138 (+9)



**States with Currently Occupied Units**



# NPSC Activity



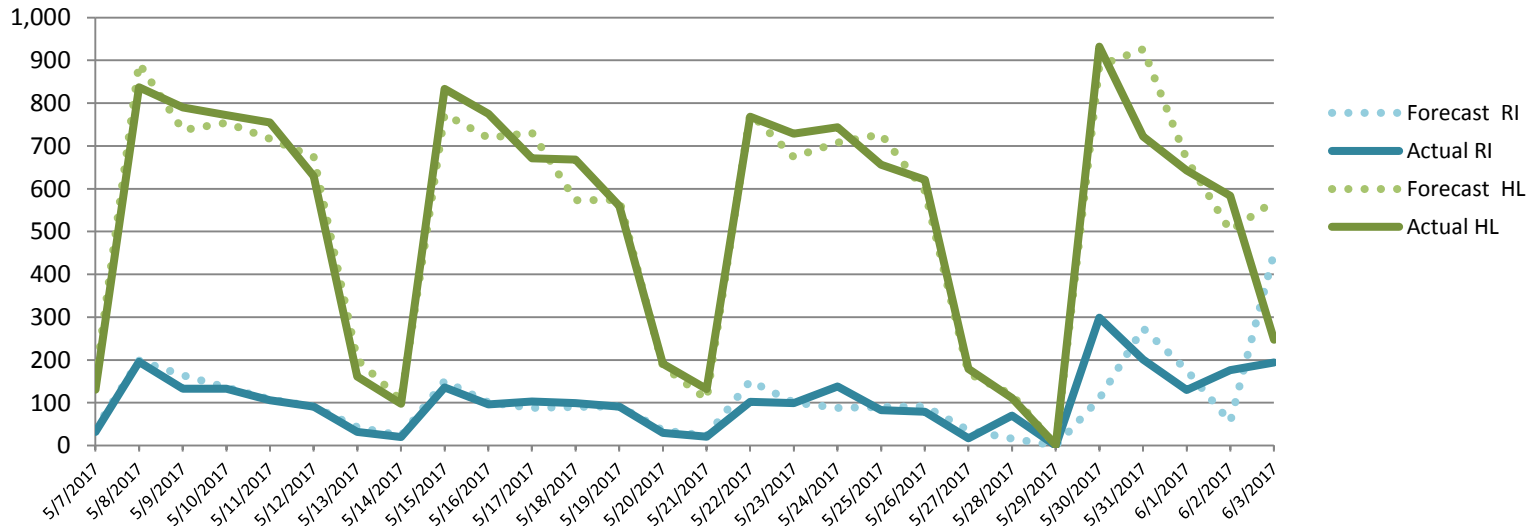
## NPSC Call Activity in the Past Week

5/28/2017 through 6/03/2017

Call Type	Projected Calls	Actual Calls	Average Speed of Answer	Maximum Delay Time
Registration Intake:	1,081	1,070	:13	5:29
Helpline:	3,675	3,240	:12	3:29
<b>Combined:</b>	<b>4,756</b>	<b>4,310</b>	<b>:12</b>	<b>5:29</b>

## NPSC Call Forecasting and Actual Calls Over the Past 4 Weeks

05/07/2017 through 06/03/2017



**1** Disaster with a Currently Open Registration Period

# Individual Assistance Activity

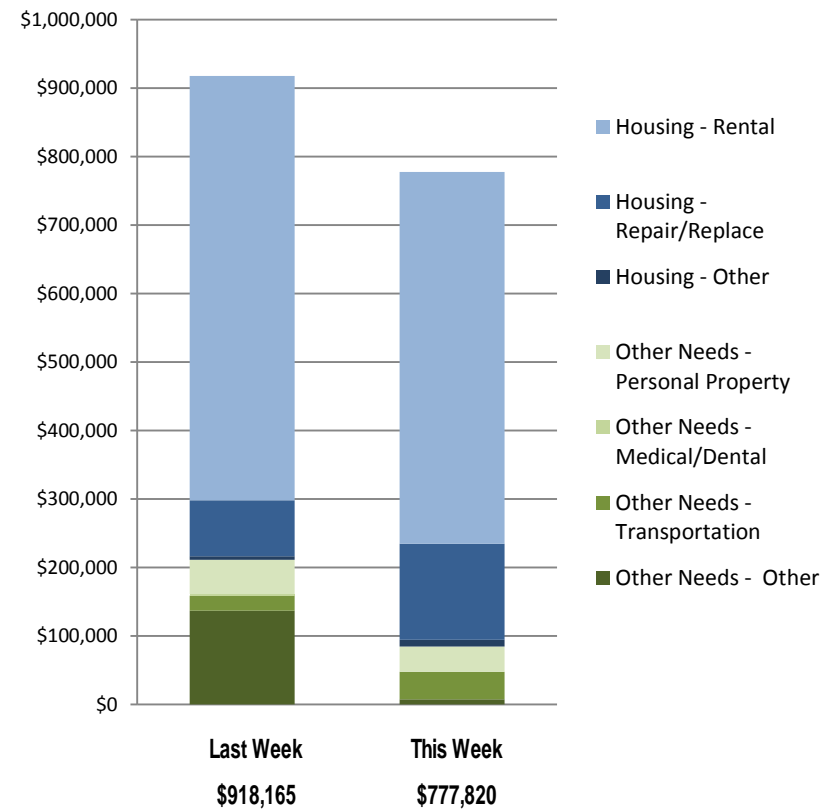


FEMA

Individuals and Households Program Activity As Of: **6/5/17**

	<i>In Past 7 Days</i>		<i>Cumulative</i>		
	<i>Applicants Approved</i>	<i>Amount Approved</i>	<i>Applicants Approved</i>	<i>Amount Approved</i>	
	<b>4317-MO Declared 06-02-2017 End Of Reg Period 08-01-2017</b>				
<b>Open Registration Period</b>	<b>Housing Assistance</b>	1	\$21,518.55	1	\$21,518.55
	<b>Other Needs Assistance</b>	1	\$8,255.59	1	\$8,255.59
	<b>Total IHP</b>	<b>\$29,774.14</b>		<b>\$29,774.14</b>	
	<b>Average IHP</b>			<b>\$29,774</b>	
	<b>Total Max Grants</b>			<b>0</b>	
	<b>17 Declarations IHP Programmatically Open - Closed Registration *</b>				
<b>Other IHP Active</b>	<b>Housing Assistance</b>	195	\$671,815.62		
	<b>Other Needs Assistance</b>	39	\$76,230.60		
	<b>Total IHP</b>	<b>\$748,046.22</b>			
	<b>Total IHP Approved in Past Week</b>	<b>\$777,820.36</b>			

**IHP Approved per Category in the Past 2 Weeks – 05/22/2017 through 06/05/2017**





# FEMA

**FEMA's mission is to support our citizens and first responders to ensure that as a nation we work together to build, sustain, and improve our capability to prepare for, protect against, respond to, recover from, and mitigate all hazards.**