



# FEMA

## Daily Operations Briefing

Wednesday, March 22, 2017

8:30 a.m. EDT

# Significant Activity – Mar 21-22



**Significant Events:** None

**Significant Weather:**

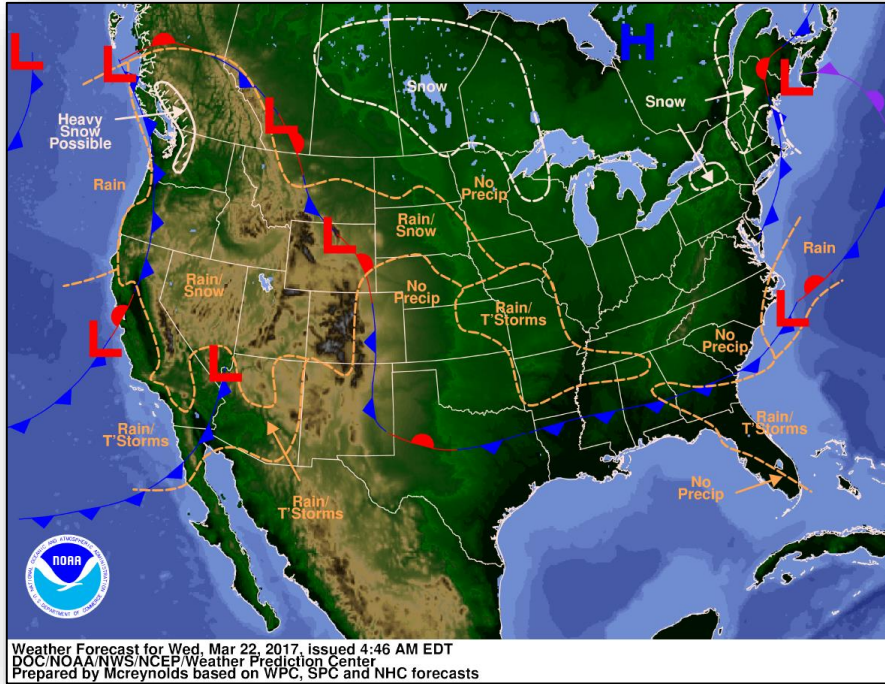
- Rain and Thunderstorms – CA, Southwest, Plains, Lower/Middle Mississippi, Tennessee valleys, and Southeastern U.S.
- Rain and snow – Pacific Northwest to the Plains, and Upper Mississippi Valley
- Heavy Snow – Pacific Northwest
- Snow – Northeast
- Space Weather – Past 24 hours: Minor, Geomagnetic storms reaching G1 level occurred; Next 24 hours: Minor, Geomagnetic storms reaching G1 level expected

**Tropical Activity:** No activity affecting U.S. interests

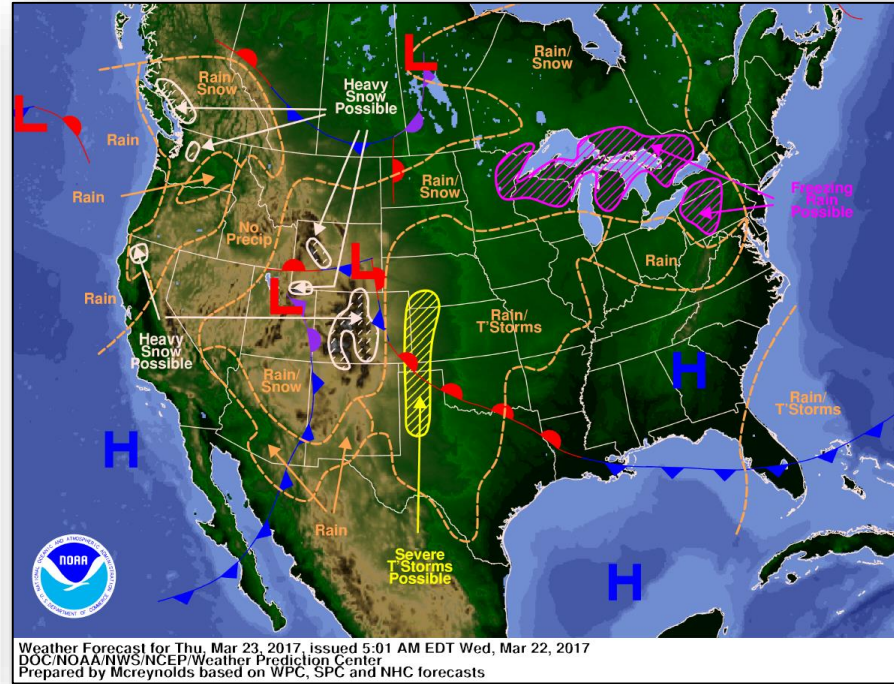
**Earthquake Activity:** No significant activity

**Declaration Activity:** None

# National Weather Forecast

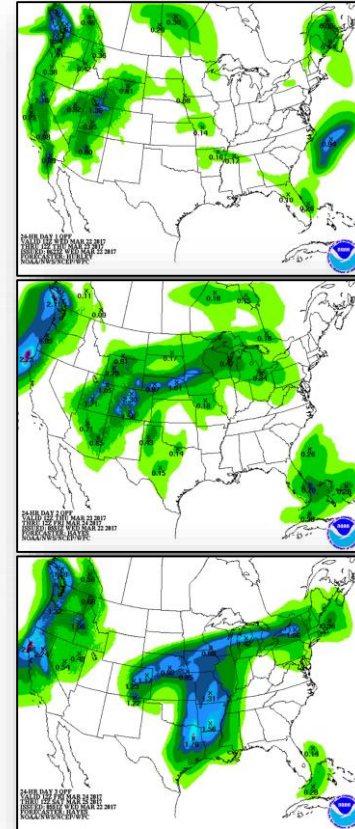
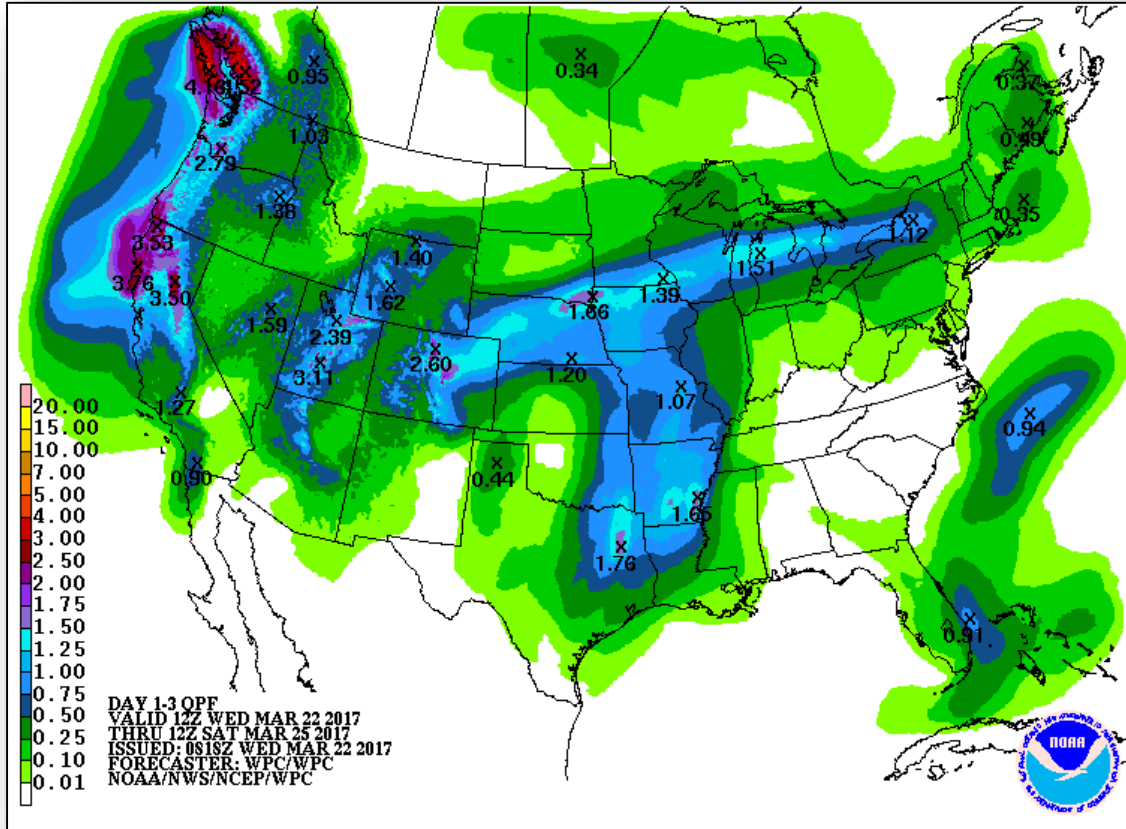


*Today*

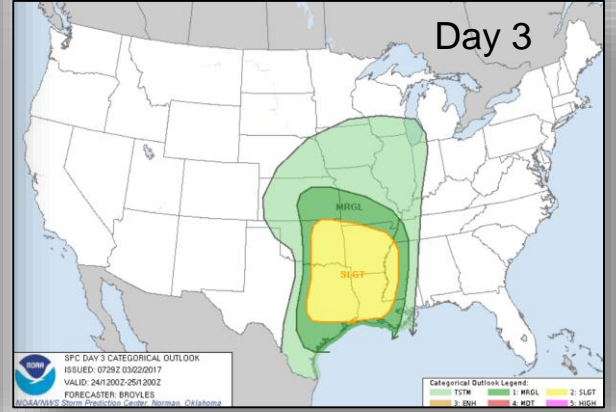
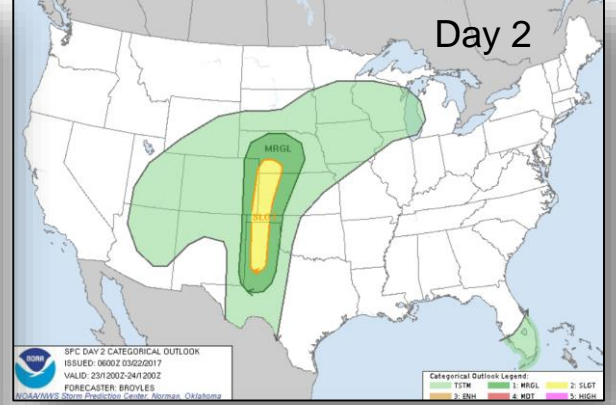
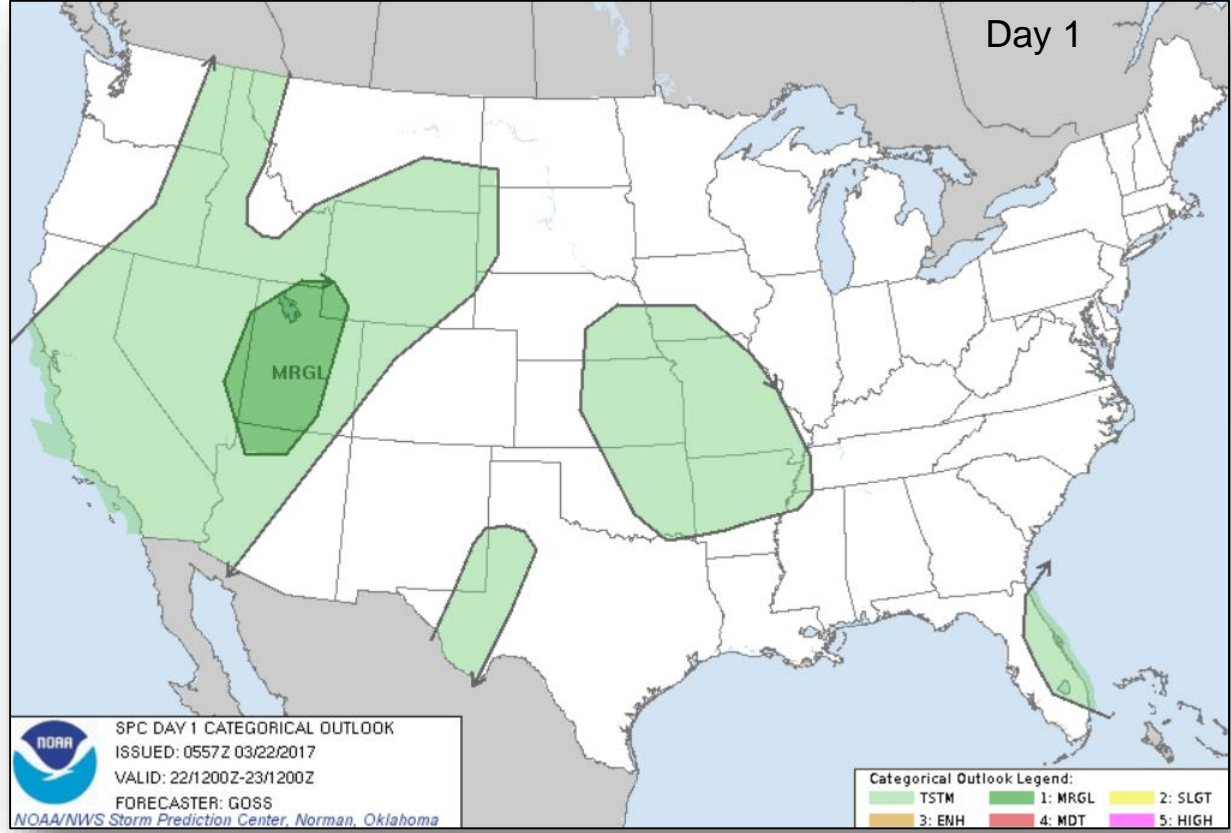


*Tomorrow*

# Precipitation Forecast – Days 1-3



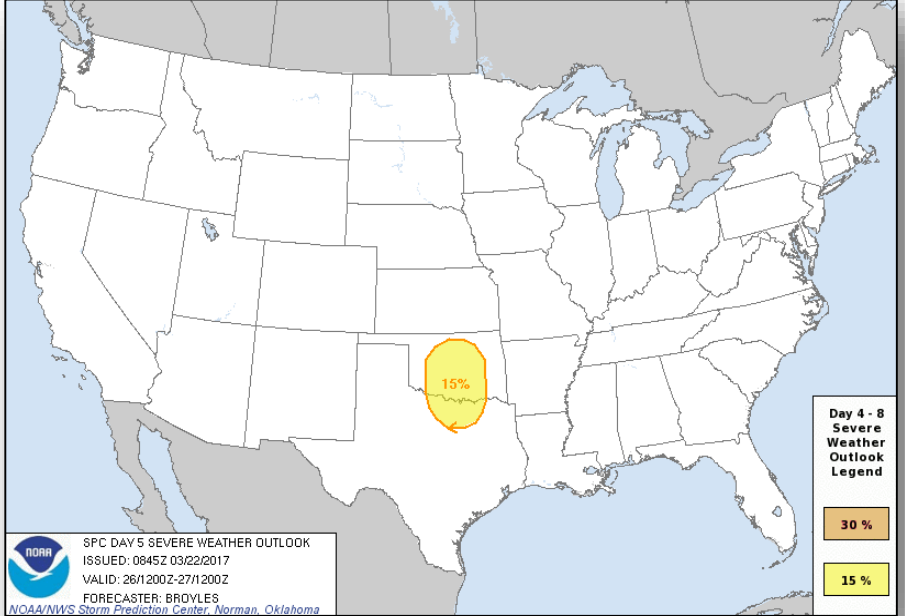
# Severe Weather Outlook – Days 1-3



# Severe Weather Outlook – Days 4-5

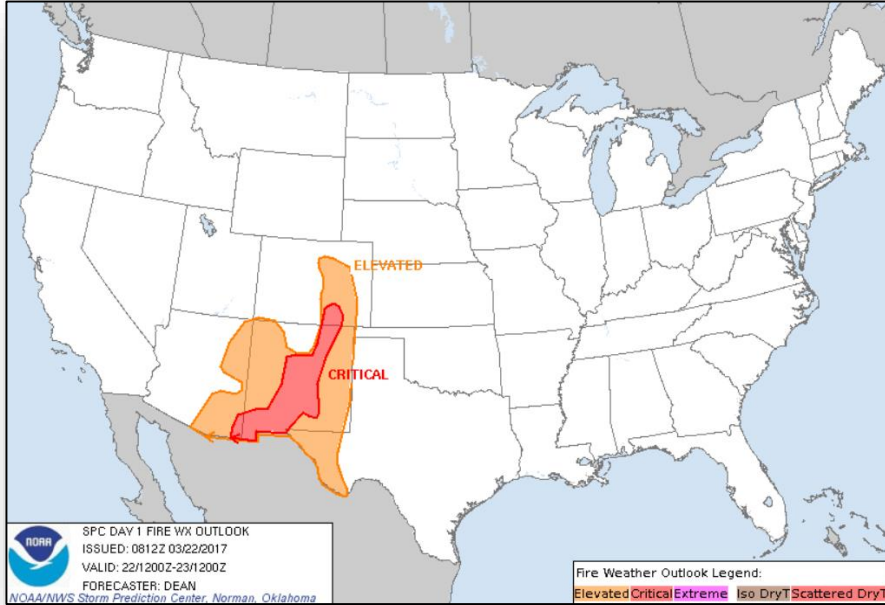


**Saturday**

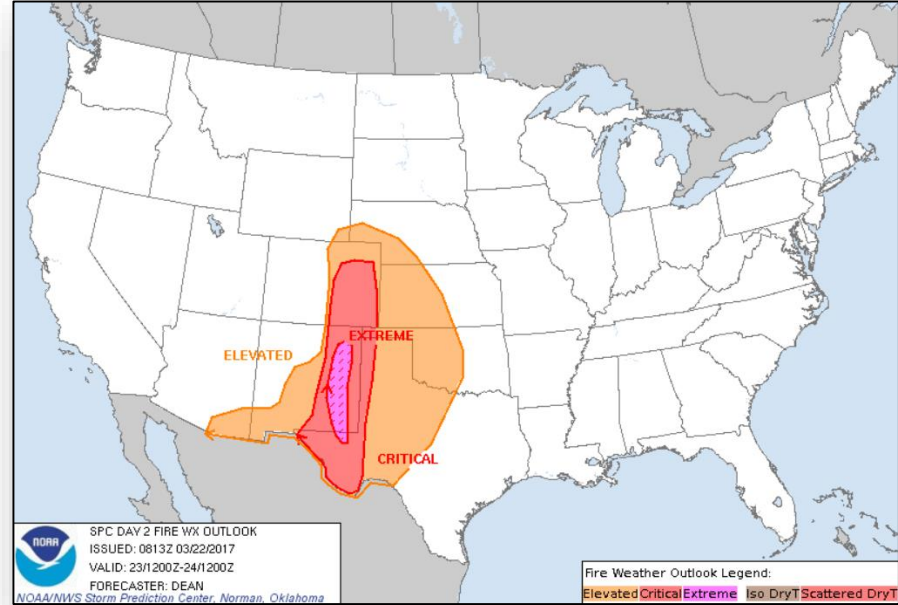


**Sunday**

# Fire Weather Outlook



Day 1

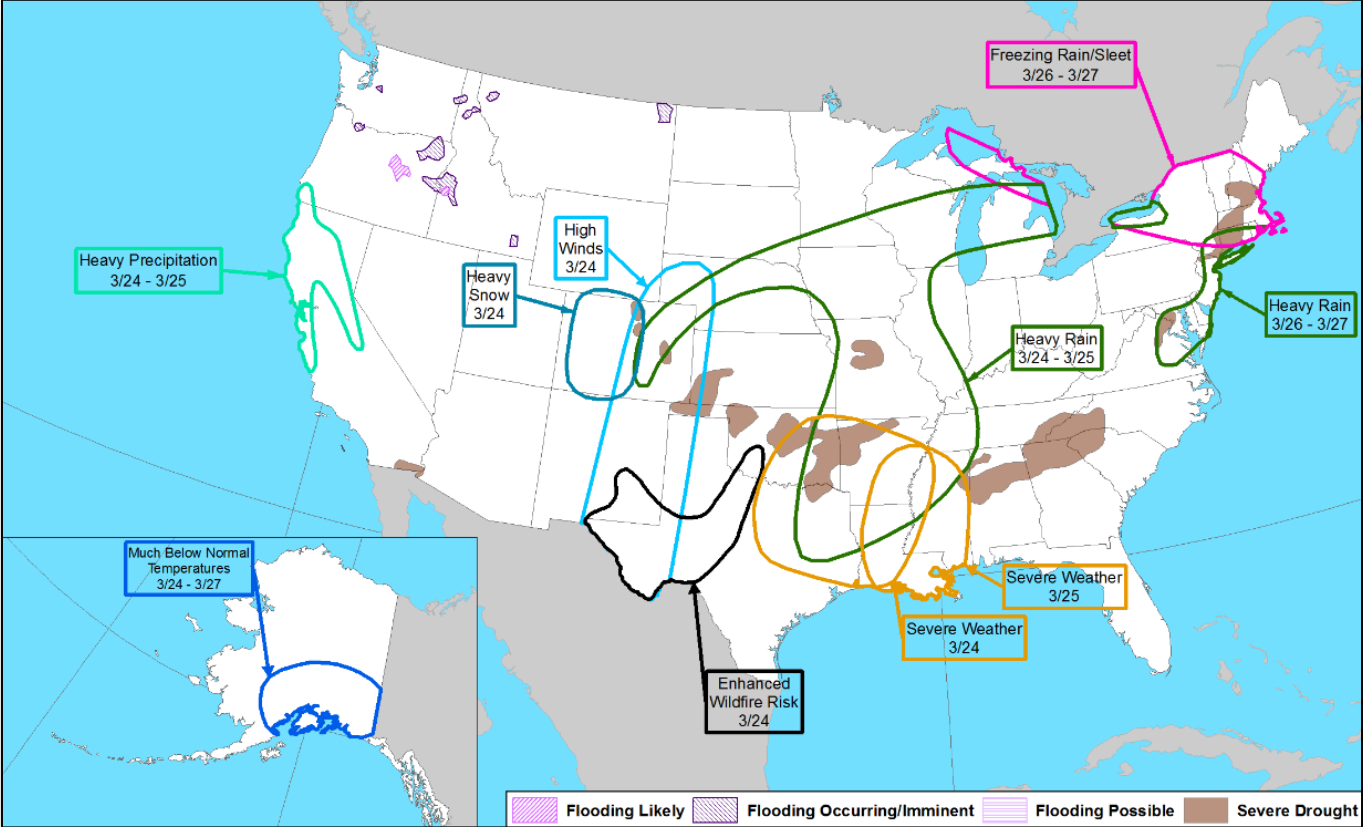


Day 2

# Hazards Outlook – March 24-28



FEMA





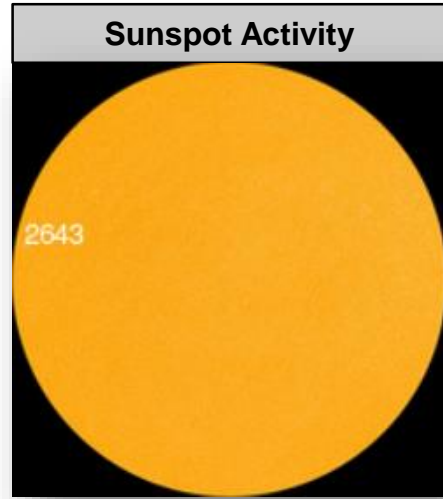

# Space Weather



FEMA

	Space Weather Activity	Geomagnetic Storms	Solar Radiation	Radio Blackouts
Past 24 Hours	Minor	G1	None	None
Next 24 Hours	Minor	G1	None	None

*For further information on NOAA Space Weather Scales refer to <http://www.swpc.noaa.gov/noaa-scales-explanation>*



# Joint Preliminary Damage Assessments



FEMA

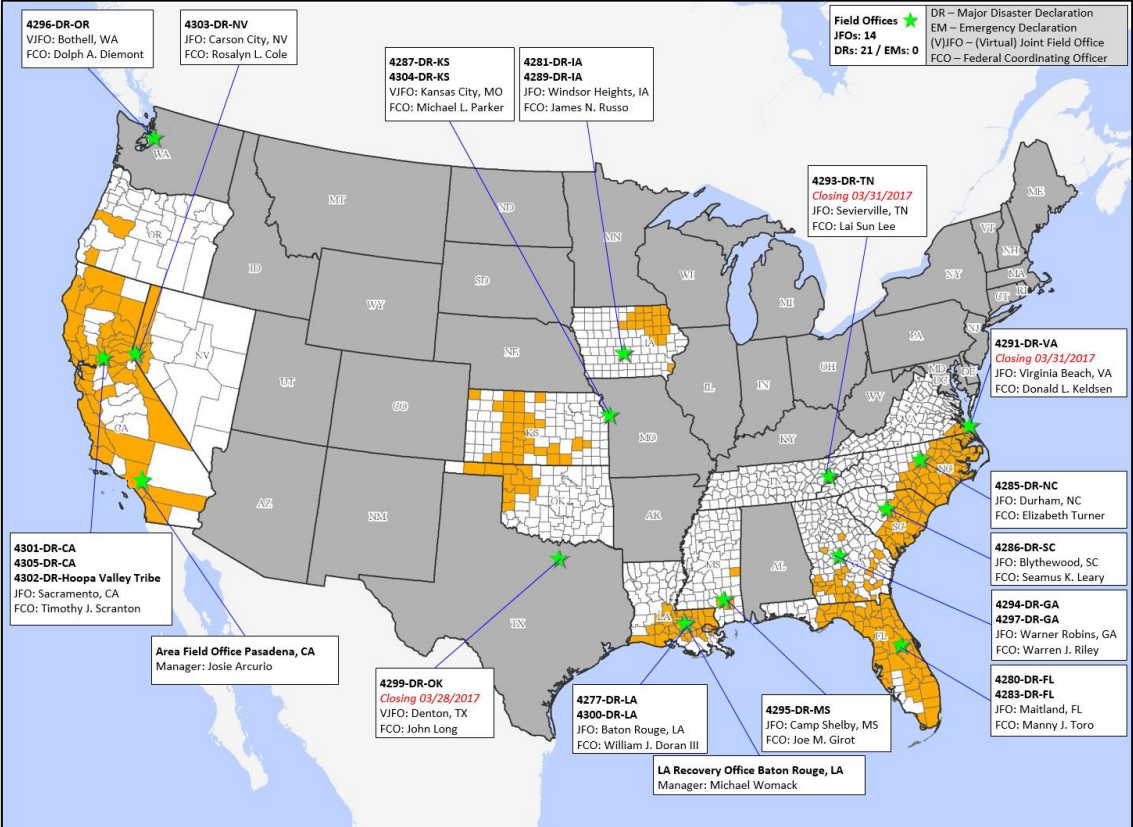
Region	State / Location	Event	IA/PA	Number of Counties		Start – End
				Requested	Completed	
X	Washington	Winter Storms, Flooding, Landslides & Mudslides January 2 – February 22, 2017	IA	0	0	N/A
			PA	19	0	3/20 – TBD

# Disaster Requests & Declarations



Declaration Requests in Process		Requests APPROVED (since last report)	Requests DENIED (since last report)
5	Date Requested	0	0
ID – DR Severe Winter Storm	February 28, 2017		
NV – DR Severe Winter Storms, Straight-line Winds, Flooding and Mudslides	March 8, 2017		
WY – DR Severe Winter Storm	March 9, 2017		
OR – DR Severe Winter Storms, Flooding, Landslides, and Mudslides	March 9, 2017		
CA – DR Severe Winter Storms, Flooding, and Mudslides	March 19, 2017		

# Open Field Offices



# Readiness – Deployable Teams and Assets



Resource	Force Strength	Available		Deployed	Other	Cadres with less than 25% availability
Total Workforce	10,200	5,958	58%	2,919	1,323	Environmental & Historic Preservation, Field Leadership

Resource	Status	Total	FMC Available	Partially Available	Not Available	Detailed, Deployed, Activated	Comments	Status Criteria																				
National IMAT		3	3	0	0	0	East-2 – Primary (March)	Green: >3 Teams Available Yellow: 1 - 2 Teams Available Red: 0 Teams Available <i>N-IMAT red if 50% of Section Chiefs or Team Leader unavailable for deployment</i>																				
Regional IMAT		13	10	0	0	3	<b>Deployed:</b> Region IV-2 to MS (DR-4295) Region IX-1 to NV (DR-4303) Region IX-2 to CA (EM-3381) <b>Training:</b> Region II to VA (FMC - training through 3/22)	Green > 6 Teams Available Yellow: 4 - 6 Teams Available Red: 0 - 4 Teams Available  <i>R-IMAT also red if TL or Ops / Log Chief is unavailable &amp; has no qualified replacement</i>																				
FCO		36	9	0	5	22		OCD Readiness <table border="1"> <thead> <tr> <th>FCO</th> <th>Green</th> <th>Yellow</th> <th>Red</th> </tr> </thead> <tbody> <tr> <td>Type 1</td> <td>3+</td> <td>2</td> <td>1</td> </tr> <tr> <td>Type 2</td> <td>4+</td> <td>3</td> <td>2</td> </tr> <tr> <td>Type 3</td> <td>4+</td> <td>3</td> <td>2</td> </tr> <tr> <td>FDRC</td> <td>3</td> <td>2</td> <td>1</td> </tr> </tbody> </table>	FCO	Green	Yellow	Red	Type 1	3+	2	1	Type 2	4+	3	2	Type 3	4+	3	2	FDRC	3	2	1
FCO	Green	Yellow	Red																									
Type 1	3+	2	1																									
Type 2	4+	3	2																									
Type 3	4+	3	2																									
FDRC	3	2	1																									
FDRC		11	5	0	2	4																						
US&R		28	27	0	0	1	NV-TF1 deployed to Reno, NV (flooding)	Green: >66% Available Yellow: 33% - 66% Available Red: <33% Available																				
MERS		36	30	0	6	0		Green: >66% Available Yellow: 33% - 66% Available Red: <33% Available																				

# Readiness – Activation Teams



Resource	Status	Total	Status	Activated Team	Activation Level	Activation Times	Reason/Comments
NWC		5	Not Activated				
NRCC		2	Not Activated				
HLT		1	Not Activated				Deactivated for the season
RWCs/MOCs		10	Not Activated				
RRCCs		10	Not Activated				

**Back-up Regions (March 20-27): I, II & VIII**



# FEMA

**FEMA's mission is to support our citizens and first responders to ensure that as a nation we work together to build, sustain, and improve our capability to prepare for, protect against, respond to, recover from, and mitigate all hazards.**