



# **FEMA**

## **Daily Operations Briefing**

**Sunday, March 19, 2017**

**8:30 a.m. EDT**

# Significant Activity – Mar 18-19



**Significant Events:** None

**Significant Weather:**

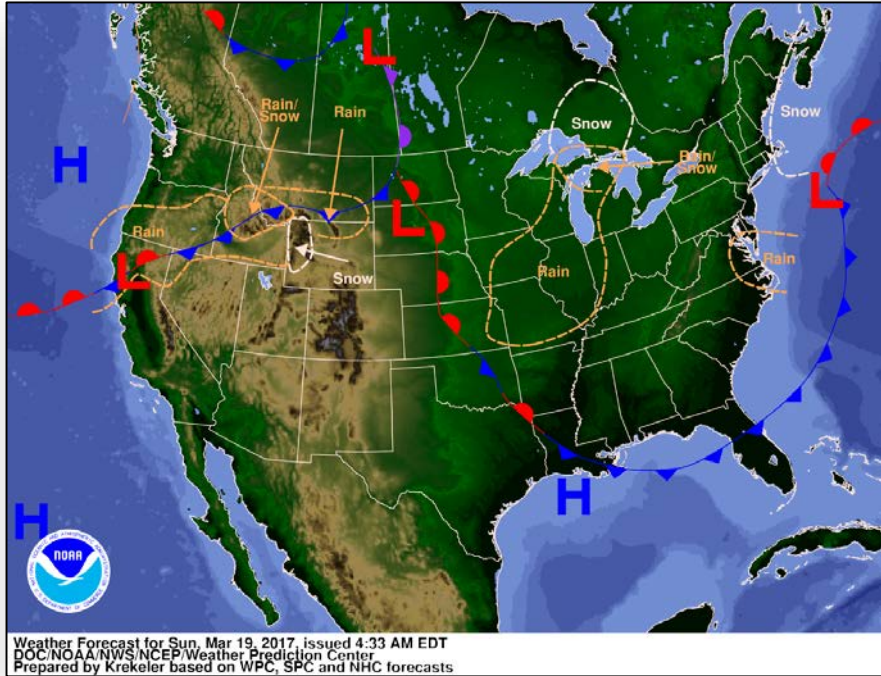
- Snow – Northern/Central Rockies
- Rain and snow – Northern Intermountain, Northern Rockies and Great Lakes
- Rain – Pacific Northwest to Northern Intermountain and northern CA; Northern Plains; Middle/Upper Mississippi Valley to Great Lakes; Mid-Atlantic
- Critical/Elevated fire weather areas - Central/Southern Plains and Southeast
- Red Flag Warnings – TX, OK, KS, NE, CO & WY
- Space Weather – Past 24 hours: none; next 24 hours: none

**Tropical Activity:** No activity affecting U.S. interests

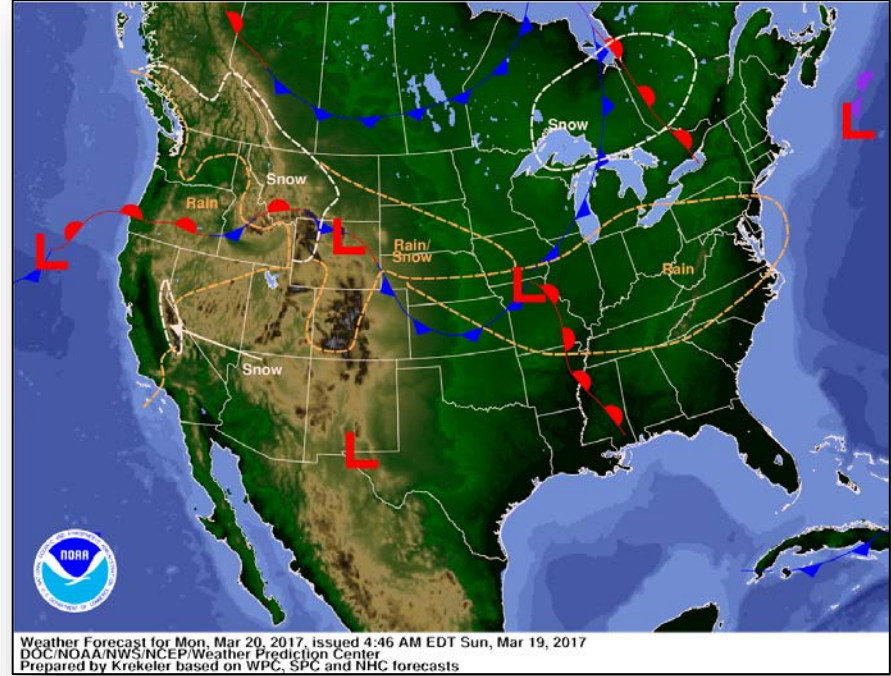
**Earthquake Activity:** No significant activity

**Declaration Activity:** None

# National Weather Forecast



*Today*

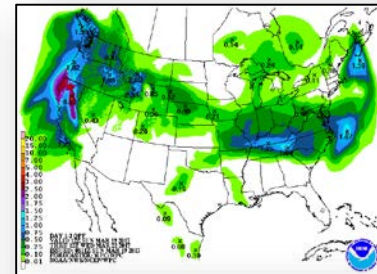
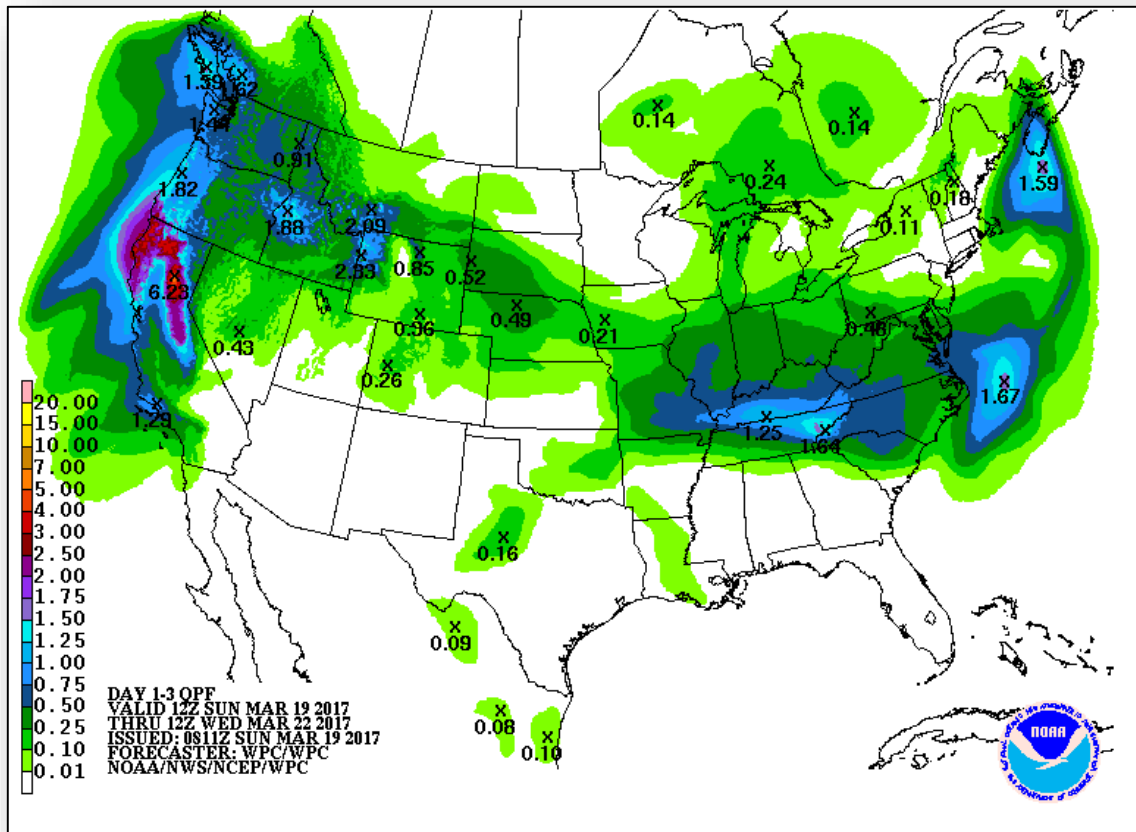


*Tomorrow*

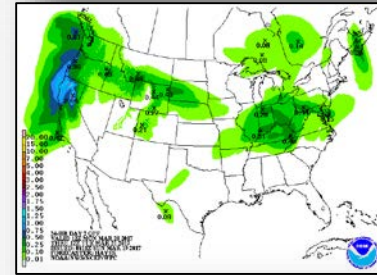
# Precipitation Forecast – Days 1-3



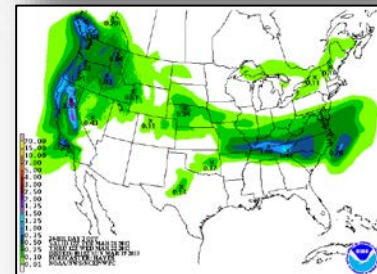
FEMA



Day 1

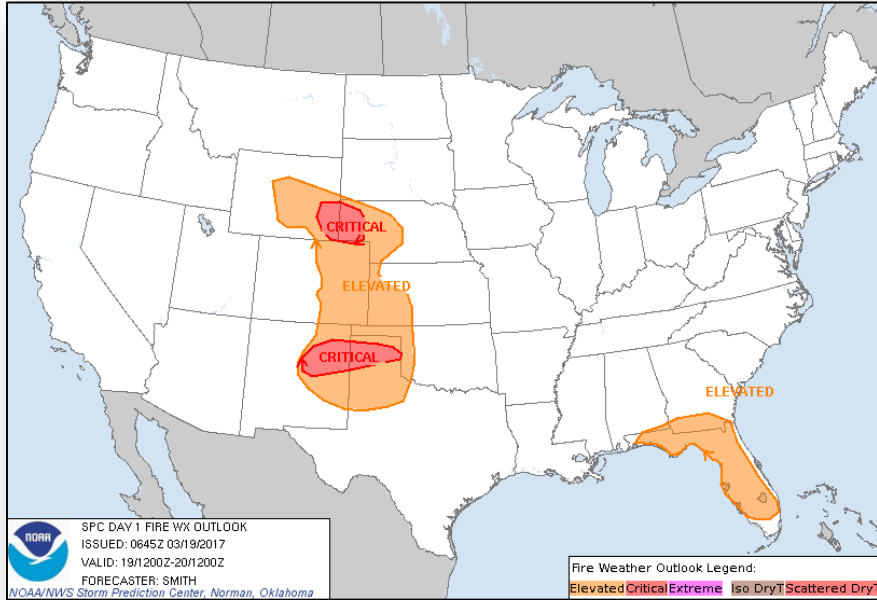


Day 2

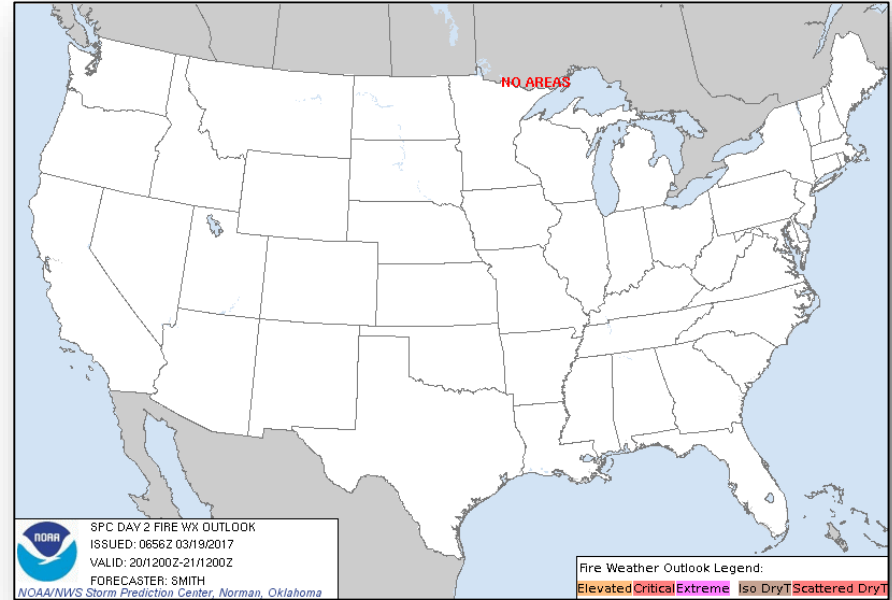


Day 3

# Fire Weather Outlook

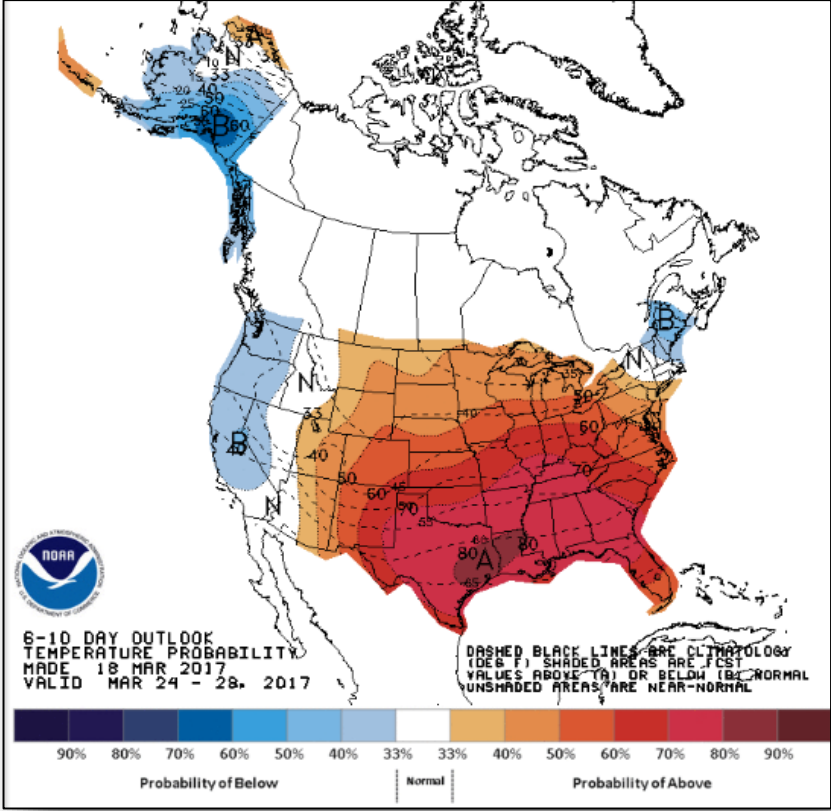


**Day 1**

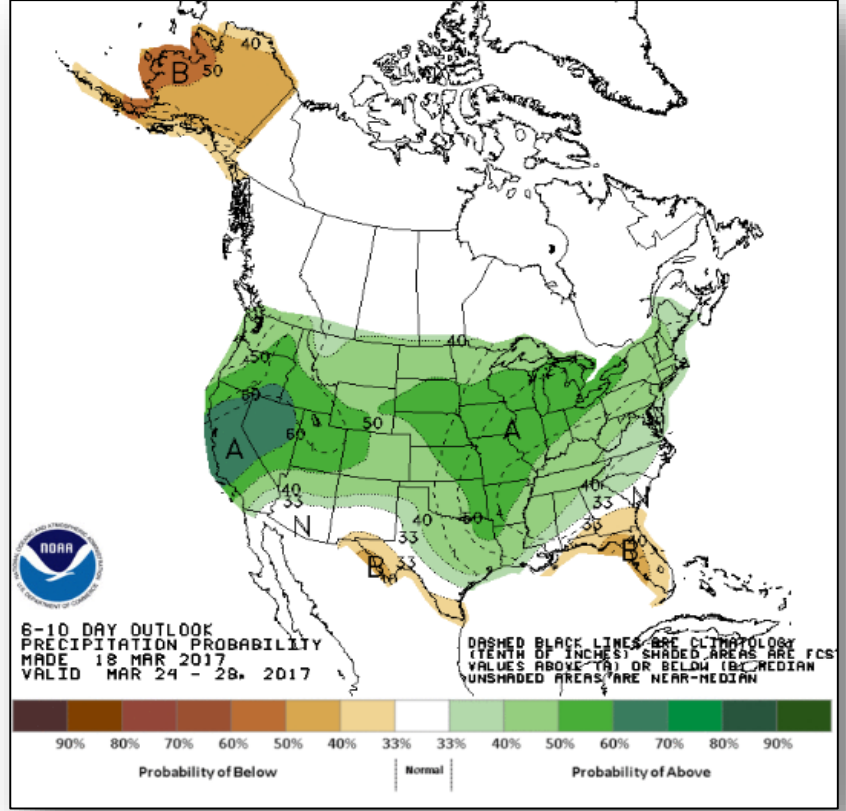


**Day 2**

# 6-10 Day Outlooks



**6-10 Day Temperature Probability**



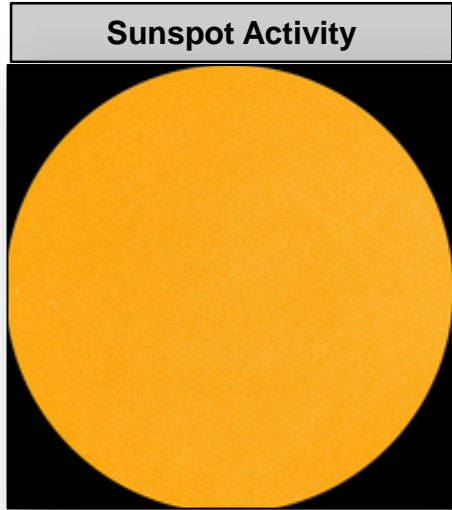

**6-10 Day Precipitation Probability**

# Space Weather



	Space Weather Activity	Geomagnetic Storms	Solar Radiation	Radio Blackouts
Past 24 Hours	None	None	None	None
Next 24 Hours	None	None	None	None

*For further information on NOAA Space Weather Scales refer to <http://www.swpc.noaa.gov/noaa-scales-explanation>*



# Joint Preliminary Damage Assessments



FEMA

Region	State / Location	Event	IA/PA	Number of Counties		Start – End
				Requested	Completed	
X	Idaho	Severe Winter Storms & Flooding February 6 – March 3, 2017	IA	0	0	N/A
			PA	11	0	3/13 – TBD
	Washington	Winter Storms, Flooding, Landslides & Mudslides January 2 – February 22, 2017	IA	0	0	N/A
			PA	19	0	3/20 – TBD

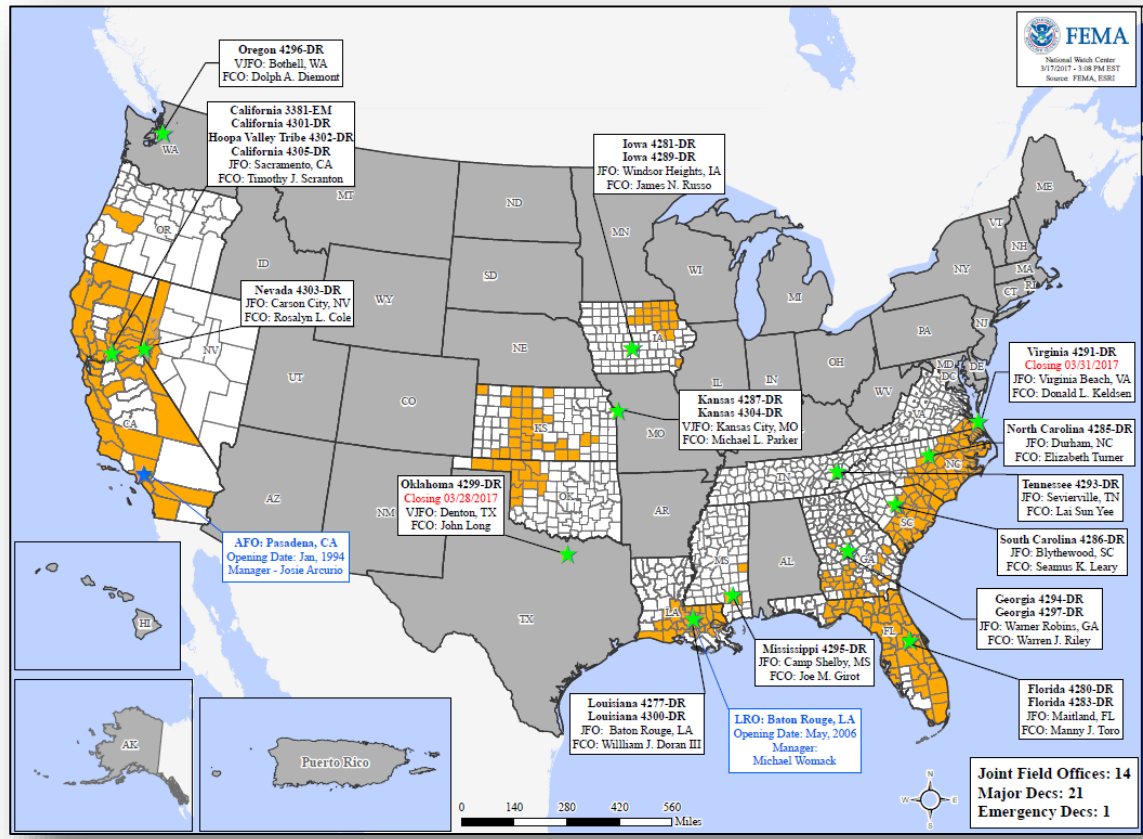


# Disaster Requests & Declarations



Declaration Requests in Process		Requests APPROVED (since last report)	Requests DENIED (since last report)
4	Date Requested	0	0
ID – DR Severe Winter Storm	February 28, 2017		
NV – DR Severe Winter Storms, Straight-line Winds, Flooding and Mudslides	March 8, 2017		
WY – DR Severe Winter Storm	March 9, 2017		
OR – DR Severe Winter Storms, Flooding, Landslides, and Mudslides	March 9, 2017		

# Open Field Offices



# Readiness – Deployable Teams and Assets



FEMA

Resource	Force Strength	Available		Deployed	Other	Cadres with less than 25% availability
Total Workforce	10,175	5,762	62%	3,086	1,327	Field Leadership

Resource	Status	Total	FMC Available	Partially Available	Not Available	Detailed, Deployed, Activated	Comments	Status Criteria																				
National IMAT		3	3	0	0	0	East-2 – Primary (March)	Green: >3 Teams Available Yellow: 1 - 2 Teams Available Red: 0 Teams Available  <i>N-IMAT red if 50% of Section Chiefs or Team Leader unavailable for deployment</i>																				
Regional IMAT		13	10	0	0	3	<b>Deployed:</b> Region II to Herndon, VA (Training thru 3/22) FMC Region IV-2 to MS (DR-4295) Region IX-1 to NV (DR-4303) Region IX-2 to CA (EM-3381)	Green > 6 Teams Available Yellow: 4 - 6 Teams Available Red: 0 - 4 Teams Available  <i>R-IMAT also red if TL or Ops / Log Chief is unavailable &amp; has no qualified replacement</i>																				
FCO		36	8	0	5	23		OCD Readiness <table border="1"> <thead> <tr> <th>FCO</th> <th>Green</th> <th>Yellow</th> <th>Red</th> </tr> </thead> <tbody> <tr> <td>Type 1</td> <td>3+</td> <td>2</td> <td>1</td> </tr> <tr> <td>Type 2</td> <td>4+</td> <td>3</td> <td>2</td> </tr> <tr> <td>Type 3</td> <td>4+</td> <td>3</td> <td>2</td> </tr> <tr> <td>FDRC</td> <td>3</td> <td>2</td> <td>1</td> </tr> </tbody> </table>	FCO	Green	Yellow	Red	Type 1	3+	2	1	Type 2	4+	3	2	Type 3	4+	3	2	FDRC	3	2	1
FCO	Green	Yellow	Red																									
Type 1	3+	2	1																									
Type 2	4+	3	2																									
Type 3	4+	3	2																									
FDRC	3	2	1																									
FDRC		11	5	0	3	3																						
US&R		28	27	0	0	1	NV-TF1 deployed to Reno, NV (flooding)	Green: >66% Available Yellow: 33% - 66% Available Red: <33% Available																				
MERS		36	30	0	6	0		Green: >66% Available Yellow: 33% - 66% Available Red: <33% Available																				

# Readiness – Activation Teams



Resource	Status	Total	Status	Activated Team	Activation Level	Activation Times	Reason/Comments
NWC		5	Not Activated				
NRCC		2	Not Activated				
HLT		1	Not Activated				Deactivated for the season
RWCs/MOCs		10	Not Activated				
RRCCs		10	Not Activated				

Back-up Regions (March 13-19): **V, VII & VIII**



# FEMA

**FEMA's mission is to support our citizens and first responders to ensure that as a nation we work together to build, sustain, and improve our capability to prepare for, protect against, respond to, recover from, and mitigate all hazards.**