



FEMA

Daily Operations Briefing

Thursday, March 9, 2017

8:30 a.m. EST

Significant Activity – Mar 8-9



Significant Events: None

Significant Weather:

- Severe thunderstorms possible – Central Plains to Middle/Lower Mississippi Valley
- Heavy snow possible – Northern Intermountain, Northern Plains, Great Lakes to Central Appalachians
- Rain and snow – Pacific Northwest to Northern Plains; Great Lakes to New England
- Rain and thunderstorms – Southern/Central Plains to Southeast and Central Appalachians
- Rain – Pacific Northwest to Northern Intermountain and northern CA
- Snow – Northern Intermountain to Northern Plains; Northeast
- Elevated Fire Weather areas – Central Plains and Mid-Atlantic
- Red Flag Warnings – CO, NE & KS
- Space Weather – Past 24 hours: none ; next 24 hours: None

Tropical Activity: No activity affecting U.S. interests

Earthquake Activity: No significant activity

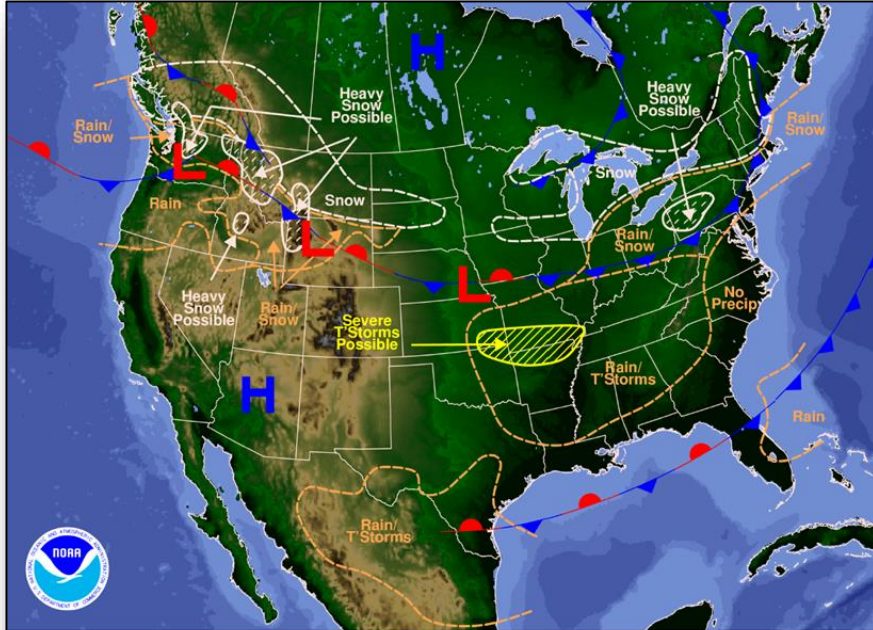
Declaration Activity:

- Request for Major Disaster Declaration - CA

National Weather Forecast

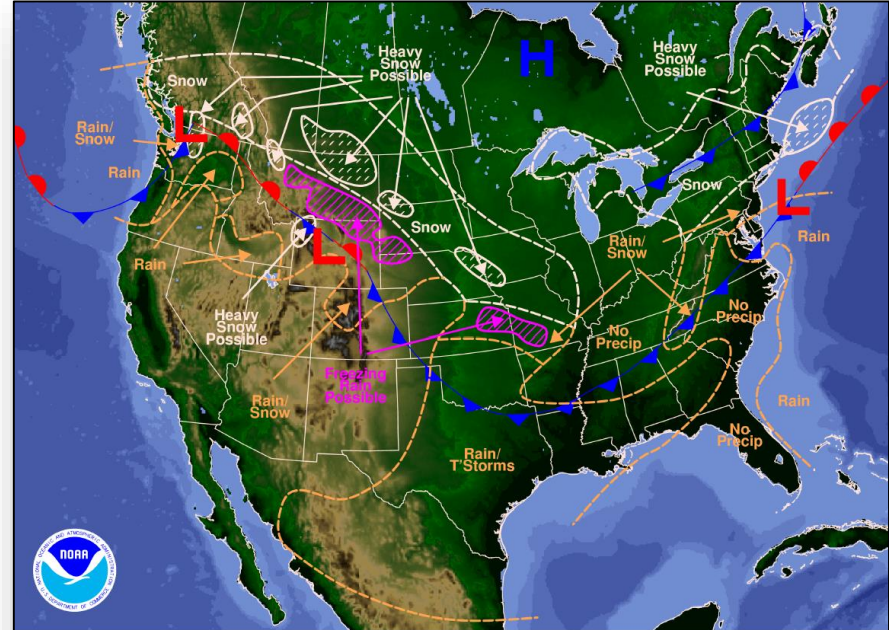


FEMA



Weather Forecast for Thu, Mar 09, 2017, issued 4:50 AM EST
DOC/NOAA/NWS/NCEP/Weather Prediction Center
Prepared by Mcreynolds based on WPC, SPC and NHC forecasts

Today



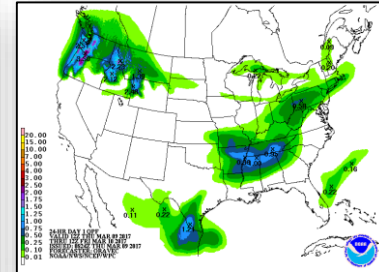
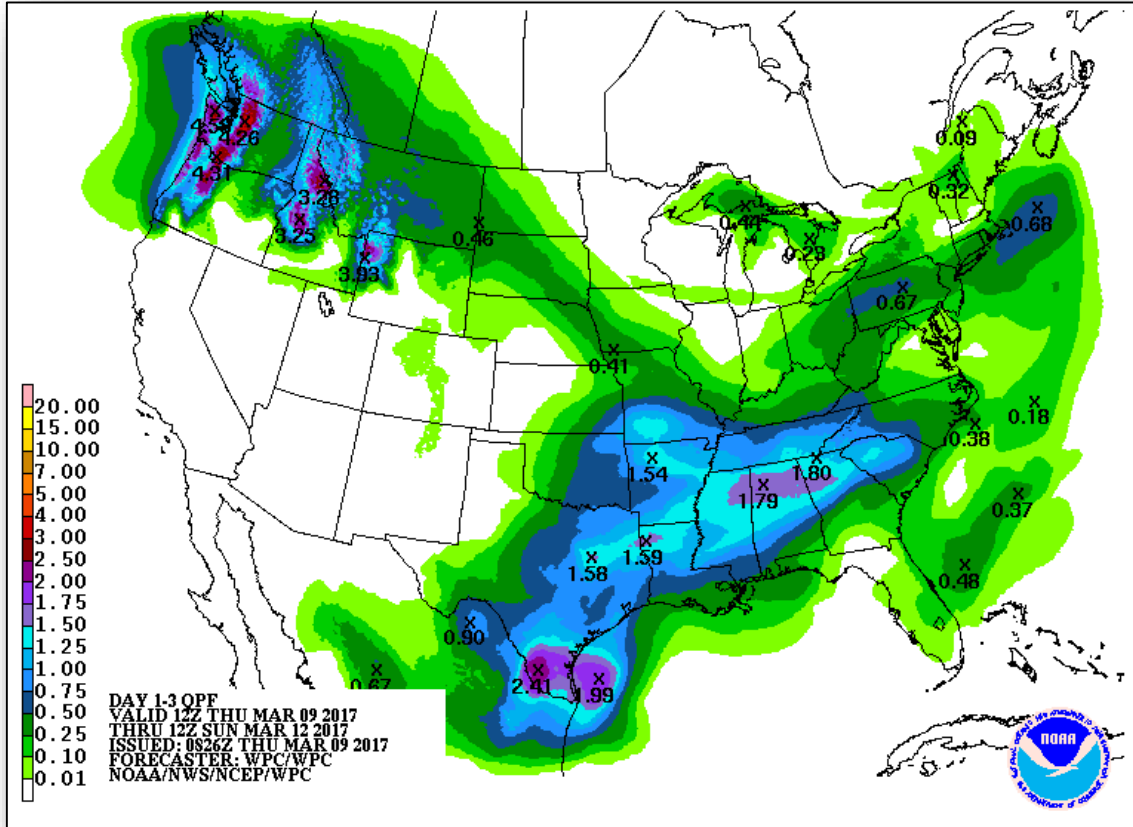
Weather Forecast for Fri, Mar 10, 2017, issued 4:57 AM EST Thu, Mar 09, 2017
DOC/NOAA/NWS/NCEP/Weather Prediction Center
Prepared by Mcreynolds based on WPC, SPC and NHC forecasts

Tomorrow

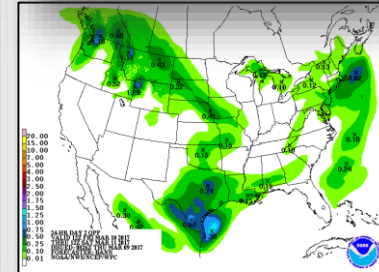
Precipitation Forecast – Days 1-3



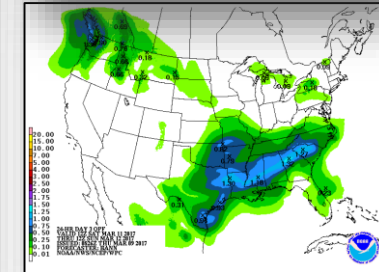
FEMA



Day 1



Day 2

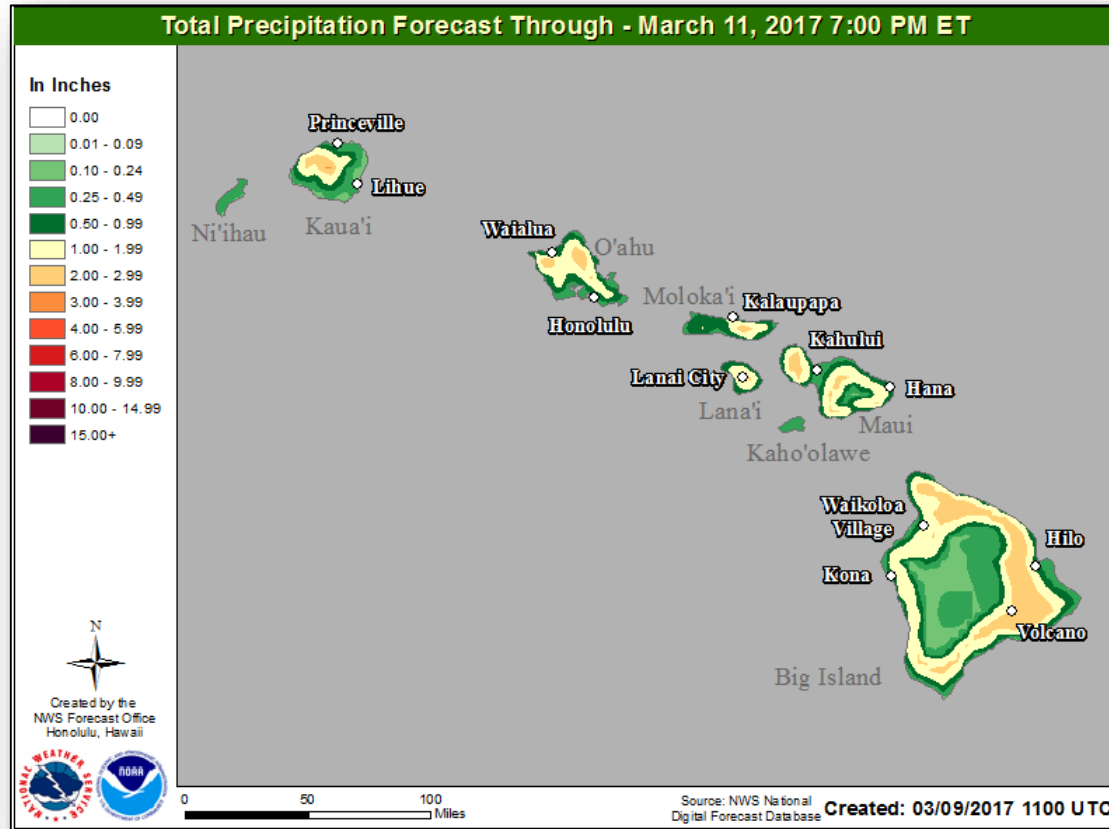


Day 3

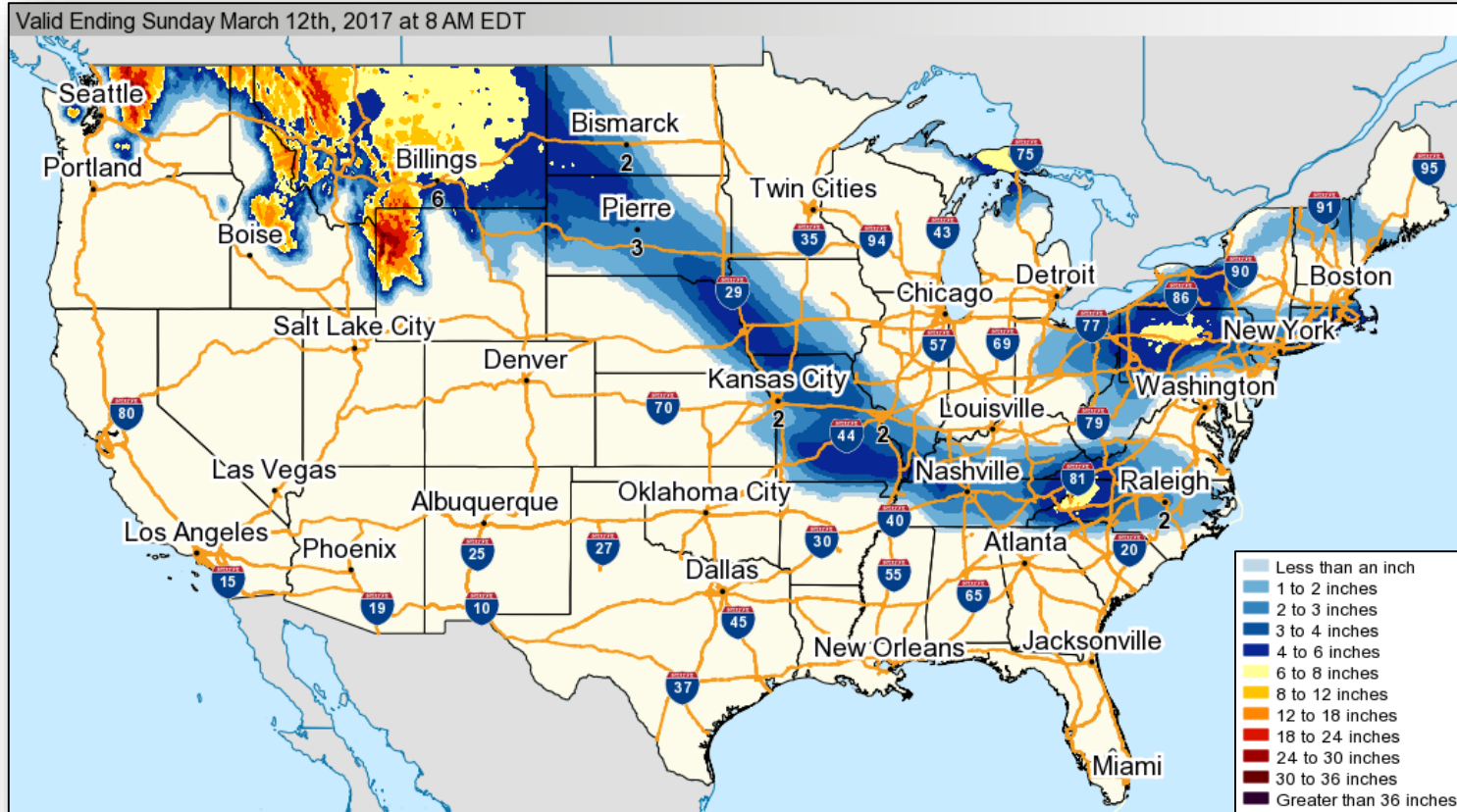
Precipitation Forecast – Hawaii



FEMA



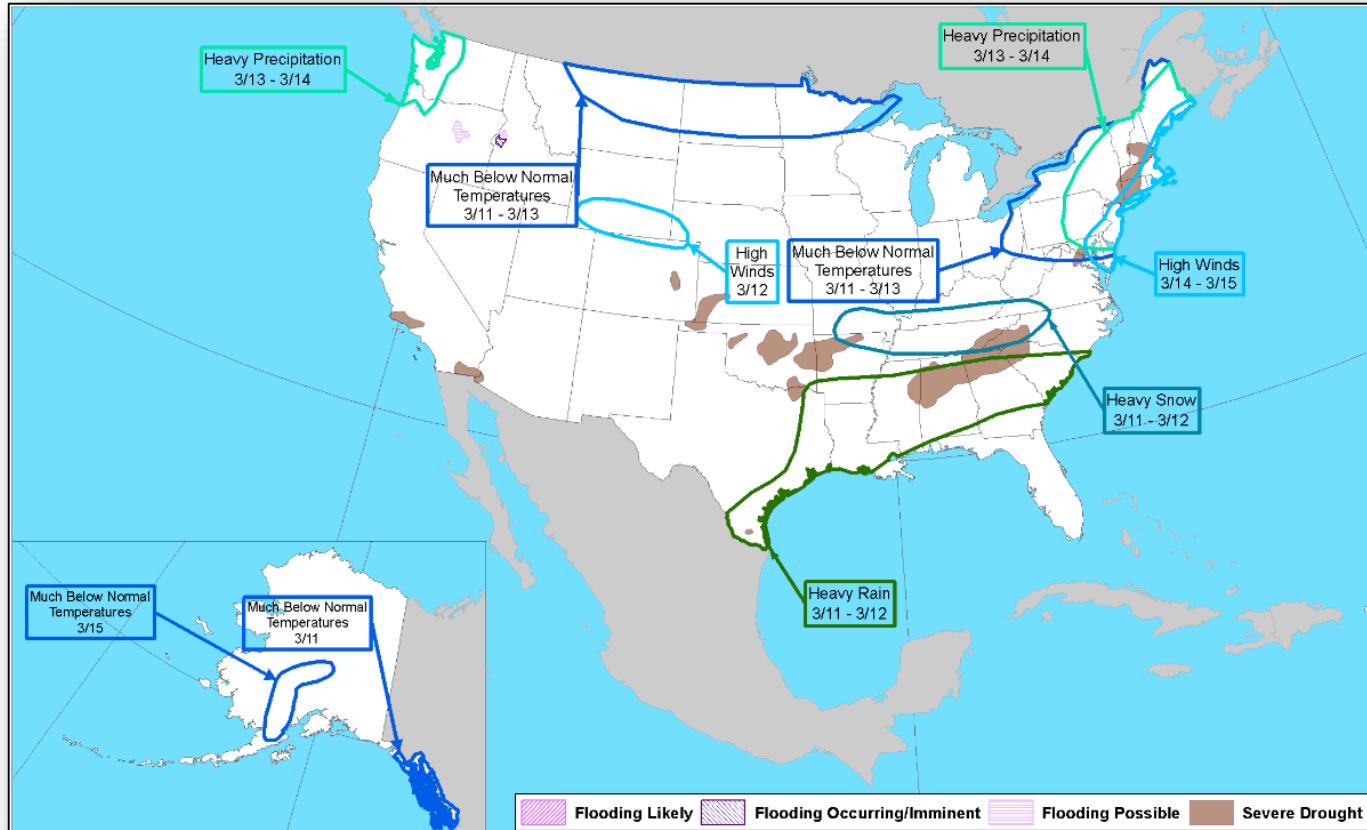
Forecast Snowfall – Days 1-3



Hazards Outlook – March 11-15



FEMA





Space Weather



FEMA

	Space Weather Activity	Geomagnetic Storms	Solar Radiation	Radio Blackouts
Past 24 Hours	None	None	None	None
Next 24 Hours	None	None	None	None

For further information on NOAA Space Weather Scales refer to <http://www.swpc.noaa.gov/noaa-scales-explanation>



Wildfire Summary



Fire Name (Counties)	FMAG # (Approved Date)	Acres Burned	Percent Contained	Evacuations (Residents)	Structures			Fatalities / Injuries
					Threatened	Damaged	Destroyed	
Kansas (7)								
Highland Hills Fire (Reno, Rice, and McPherson counties) - FINAL	5170-FM-KS March 5	7,200 (+1,200)	75% (-5)	Voluntary 10,000-12,000	0	10	30 (+28) homes	0/1 (+1)
Rooks County Fire - FINAL	5175-FM-KS March 6	5,000	90%	Mandatory & Voluntary (1,300)	636 homes	0	0	0/0
Clark County Fire	5171-FM-KS March 6	351,000	0%	Mandatory & Voluntary (421)	117 homes (-304)	0	30 structures	1 / 0
Ness County Fire - FINAL	5174-FM-KS March 6	2,000-3,000	100%	Mandatory & Voluntary	129 homes	3 homes	6 structures	0 / 0
Ellsworth-Lincoln- Russell Fire Complex - FINAL	5172-FM-KS March 6	28,600	85%	Mandatory & Voluntary (781)	381 homes (-128)	0	3 structures	0 / 0
Ford County Fire Complex - FINAL	5173-FM-KS March 6	700	100%	Mandatory & Voluntary (773)	383 homes	0	7 structures	0/0
Comanche County Fire	5176-FM-KS March 6	151,000	0%	Mandatory & Voluntary (514)	215 homes	0	0	0 / 0
Oklahoma (1)								
NW Oklahoma Wildfire Complex (Woodward, Harper, Woods, Ellis, & Beaver counties)	5177-FM-OK March 7	833,000 (+723,000)	10%	Mandatory & Voluntary	1,450 homes (-1,050)	0	0	0 / 0

Joint Preliminary Damage Assessments



FEMA

Region	State / Location	Event	IA/PA	Number of Counties		Start – End
				Requested	Completed	
IX	California	Winter Storms February 1-21, 2017	IA	0	0	N/A
			PA	40	0	2/28 – TBD
X	Idaho	Severe Winter Storms & Flooding February 6-March 3, 2017	IA	0	0	N/A
			PA	9	0	3/13-TBD

Disaster Requests & Declarations



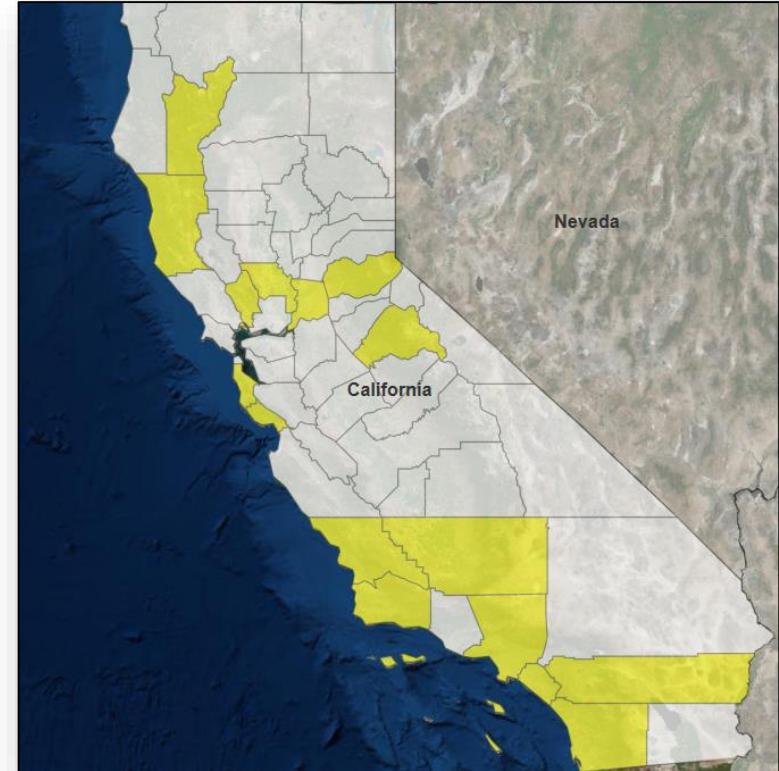
Declaration Requests in Process		Requests APPROVED (since last report)	Requests DENIED (since last report)
2	Date Requested	0	0
ID – DR Severe Winter Storm	February 28, 2017		
CA – DR Severe Winter Storms, Flooding, and Mudslides	March 7, 2017		

Declaration Request

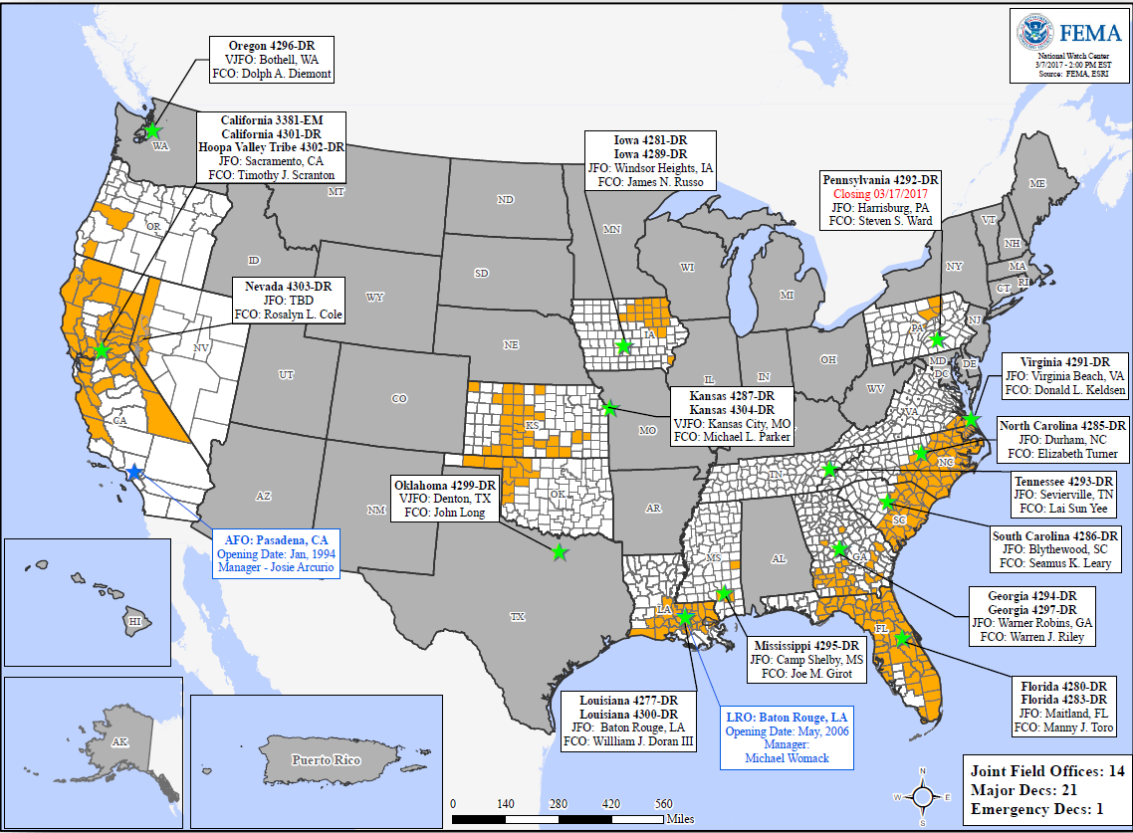


California

- Governor requested a Major Disaster Declaration on March 7, 2017 for the State of California
- For a severe winter storms, flooding, and mudslides during the period of January 18-23, 2017
- Requesting
 - Public Assistance for 16 counties
 - Hazard Mitigation statewide



Open Field Offices



Readiness – Deployable Teams and Assets



Resource	Force Strength	Available		Deployed	Other	Cadres with less than 25% availability
Total Workforce	10,182	5,772	56%	3,086	1,324	None

Resource	Status	Total	FMC Available	Partially Available	Not Available	Detailed, Deployed, Activated	Comments	Status Criteria																				
National IMAT	Yellow	3	2	1	0	0	East-2 – Primary (March) West – Reconstituting (FMC on March 13)	Green: >3 Teams Available Yellow: 1 - 2 Teams Available Red: 0 Teams Available <i>N-IMAT red if 50% of Section Chiefs or Team Leader unavailable for deployment</i>																				
Regional IMAT	Green	13	8	1	0	4	Region VI-2 reconstituting through March 17 Deployed: Region IV-2 to MS (DR-4295) Region IX-1 to NV (DR-4303) Region IX-2 to CA (EM-3381) Region X to WA (DR-4296)	Green > 6 Teams Available Yellow: 4 - 6 Teams Available Red: 0 - 4 Teams Available <i>R-IMAT also red if TL or Ops / Log Chief is unavailable & has no qualified replacement</i>																				
FCO	Red	35	4	0	4	27		OCD Readiness <table border="1"> <thead> <tr> <th>FCO</th> <th>Green</th> <th>Yellow</th> <th>Red</th> </tr> </thead> <tbody> <tr> <td>Type 1</td> <td>3+</td> <td>2</td> <td>1</td> </tr> <tr> <td>Type 2</td> <td>4+</td> <td>3</td> <td>2</td> </tr> <tr> <td>Type 3</td> <td>4+</td> <td>3</td> <td>2</td> </tr> <tr> <td>FDRC</td> <td>3</td> <td>2</td> <td>1</td> </tr> </tbody> </table>	FCO	Green	Yellow	Red	Type 1	3+	2	1	Type 2	4+	3	2	Type 3	4+	3	2	FDRC	3	2	1
FCO	Green	Yellow	Red																									
Type 1	3+	2	1																									
Type 2	4+	3	2																									
Type 3	4+	3	2																									
FDRC	3	2	1																									
FDRC	Green	11	4	0	3	4																						
US&R	Green	28	28	0	0	0		Green: >66% Available Yellow: 33% - 66% Available Red: <33% Available																				
MERS	Green	36	29	0	6	1	Assets are supporting: NV: DR-4303	Green: >66% Available Yellow: 33% - 66% Available Red: <33% Available																				

Readiness – Activation Teams



Resource	Status	Total	Status	Activated Team	Activation Level	Activation Times	Reason/Comments
NWC		5	Not Activated				
NRCC		2	Not Activated				
HLT		1	Not Activated				Deactivated for the season
RWCs/MOCs		10	Activated				Region VII at Enhanced Watch (day shift)
RRCCs		10	Not Activated				Region VII de-activated March 9

Back-up Regions (March 6-12): **II, VIII & X**



FEMA

FEMA's mission is to support our citizens and first responders to ensure that as a nation we work together to build, sustain, and improve our capability to prepare for, protect against, respond to, recover from, and mitigate all hazards.