



FEMA

Daily Operations Briefing

Tuesday, March 7, 2017

8:30 a.m. EST

Significant Activity – Mar 6-7



Significant Events: Wildfires – Kansas and Oklahoma

Significant Weather:

- Severe thunderstorms possible – Lower Mississippi and Tennessee valleys
- Freezing rain possible – Northeast
- Heavy snow possible – northern CA, Northern Intermountain, Northern Rockies
- Rain and snow – Pacific Northwest to Northern Intermountain, Central Great Basin and northern CA; Great Lakes to Northeast
- Rain and thunderstorms – Southern Plains to Southeast and Great Lakes
- Rain – Pacific Northwest to northern CA; Southeast to Northeast
- Critical/Elevated Fire Weather areas – Southern Plains to Northern Plains to Middle/Upper Mississippi Valley
- Red Flag Warnings – Plains to Middle Mississippi Valley
- Space Weather – Past 24-hours: Minor, geomagnetic storms reaching G1 level occurred; next 24-hours: None

Tropical Activity: No activity affecting U.S. interests

Earthquake Activity: No significant activity

Declaration Activity:

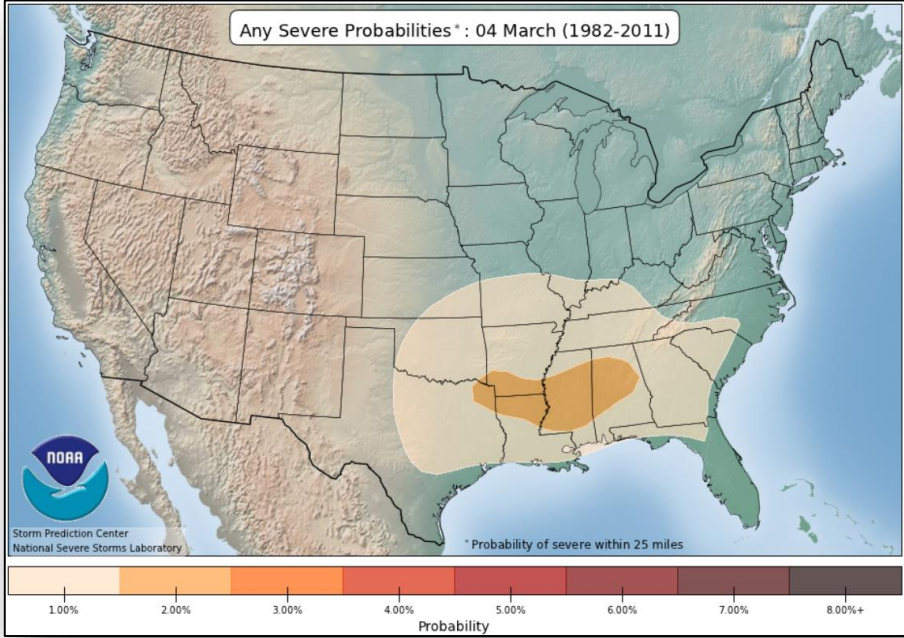
- Amendment No. 1 to FEMA-4294-GA
- Amendment No. 6 to FEMA-4297-GA
- Amendment No. 7 to FEMA-4297-GA
- Amendment No. 1 to FEMA-4298-SD
- Six FMAGs approved - KS
- One FMAG approved - OK

Severe Weather Outlook Spring 2017

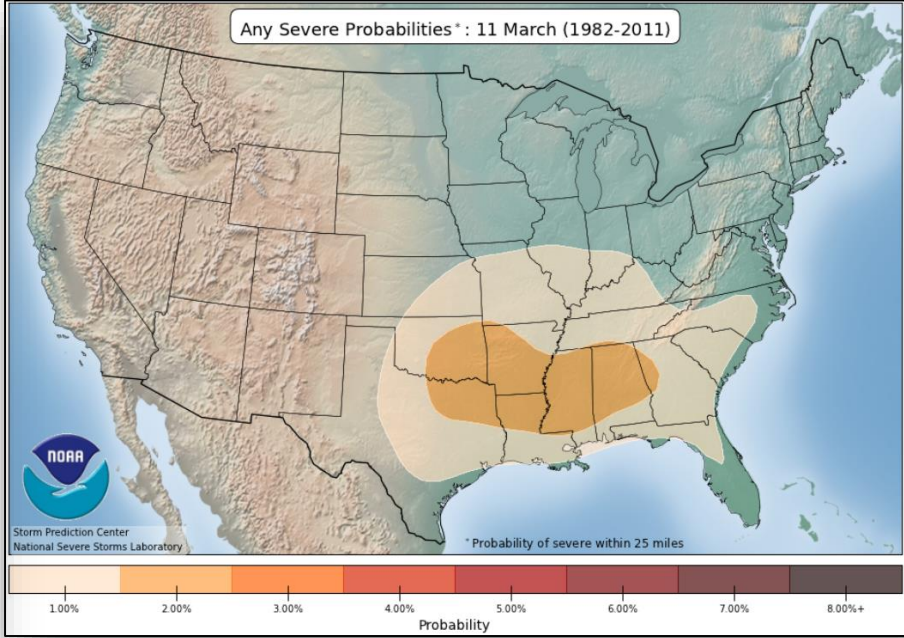


- ENSO Neutral conditions expected
- Seasonal prediction of tornado **impacts** is not possible given current state of the science
- Experimental seasonal severe thunderstorm outlooks are in development
- Current severe weather forecast skill is limited to approximately 8 days into the future
- SPC Severe Weather Outlooks can assist with decision making

March Severe Weather Probabilities

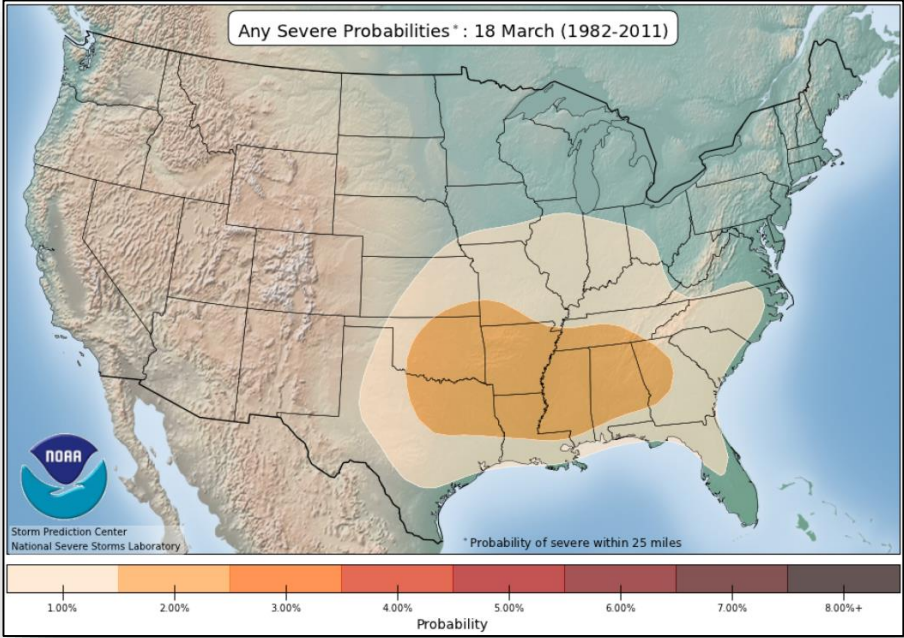


Week 1

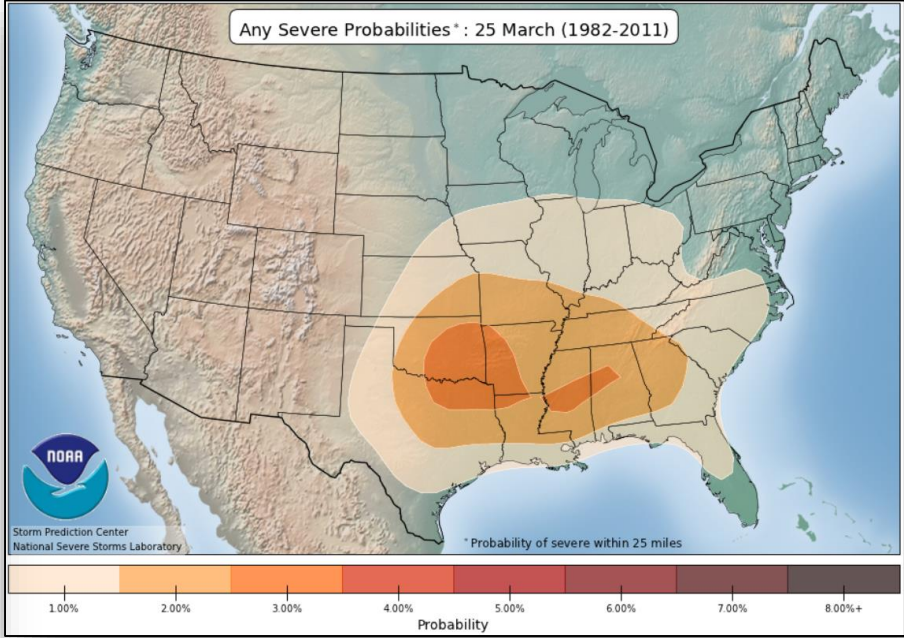


Week 2

March Severe Weather Probabilities

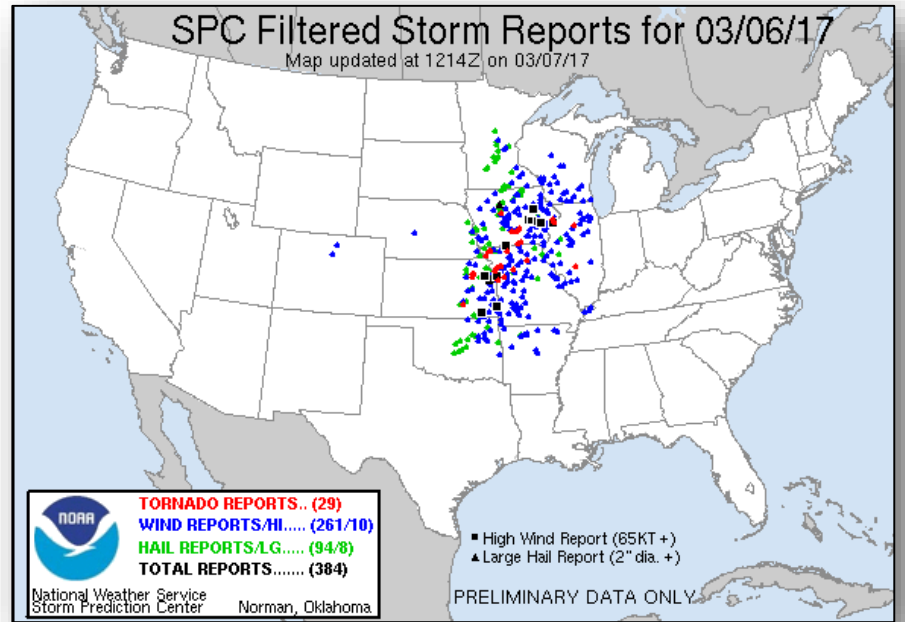
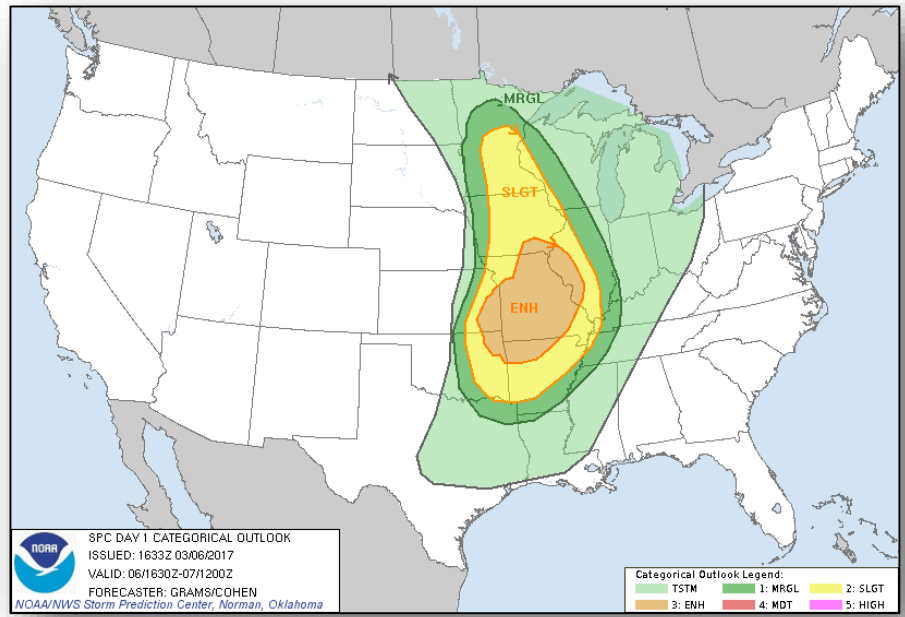


Week 3

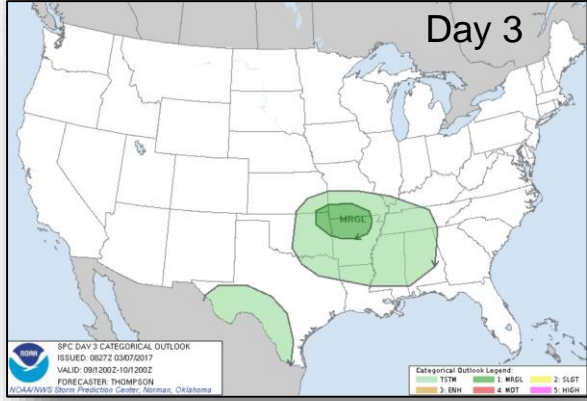
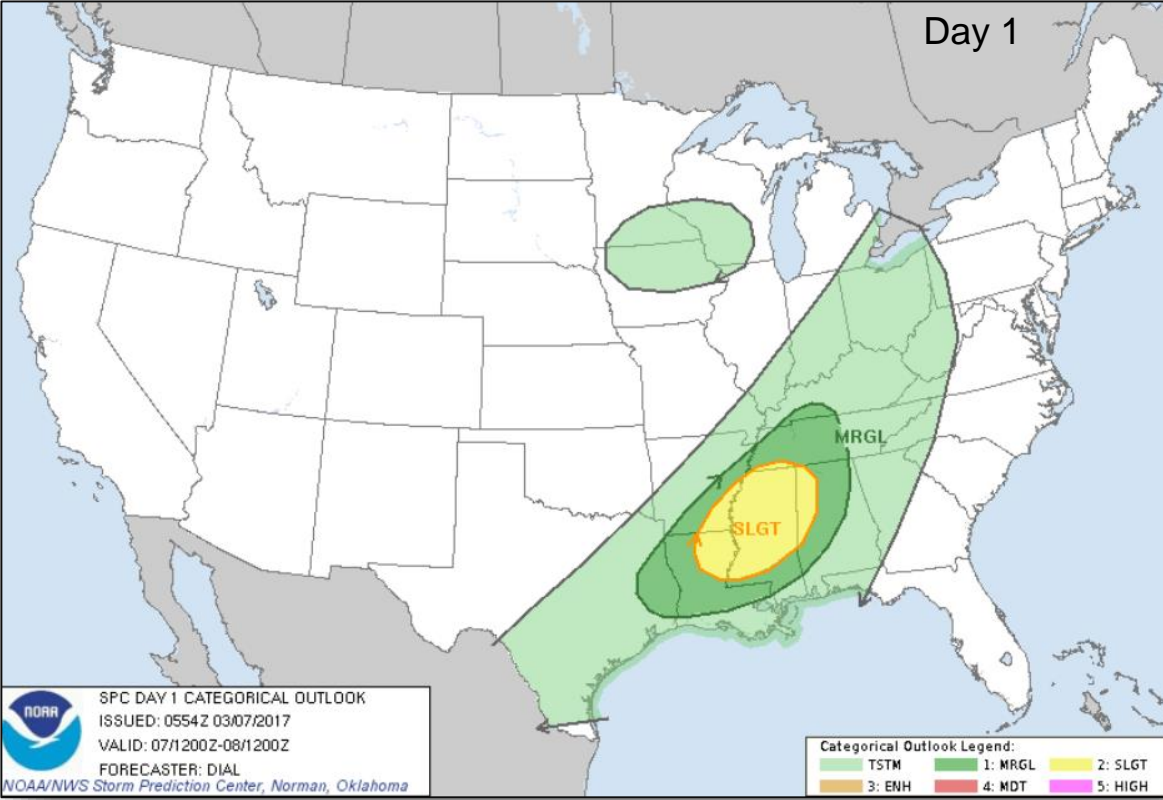


Week 4

Yesterday – March 6, 2017

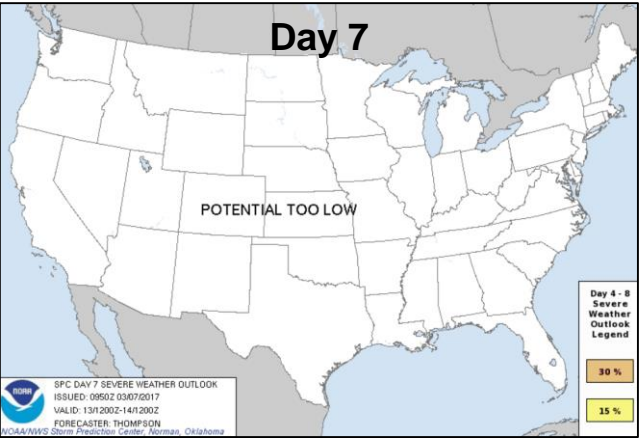
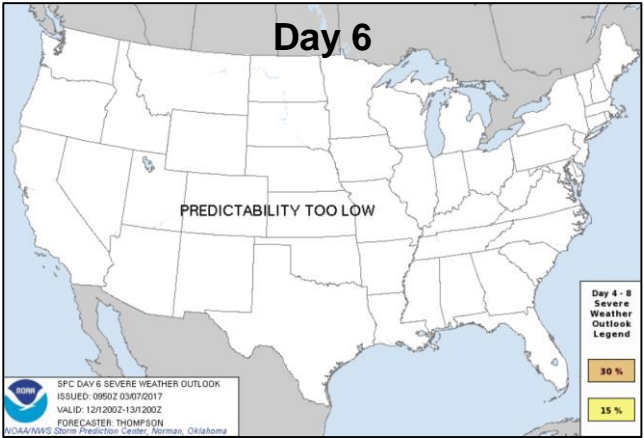
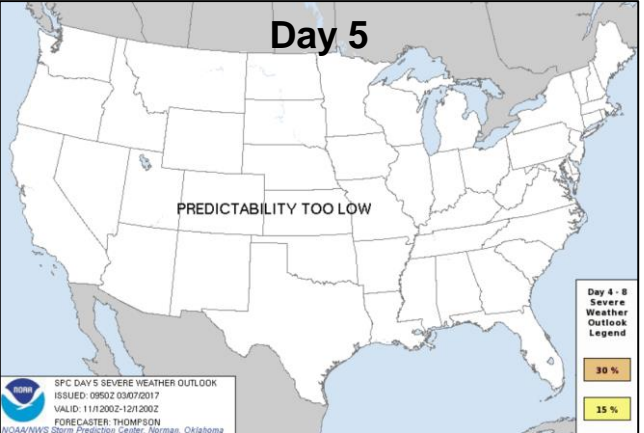
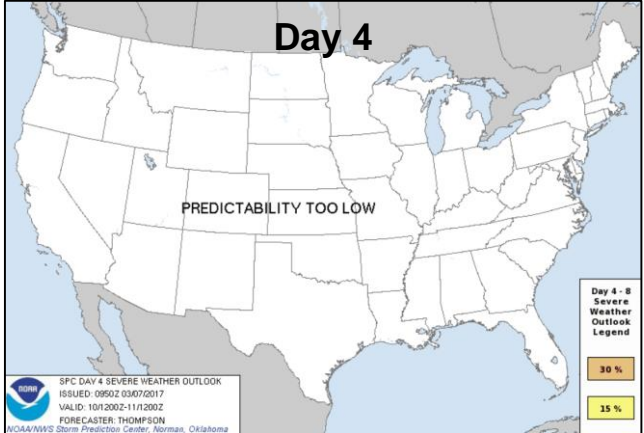


Severe Weather Outlook – Days 1-3





Categories Thunderstorms Marginal Risk Slight Risk Enhanced Risk Moderate Risk High Risk

Severe Weather Outlook – Days 4-7



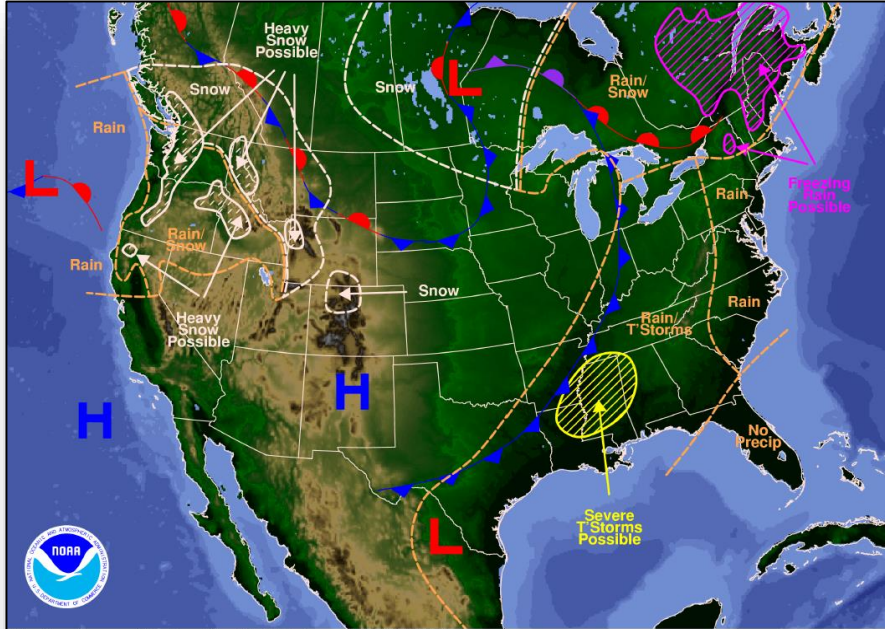
Severe Weather Probabilities

-  30%+
-  15%

Predictability Too Low:
Severe Storms Possible (<15%)

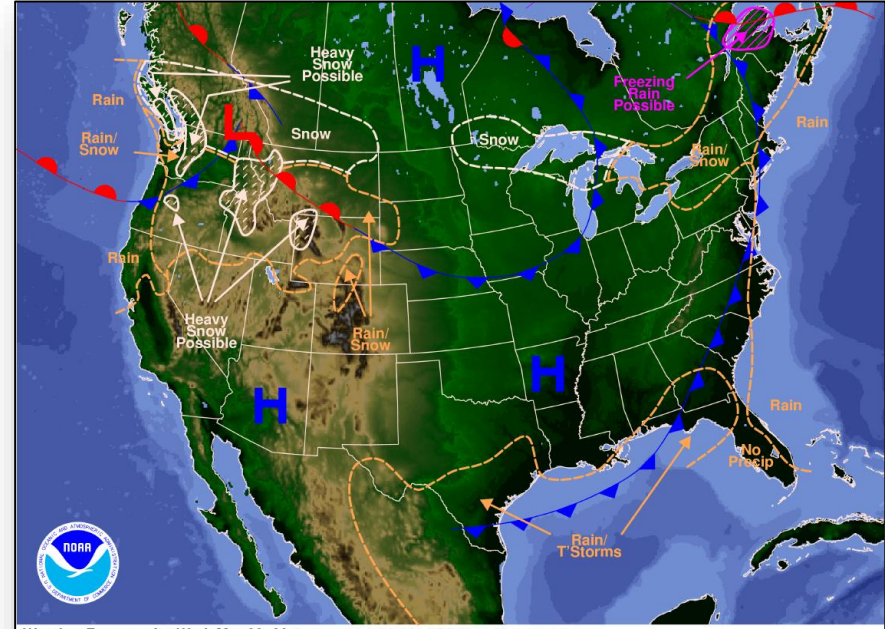
Potential Too Low:
Severe Storms Unlikely

National Weather Forecast



Weather Forecast for Tue, Mar 07, 2017, issued 4:06 AM EST
DOC/NOAA/NWS/NCEP/Weather Prediction Center
Prepared by McCreynolds based on WPC, SPC and NHC forecasts

Today



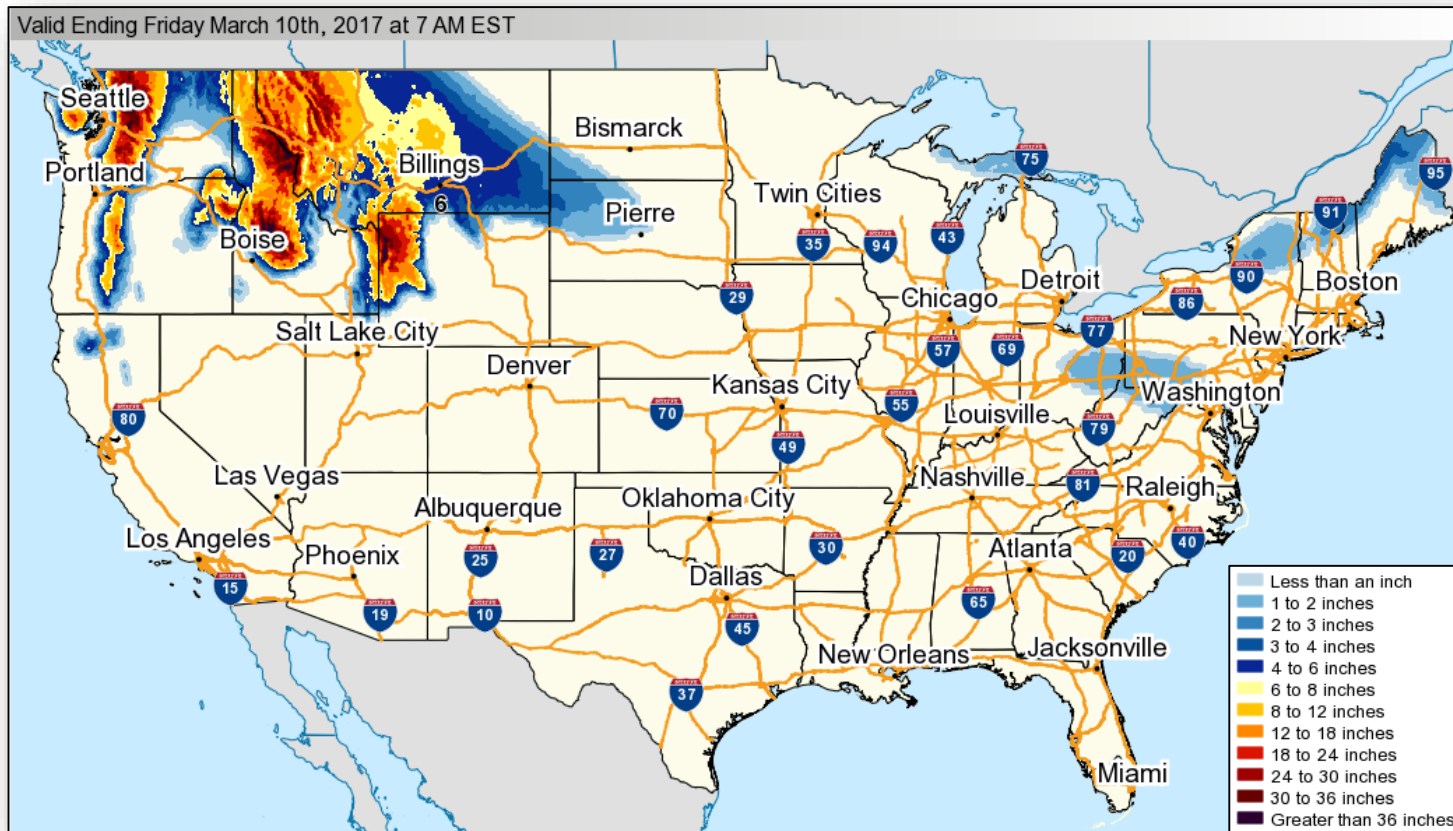
Weather Forecast for Wed, Mar 08, 2017, issued 4:26 AM EST Tue, Mar 07, 2017
DOC/NOAA/NWS/NCEP/Weather Prediction Center
Prepared by McCreynolds based on WPC, SPC and NHC forecasts

Tomorrow

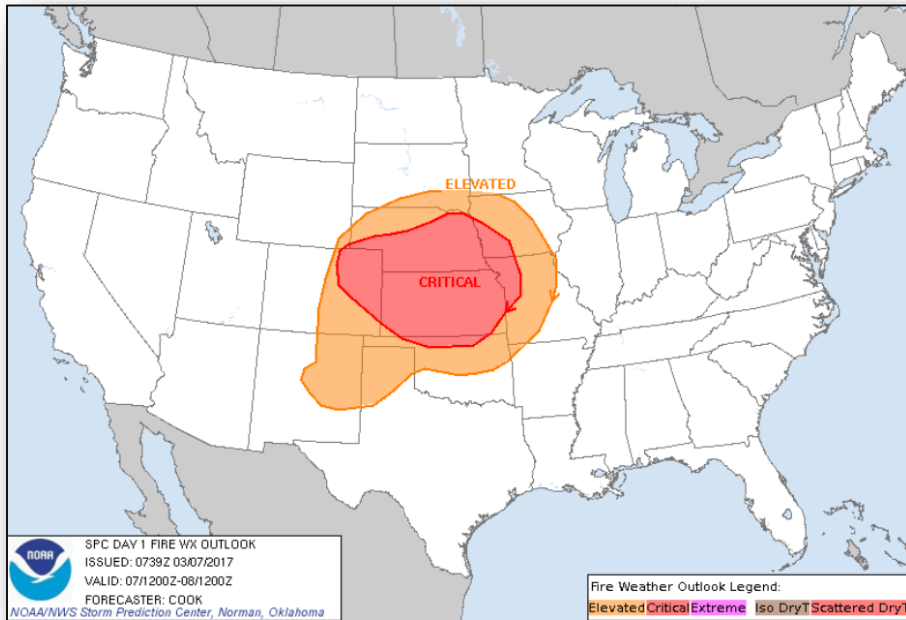
Forecast Snowfall – Days 1-3



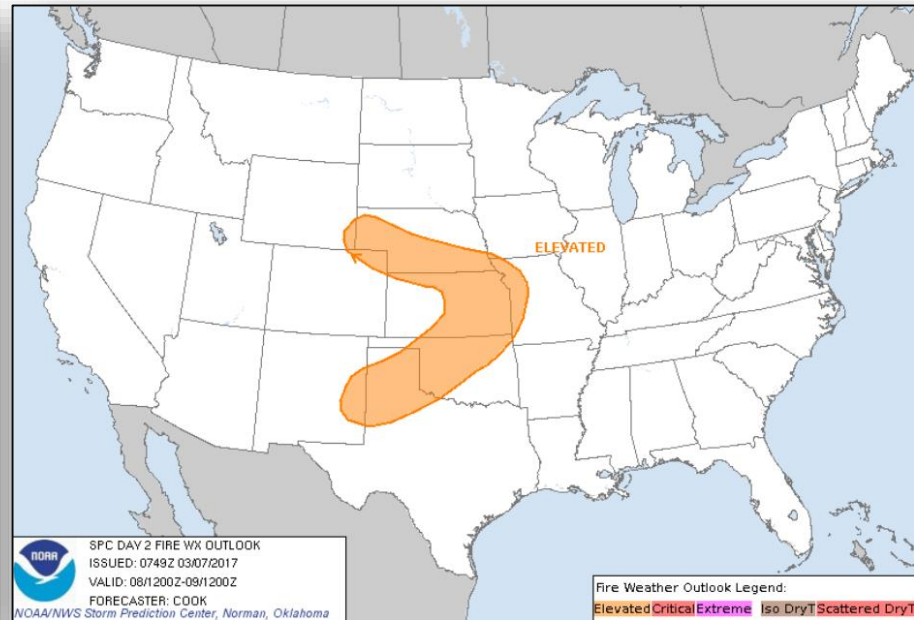
FEMA



Fire Weather Outlook



Day 1

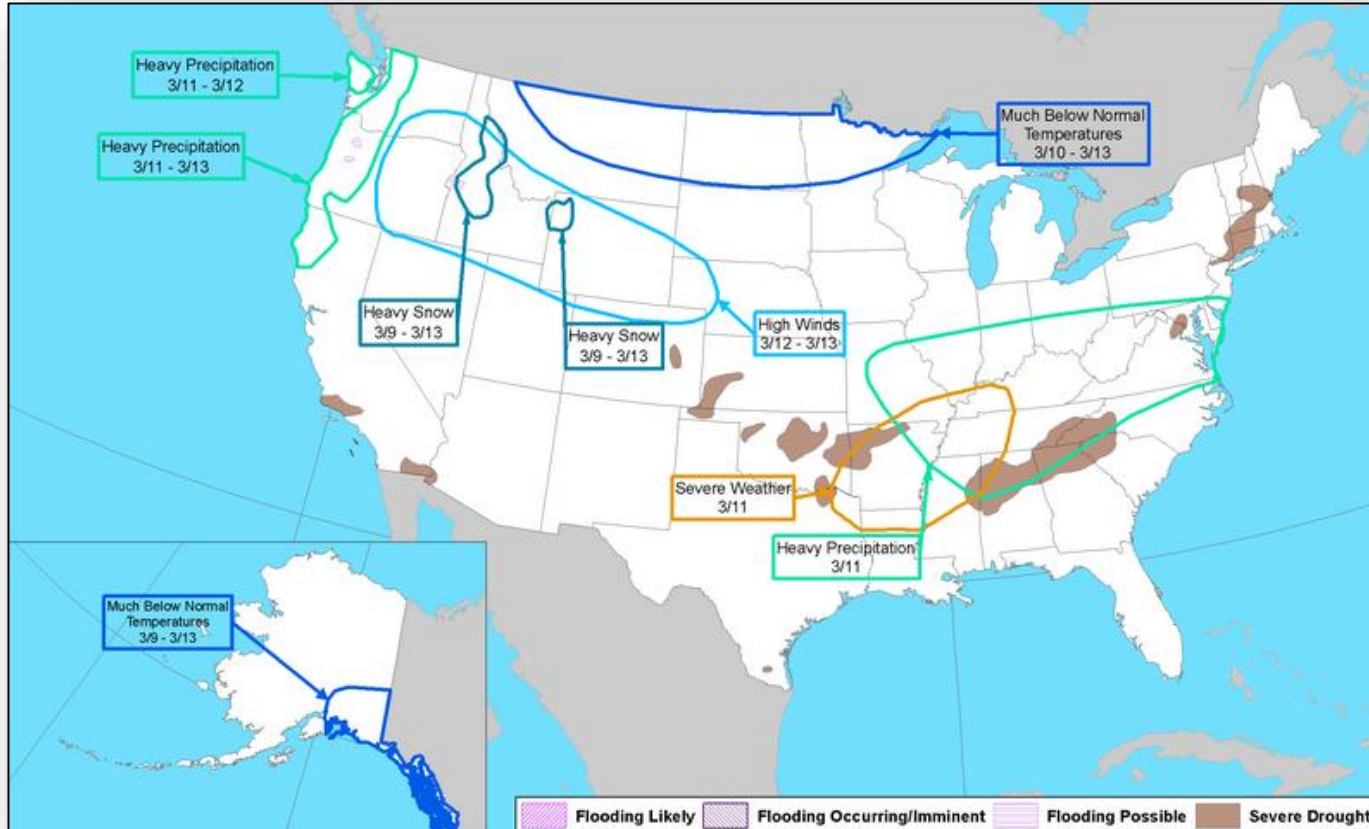


Day 2

Hazards Outlook – March 9-13



FEMA



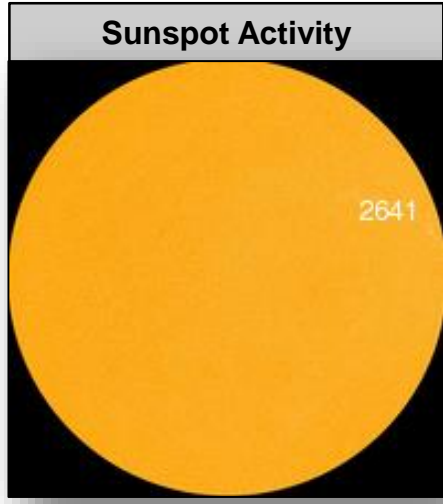

Space Weather



FEMA

	Space Weather Activity	Geomagnetic Storms	Solar Radiation	Radio Blackouts
Past 24 Hours	Minor	G1	None	None
Next 24 Hours	None	None	None	None

For further information on NOAA Space Weather Scales refer to <http://www.swpc.noaa.gov/noaa-scales-explanation>



Wildfires – KS



Situation

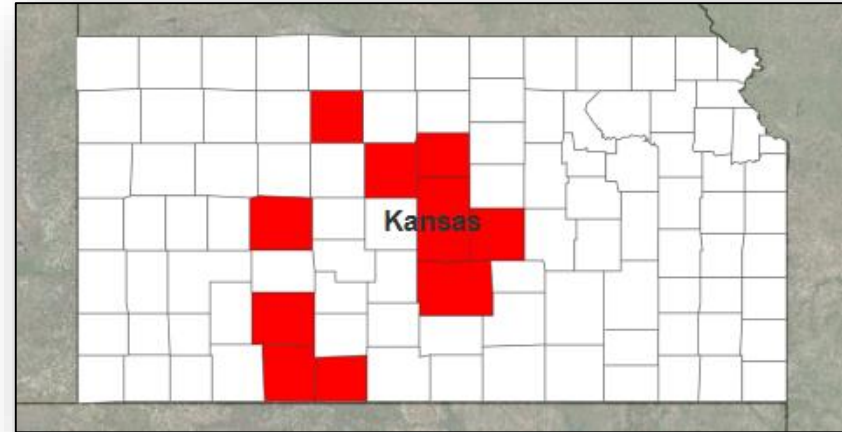
- Numerous uncontrolled wildfires are burning across Kansas due to high winds and low humidity

Impacts

- No injuries or fatalities reported
- Two homes destroyed in Reno County
- Mandatory/voluntary evacuations in effect for approximately 16.5k residents
- 3 shelters open with 144 occupants *(ARC Midnight Shelter Count as of 7:04 a.m. EST)*

Response

- KS EOC at Full Activation
- One FMAG approved on March 5; six FMAGs approved on March 6
- FEMA Region VII RWC at Enhanced Watch through 1:00 a.m. EST, on March 8, 2017
- FEMA Region VII LNO deployed to KS EOC



*7 total FMAGs / 11 counties

NW Oklahoma Wildfire Complex – OK



Situation

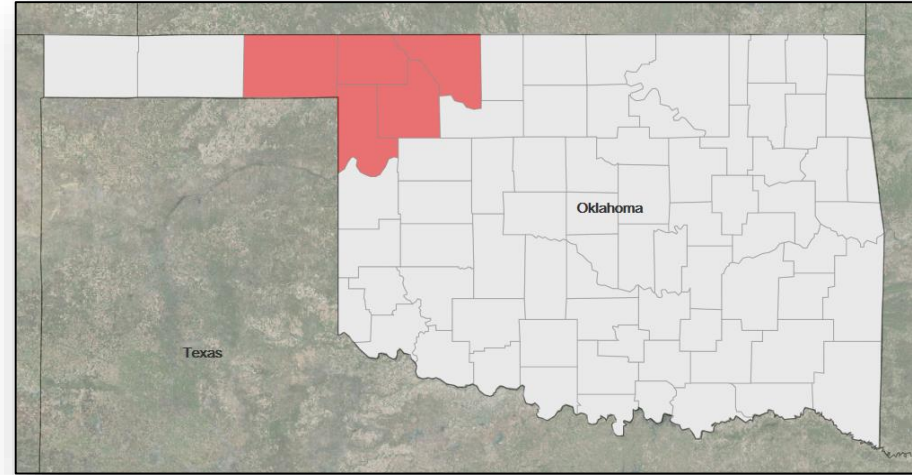
On March 7, 2017 a Fire Management Assistance Grant (FMAG)* was approved for a fire complex burning in the Oklahoma Panhandle.

Impacts

- 110,000 acres burned; 0% contained
- 6,500 homes threatened; mandatory/voluntary evacuations for approximately 2.8k residents
- 1 shelter open with no occupants (*ARC Midnight Shelter Count as of 7:04 a.m. EST*)

Response

- OK EOC is Monitoring
- One FMAG approved on March 7, 2017
- FEMA Region VI RRCC not activated; Denton MOC is monitoring



*1 FMAG / 5 counties

Wildfire Summary



Fire Name (Counties)	FMAG # (Approved Date)	Acres Burned	Percent Contained	Evacuations (Residents)	Structures			Fatalities / Injuries
					Threatened	Damaged	Destroyed	
Kansas (7)								
Highland Hills Fire (Reno, Rice, and McPherson counties)	5170-FM-KS March 5	6,000 (+1,200)	80%	1,200 Voluntary	0	10	2 homes	0 / 0
Rooks County Fire	5175-FM-KS March 6	Unknown	0%	Mandatory & Voluntary	636 homes	0	0	0 / 0
Clark County Fire	5171-FM-KS March 6	Unknown	0%	Mandatory & Voluntary	117 homes	0	0	0 / 0
Ness County Fire	5174-FM-KS March 6	Unknown	0%	Mandatory & Voluntary	129 homes	0	0	0 / 0
Ellsworth-Lincoln- Russell Fire Complex	5172-FM-KS March 6	Unknown	0%	Mandatory & Voluntary	519 homes	0	0	0 / 0
Ford County Fire Complex	5173-FM-KS March 6	Unknown	0%	Mandatory & Voluntary	383 homes	0	0	0 / 0
Comanche County Fire	5176-FM-KS March 6	Unknown	0%	Mandatory & Voluntary	215 homes	0	0	0 / 0
Oklahoma (1)								
NW Oklahoma Wildfire Complex (Woodward, Harper, Woods, Ellis, & Beaver counties)	5177-FM-OK March 7	110,000	0%	Mandatory & Voluntary	6,500 homes	0	0	0 / 0

Joint Preliminary Damage Assessments



FEMA

Region	State / Location	Event	IA/PA	Number of Counties		Start – End
				Requested	Completed	
IX	California	Winter Storms February 1-21, 2017	IA	0	0	N/A
			PA	39	0	2/28 – TBD
	Nevada	Winter Storms February 6-21, 2017	IA	2	2	2/27 – 3/3
			PA	5	5	2/27 – 3/3

Disaster Requests & Declarations



Declaration Requests in Process		Requests APPROVED (since last report)	Requests DENIED (since last report)
1	Date Requested	0	0
ID – DR Severe Winter Storm	February 28, 2017		

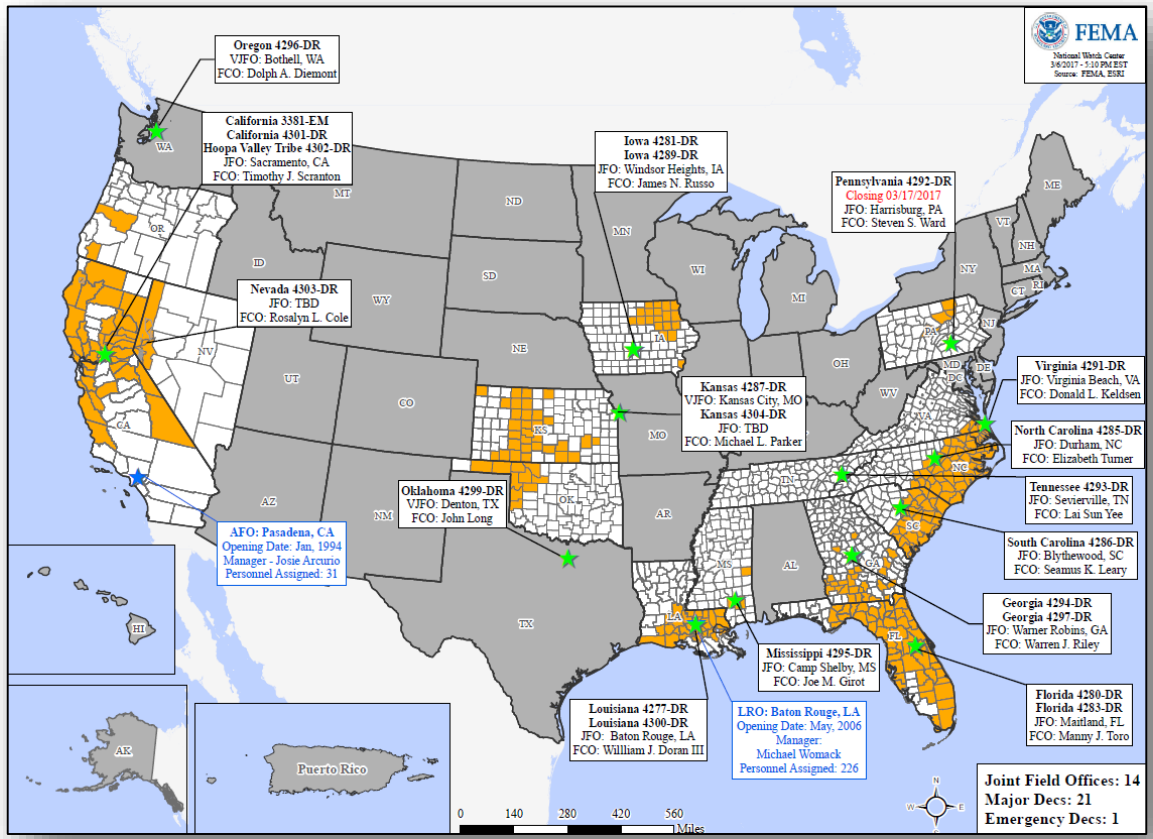
Disaster Amendments



FEMA

Amendment	Effective Date	Action
Amendment No. 1 to FEMA-4298-SD	March 6, 2017	Adds one tribe for Public Assistance
Amendment No. 6 to FEMA-4297-GA	March 6, 2017	Adds one county for Public Assistance
Amendment No. 7 to FEMA-4297-GA	March 3, 2017	Appoints Warren J. Riley as FCO
Amendment No. 1 to FEMA-4294-GA	March 3, 2017	Appoints Warren J. Riley as FCO

Open Field Offices



Readiness – Deployable Teams and Assets



Resource	Force Strength	Available		Deployed	Other	Cadres with less than 25% availability
Total Workforce	10,186	5,933	58%	2,946	1,307	None

Resource	Status	Total	FMC Available	Partially Available	Not Available	Detailed, Deployed, Activated	Comments	Status Criteria																				
National IMAT		3	2	1	0	0	East-2 – Primary (March) West – Reconstituting (FMC on March 13)	Green: >3 Teams Available Yellow: 1 - 2 Teams Available Red: 0 Teams Available <i>N-IMAT red if 50% of Section Chiefs or Team Leader unavailable for deployment</i>																				
Regional IMAT		13	8	1	0	4	Region VI-2 reconstituting through March 17 Deployed: Region IV-2 to MS (DR-4295) Region IX-1 to NV (DR-4303) Region IX-2 to CA (EM-3381) Region X to WA (DR-4296)	Green > 6 Teams Available Yellow: 4 - 6 Teams Available Red: 0 - 4 Teams Available <i>R-IMAT also red if TL or Ops / Log Chief is unavailable & has no qualified replacement</i>																				
FCO		35	4	0	4	27		OCD Readiness <table border="1"> <thead> <tr> <th>FCO</th> <th>Green</th> <th>Yellow</th> <th>Red</th> </tr> </thead> <tbody> <tr> <td>Type 1</td> <td>3+</td> <td>2</td> <td>1</td> </tr> <tr> <td>Type 2</td> <td>4+</td> <td>3</td> <td>2</td> </tr> <tr> <td>Type 3</td> <td>4+</td> <td>3</td> <td>2</td> </tr> <tr> <td>FDRC</td> <td>3</td> <td>2</td> <td>1</td> </tr> </tbody> </table>	FCO	Green	Yellow	Red	Type 1	3+	2	1	Type 2	4+	3	2	Type 3	4+	3	2	FDRC	3	2	1
FCO	Green	Yellow	Red																									
Type 1	3+	2	1																									
Type 2	4+	3	2																									
Type 3	4+	3	2																									
FDRC	3	2	1																									
FDRC		11	4	0	3	4																						
US&R		28	28	0	0	0		Green: >66% Available Yellow: 33% - 66% Available Red: <33% Available																				
MERS		36	29	0	6	1	Assets are supporting: NV: DR-4303	Green: >66% Available Yellow: 33% - 66% Available Red: <33% Available																				

Readiness – Activation Teams



Resource	Status	Total	Status	Activated Team	Activation Level	Activation Times	Reason/Comments
NWC		5	Not Activated				
NRCC		2	Not Activated				
HLT		1	Not Activated				Deactivated for the season
RWCs/MOCs		10	Activated				Region VII – Enhanced Watch until 1:00 a.m. EST, March 8
RRCCs		10	Not Activated				

Back-up Regions (March 6-12): **II, VIII & X**

MERS Availability Summary



FEMA

MERS Availability Summary

as of 3/7/2017

Legend

> 66%

< 66% & > 33%

< 33%

	Personnel Availability	Pacing Item Availability	Teams Deployed
Bothell MERS	96%	100%	1
Denton MERS	95%	58%	0
Denver MERS	91%	100%	0
Frederick MERS	100%	89%	0
Maynard MERS	90%	60%	0
Thomasville MERS	93%	87%	0

Disaster Emergency Communications Division

Overall MERS Availability

94%

82%

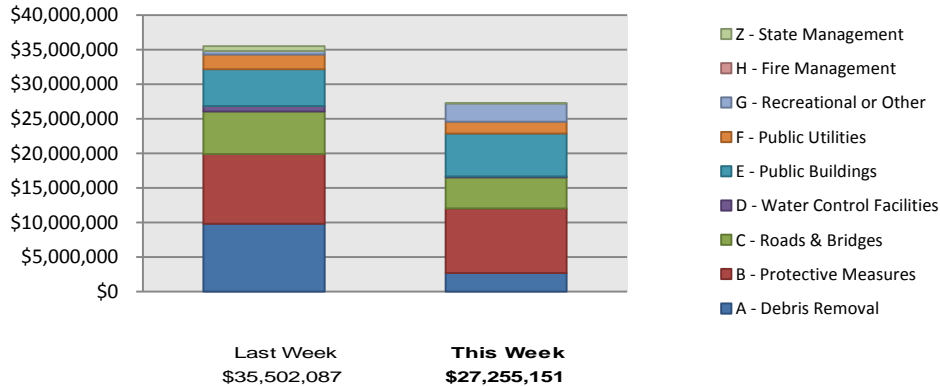
97%

Public Assistance Grant Program



PA Project Worksheets Obligated in past week, as of 03/06/17 at 1500 EDT										
	Emergency Work		Permanent Work							
PA Category	A - Debris Removal	B - Protective Measures	C - Roads & Bridges	D - Water Control Facilities	E - Public Buildings	F - Public Utilities	G - Recreational or Other	H - Fire Management	Z - State Management	Total
Number Of PWs Obligated	40	91	89	6	42	19	24	0	1	312
Federal Share Obligated	\$2,698,039	\$9,348,148	\$4,461,541	\$174,397	\$6,190,761	\$1,709,699	\$2,643,364	\$0	\$29,202	\$27,255,151

Public Assistance Obligated per Category In the Past 2 Weeks – 02/20/2017 through 03/06/2017



PA Highlights

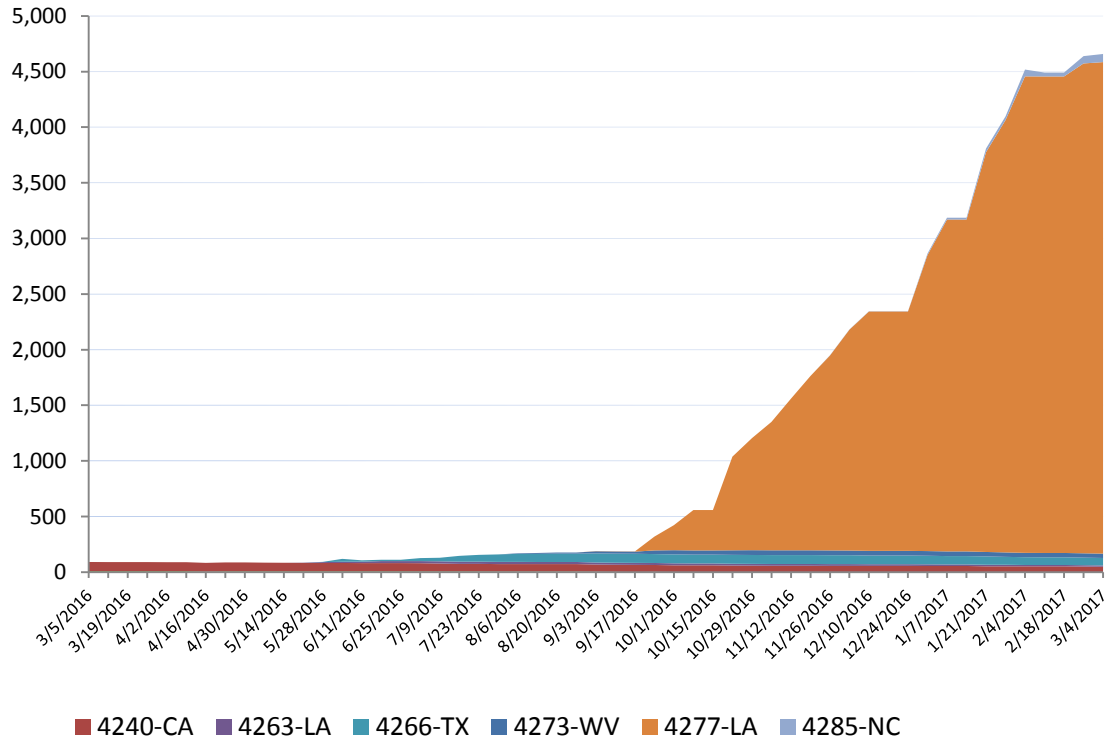
- None

Direct Housing

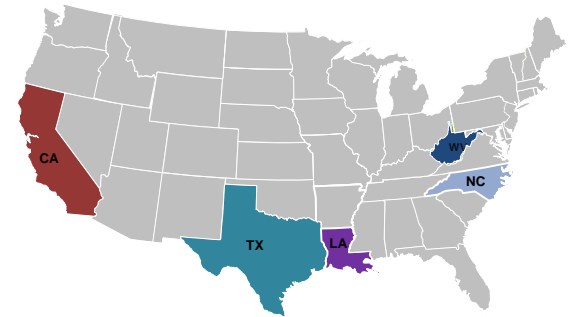


Total Households in FEMA Direct Housing per State

Past Year per Week, 03/05/2016 – 03/04/2017, There are currently **4,658** Households Occupying **4,658** Temporary Units



DR	IA Declaration Date	Program End Date	Current # of Households in Direct Housing (Weekly Change)
4240-CA	9/22/2015	3/22/2017	48 (-2)
4263-LA	3/13/2016	9/13/2017	12 ()
4266-TX	3/19/2016	9/19/2017	67 (-1)
4273-WV	6/25/2016	12/26/2017	39 ()
4277-LA	8/14/2016	2/14/2018	4419 (+15)
4285-NC	10/10/2016	4/10/2018	73 (+7)



States with Currently Occupied Units

NPSC Activity



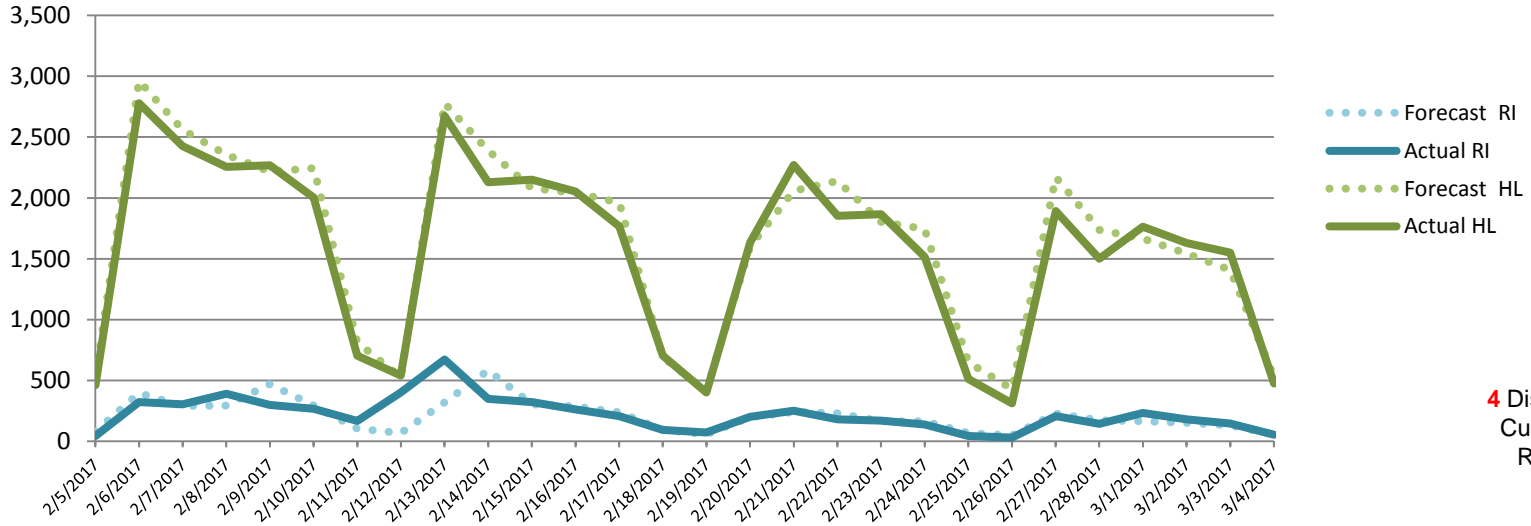
NPSC Call Activity in the Past Week

2/26/2017 through 3/04/2017

Call Type	Projected Calls	Actual Calls	Average Speed of Answer	Maximum Delay Time
Registration Intake:	954	997	:12	2:32
Helpline:	9,481	9,122	:12	5:28
Combined:	10,435	10,119	:12	5:28

NPSC Call Forecasting and Actual Calls Over the Past 4 Weeks

02/05/2017 through 03/04/2017

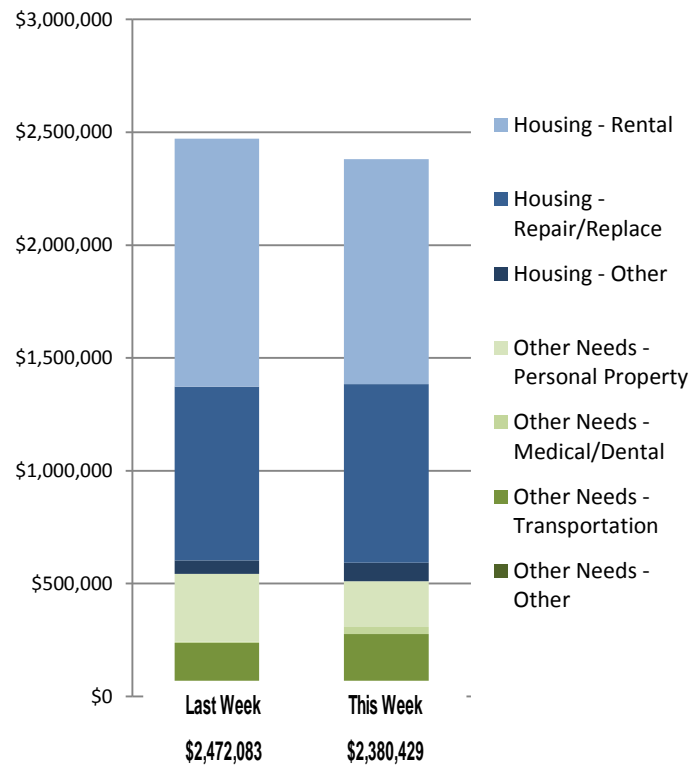


Individual Assistance Activity



Individuals and Households Program Activity As Of: 3/6/17					
	In Past 7 Days		Cumulative		
	Applicants Approved	Amount Approved	Applicants Approved	Amount Approved	
Open Registration Period	4294-GA Declared 01-25-2017 End Of Reg Period 03-27-2017				
	Housing Assistance	14	\$20,811.28	198	\$362,149.71
	Other Needs Assistance	12	\$15,999.38	133	\$130,847.32
	Total IHP	\$36,810.66		\$492,997.03	
	Average IHP			\$1,806	
	Total Max Grants			0	
	4295-MS Declared 01-25-2017 End Of Reg Period 03-27-2017				
	Housing Assistance	22	\$71,257.31	437	\$2,049,585.93
	Other Needs Assistance	22	\$31,026.33	345	\$835,034.73
	Total IHP	\$102,283.64		\$2,884,620.66	
	Average IHP			\$5,526	
	Total Max Grants			20	
	4297-GA Declared 01-26-2017 End Of Reg Period 03-27-2017				
	Housing Assistance	30	\$100,835.90	486	\$1,705,291.05
	Other Needs Assistance	16	\$33,632.68	268	\$858,750.18
	Total IHP	\$134,468.58		\$2,564,041.23	
Average IHP			\$4,811		
Total Max Grants			15		
4300-LA Declared 02-11-2017 End Of Reg Period 04-12-2017					
Housing Assistance	41	\$132,862.51	396	\$1,746,577.58	
Other Needs Assistance	27	\$47,892.25	226	\$333,047.91	
Total IHP	\$180,554.76		\$2,079,625.49		
Average IHP			\$4,415		
Total Max Grants			13		
Other IHP Active	16 Declarations IHP Programmatically Open - Closed Registration *				
	Housing Assistance	468	\$1,545,204.97		
	Other Needs Assistance	156	\$381,106.52		
	Total IHP	\$1,926,311.49			
	Total IHP Approved in Past Week	\$2,380,429.13			

IHP Approved per Category in the Past 2 Weeks – 02/21/2017 through 03/6/2017





FEMA

FEMA's mission is to support our citizens and first responders to ensure that as a nation we work together to build, sustain, and improve our capability to prepare for, protect against, respond to, recover from, and mitigate all hazards.