



# **FEMA**

## **Daily Operations Briefing**

**Saturday, March 4, 2017**

**8:30 a.m. EST**

# Significant Activity – Mar 4-5



**Significant Events:** None

**Significant Weather:**

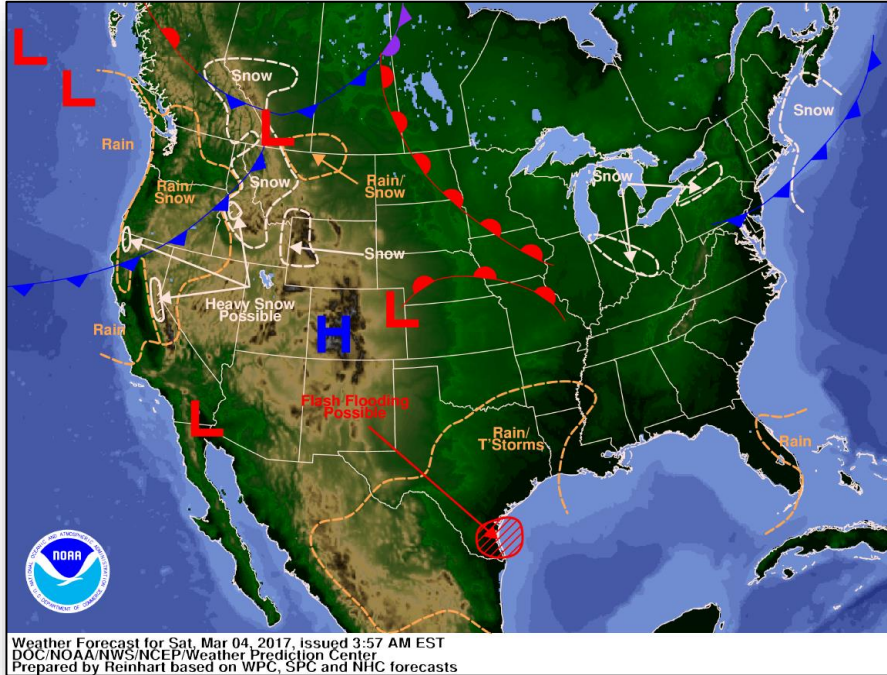
- Flash flooding possible – south TX
- Heavy snow possible – Sierras
- Rain and snow – Pacific Northwest to Northern Intermountain, northern CA and Central Great Basin; Northern Plains
- Rain and thunderstorms – Southern Plains to Lower Mississippi Valley
- Snow – Great Lakes to Ohio Valley
- Rain – northern/central CA; eastern FL
- Critical/Elevated fire weather areas – Southwest to Middle Mississippi Valley
- Red Flag Warnings – Southwest to Middle Mississippi Valley
- Space Weather: Past 24 hours – minor, geomagnetic storms reaching G1 level occurred; next 24 hours – none predicted

**Tropical Activity:** No activity affecting U.S. interests

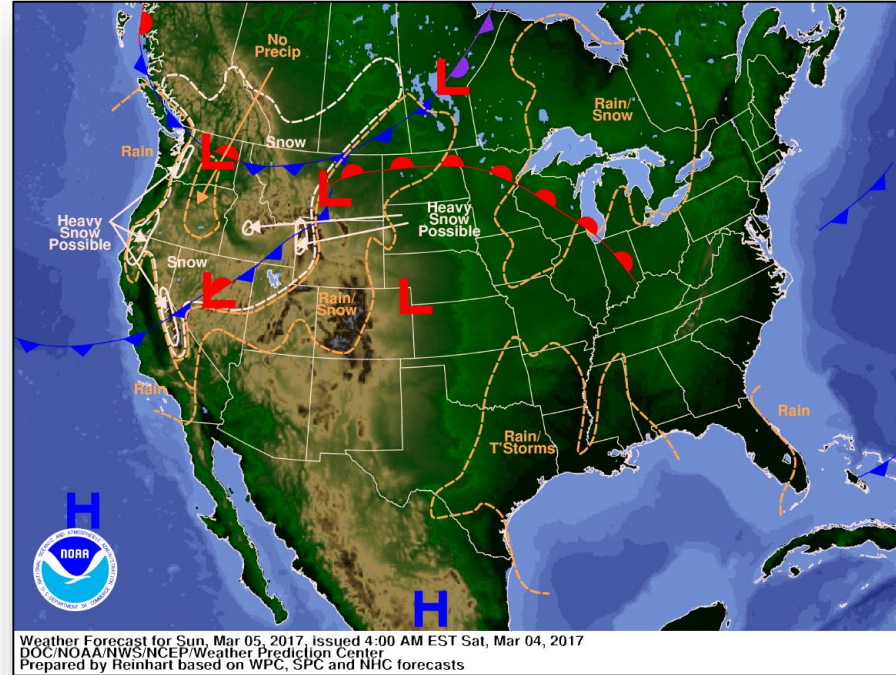
**Earthquake Activity:** No significant activity

**Declaration Activity:** None

# National Weather Forecast



*Today*

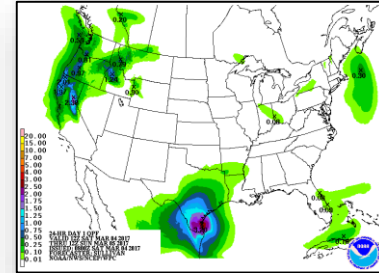
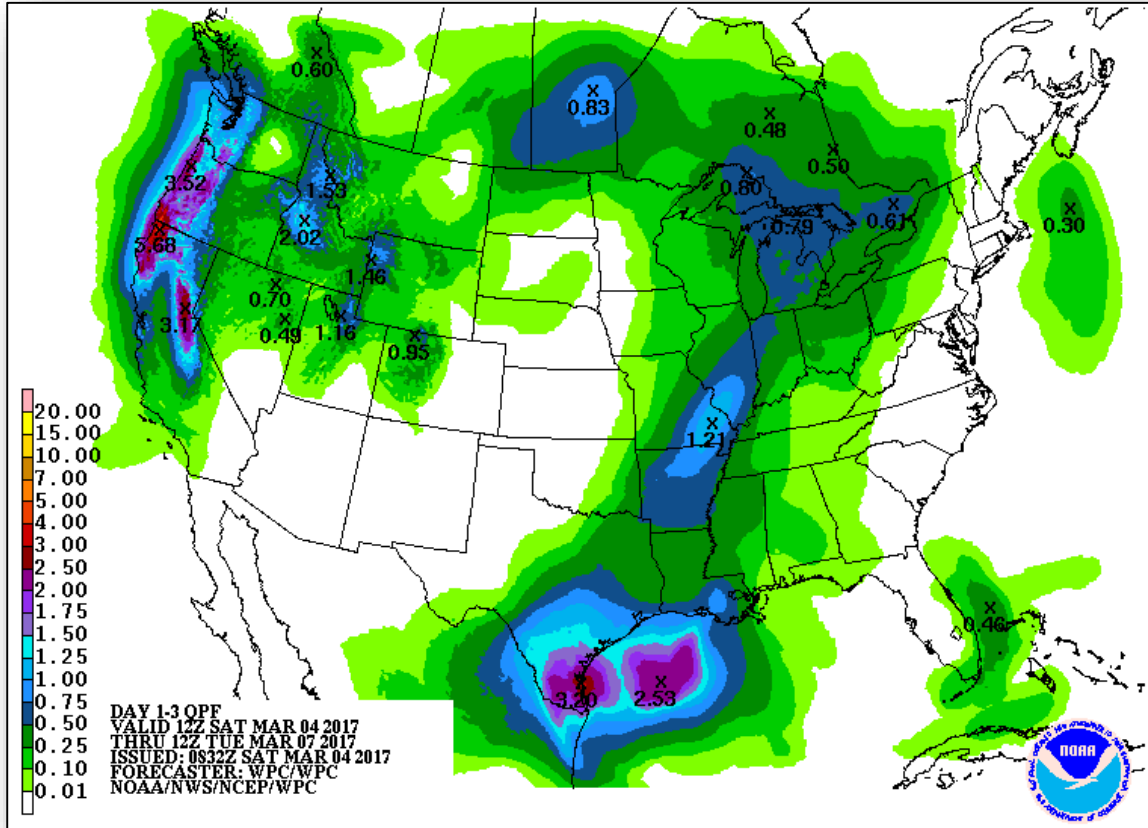


*Tomorrow*

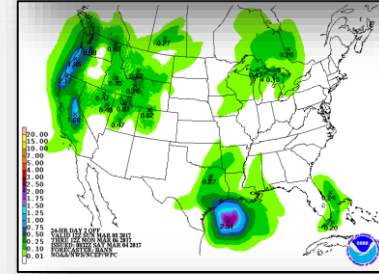
# Precipitation Forecast – Days 1-3



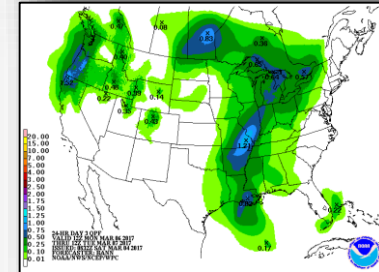
FEMA



Day 1



Day 2

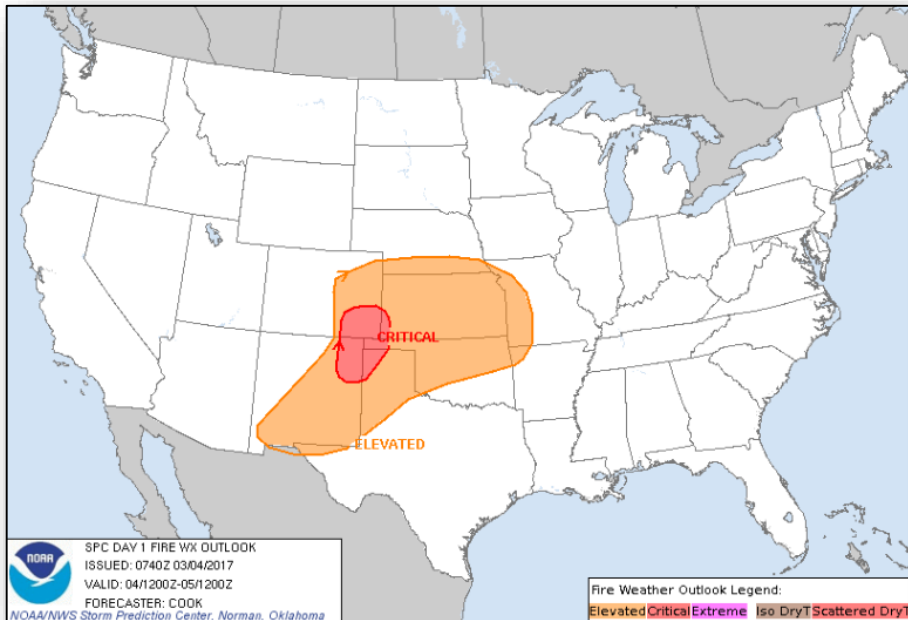


Day 3

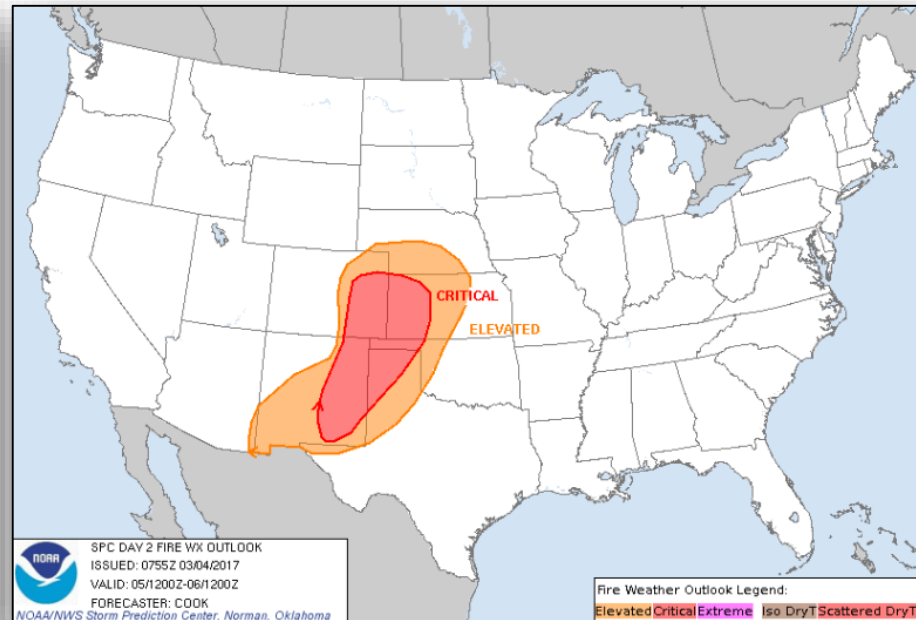
# Fire Weather Outlook



FEMA

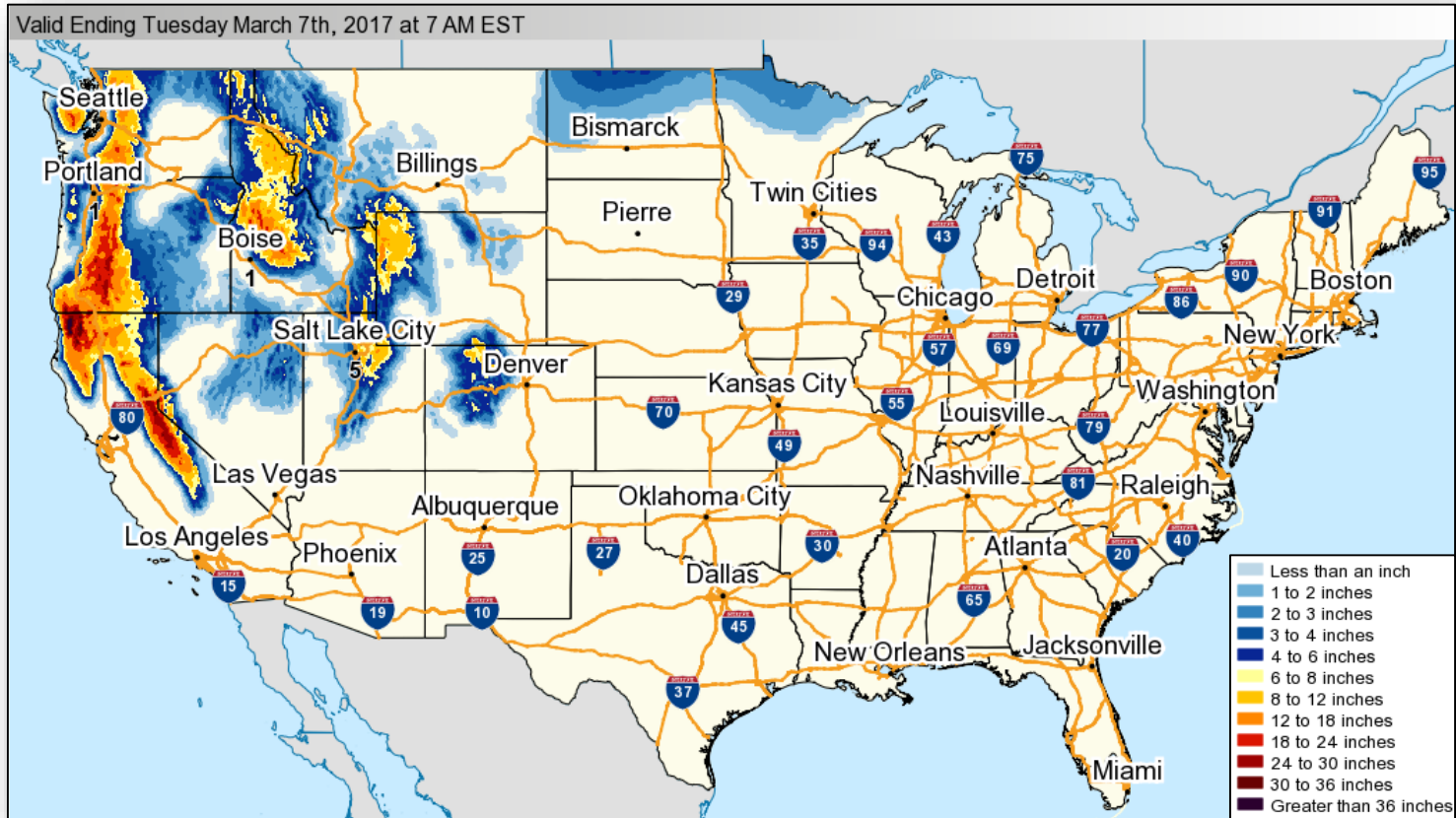


Day 1



Day 2

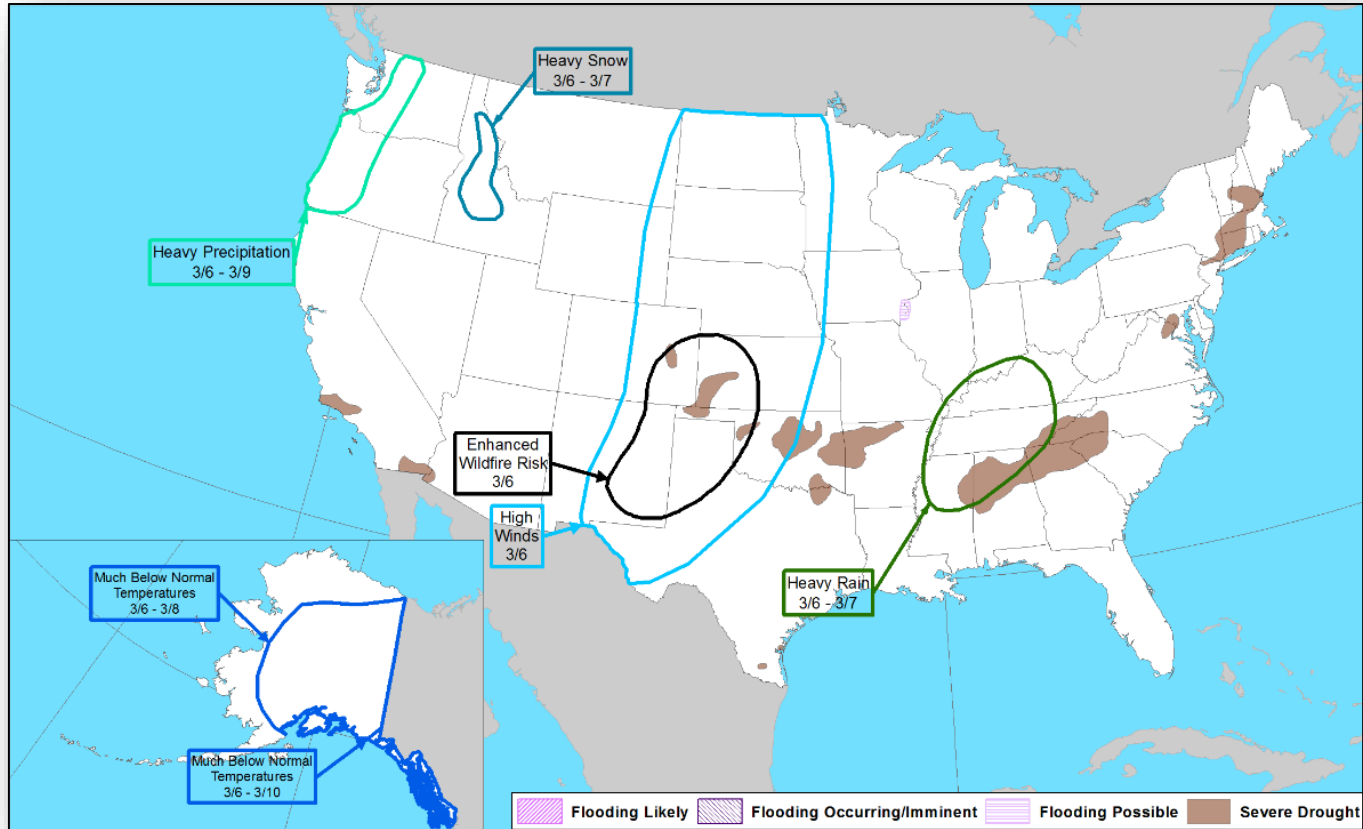
# Forecast Snowfall – Days 1-3



# Hazards Outlook – March 6-10



FEMA

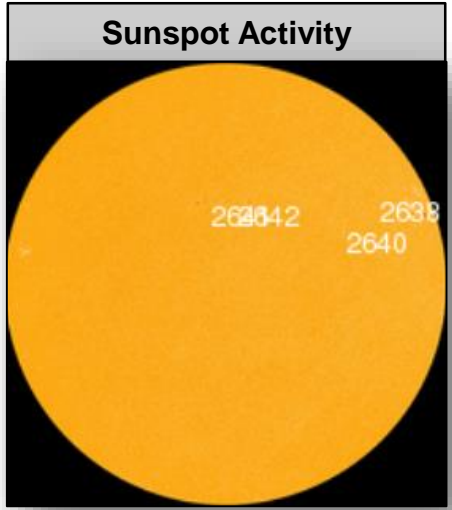
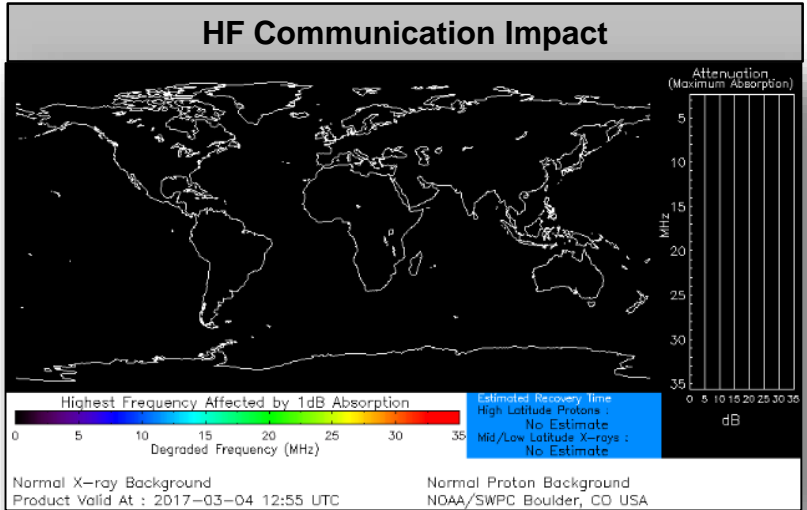


# Space Weather



	Space Weather Activity	Geomagnetic Storms	Solar Radiation	Radio Blackouts
Past 24 Hours	Minor	G1	None	None
Next 24 Hours	None	None	None	None

*For further information on NOAA Space Weather Scales refer to <http://www.swpc.noaa.gov/noaa-scales-explanation>*





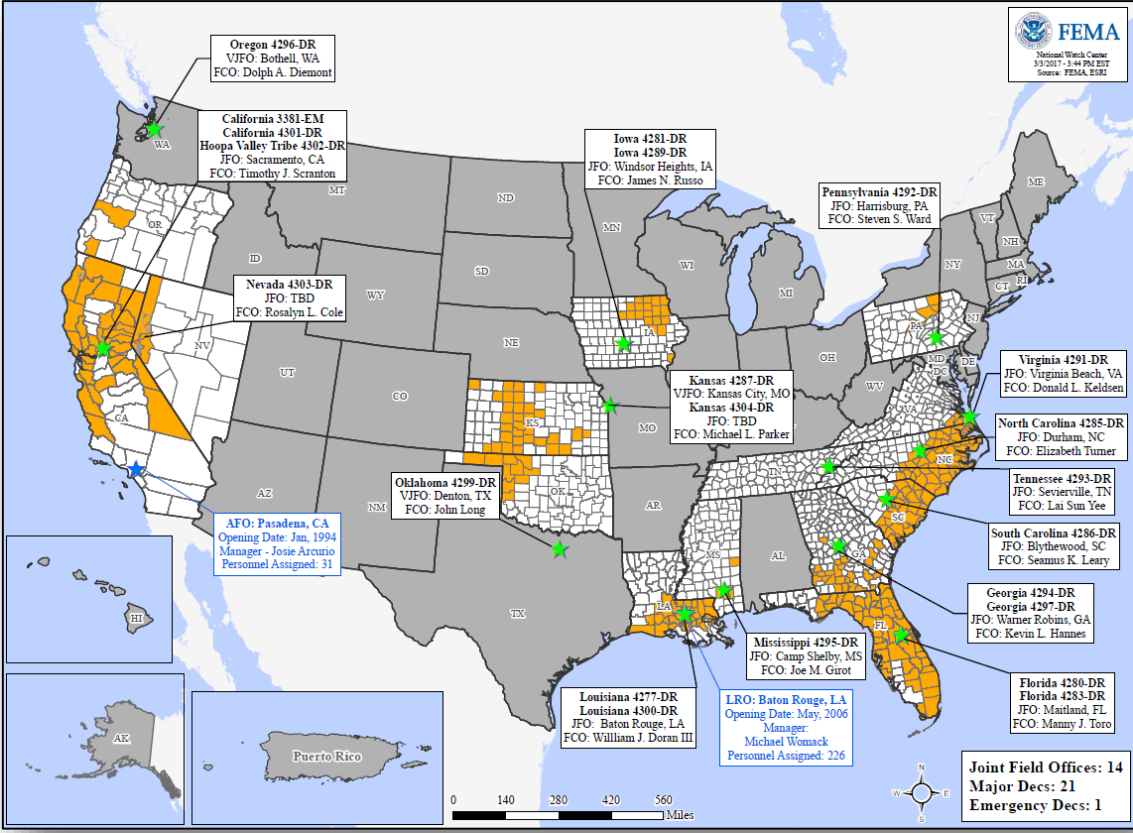
# Joint Preliminary Damage Assessments



FEMA

Region	State / Location	Event	IA/PA	Number of Counties		Start – End
				Requested	Completed	
VIII	Wyoming	Blizzard / High Winds February 6-7, 2017	IA	0	0	N/A
			PA	1	1	3/1 – 3/2
IX	Nevada	Winter Storms February 6-21, 2017	IA	2	0	2/27-TBD
			PA	5	0	2/27-TBD
	California	Winter Storms February 1-21, 2017	IA	0	0	N/A
			PA	39	0	2/27-TBD
X	Oregon	Severe Winter Weather January 8-20, 2017	IA	0	0	N/A
			PA	12	0	2/27 – TBD

# Open Field Offices



# Readiness – Deployable Teams and Assets



Resource	Force Strength	Available		Deployed	Other	Cadres with less than 25% availability
<b>Total Workforce</b>	10,193	5,708	55%	3,144	1,341	None

Resource	Status	Total	FMC Available	Partially Available	Not Available	Detailed, Deployed, Activated	Comments	Status Criteria																				
<b>National IMAT</b>		3	2	0	0	1	East-2 – Primary (Mar) West to GA (DR-4294, DR-4297)	Green: >3 Teams Available Yellow: 1 - 2 Teams Available Red: 0 Teams Available <i>N-IMAT red if 50% of Section Chiefs or Team Leader unavailable for deployment</i>																				
<b>Regional IMAT</b>		13	8	0	0	5	<b>Deployed:</b> Region IV-2 to MS (DR-4295) Region VI-2 to LA (DR-4300) Region IX-1 to NV (DR-4303) Region IX-2 to CA (EM-3381) Region X to WA (DR-4296)	Green > 6 Teams Available Yellow: 4 - 6 Teams Available Red: 0 - 4 Teams Available <i>R-IMAT also red if TL or Ops / Log Chief is unavailable &amp; has no qualified replacement</i>																				
<b>FCO</b>		35	3	0	4	28		OCD Readiness <table border="1"> <thead> <tr> <th>FCO</th> <th>Green</th> <th>Yellow</th> <th>Red</th> </tr> </thead> <tbody> <tr> <td>Type 1</td> <td>3+</td> <td>2</td> <td>1</td> </tr> <tr> <td>Type 2</td> <td>4+</td> <td>3</td> <td>2</td> </tr> <tr> <td>Type 3</td> <td>4+</td> <td>3</td> <td>2</td> </tr> <tr> <td>FDRC</td> <td>3</td> <td>2</td> <td>1</td> </tr> </tbody> </table>	FCO	Green	Yellow	Red	Type 1	3+	2	1	Type 2	4+	3	2	Type 3	4+	3	2	FDRC	3	2	1
FCO	Green	Yellow	Red																									
Type 1	3+	2	1																									
Type 2	4+	3	2																									
Type 3	4+	3	2																									
FDRC	3	2	1																									
<b>FDRC</b>		11	2	0	3	6																						
<b>US&amp;R</b>		28	28	0	0	0		Green: >66% Available Yellow: 33% - 66% Available Red: <33% Available																				
<b>MERS</b>		36	29	0	6	1	<b>Assets are supporting:</b> NV: DR-4303	Green: >66% Available Yellow: 33% - 66% Available Red: <33% Available																				

# Readiness – Activation Teams



Resource	Status	Total	Status	Activated Team	Activation Level	Activation Times	Reason/Comments
NWC		5	Not Activated				
NRCC		2	Not Activated				
HLT		1	Not Activated				Deactivated for the season
RWCs/MOCs		10	Not Activated				
RRCCs		10	Not Activated				

Back-up Regions (Feb 27-Mar 5): **II, V & VIII**



# FEMA

**FEMA's mission is to support our citizens and first responders to ensure that as a nation we work together to build, sustain, and improve our capability to prepare for, protect against, respond to, recover from, and mitigate all hazards.**