



FEMA

Daily Operations Briefing

Monday, February 6, 2017

8:30 a.m. EST

Significant Activity – Feb 5-6



Significant Events: None

Significant Weather:

- Severe Thunderstorms – Lower Mississippi to Ohio valleys
- Freezing Rain – Upper Mississippi Valley to Mid-Atlantic
- Heavy Snow – Pacific Northwest, CA, Northern Intermountain, Central Great Basin, Rockies, and Northern Plains
- Red Flag Warnings – Southern/Central Plains

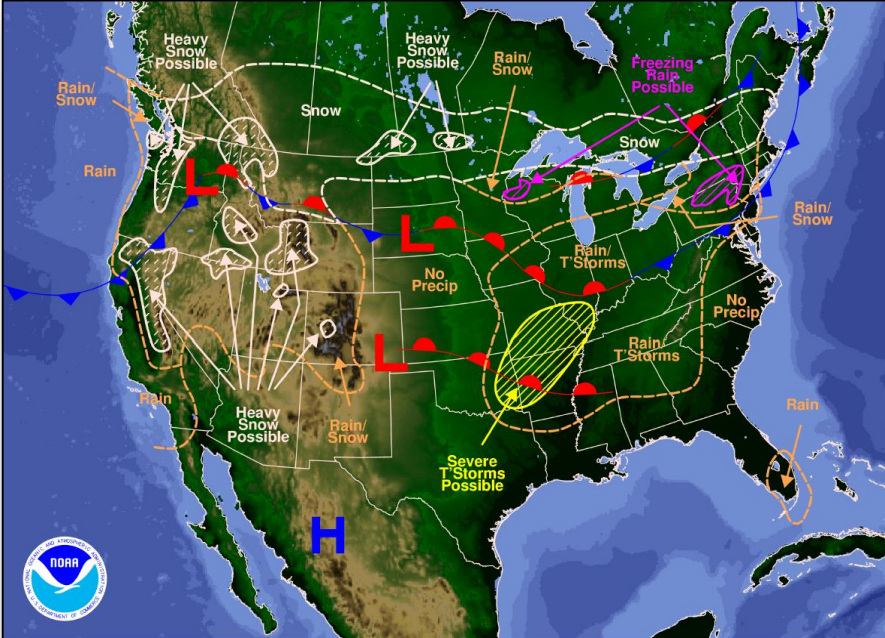
Space Weather: Past 24 hours: none; next 24 hours: none

Tropical Activity: No activity affecting U.S. interests

Earthquake Activity: No significant activity

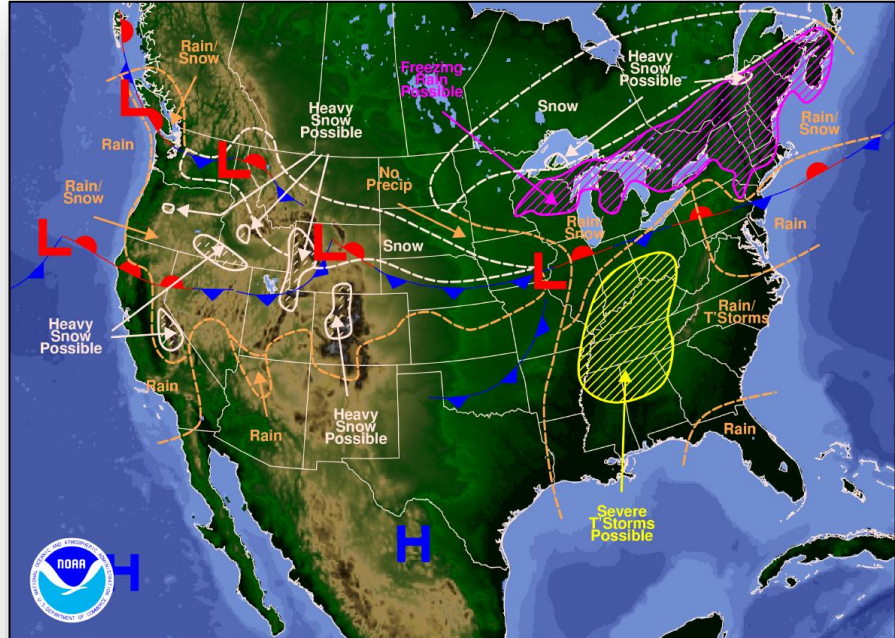
Declaration Activity: None

National Weather Forecast



Weather Forecast for Mon, Feb 06, 2017, issued 4:45 AM EST
DOC/NOAA/NWS/NCEP/Weather Prediction Center
Prepared by Mcreynolds based on WPC, SPC and NHC forecasts

Today



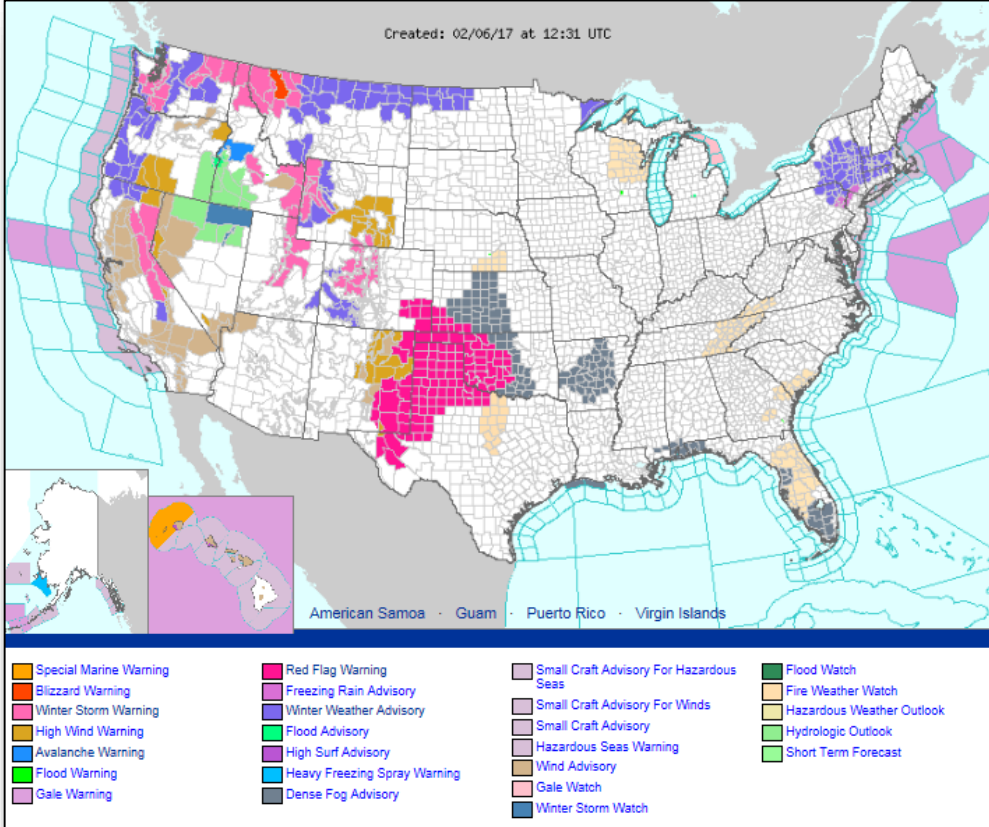
Weather Forecast for Tue, Feb 07, 2017, issued 4:57 AM EST Mon, Feb 06, 2017
DOC/NOAA/NWS/NCEP/Weather Prediction Center
Prepared by Mcreynolds based on WPC, SPC and NHC forecasts

Tomorrow

Active Watches and Warnings



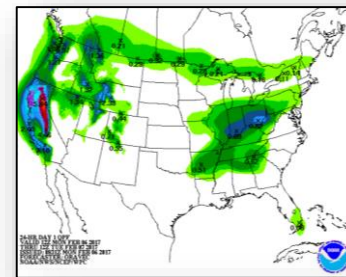
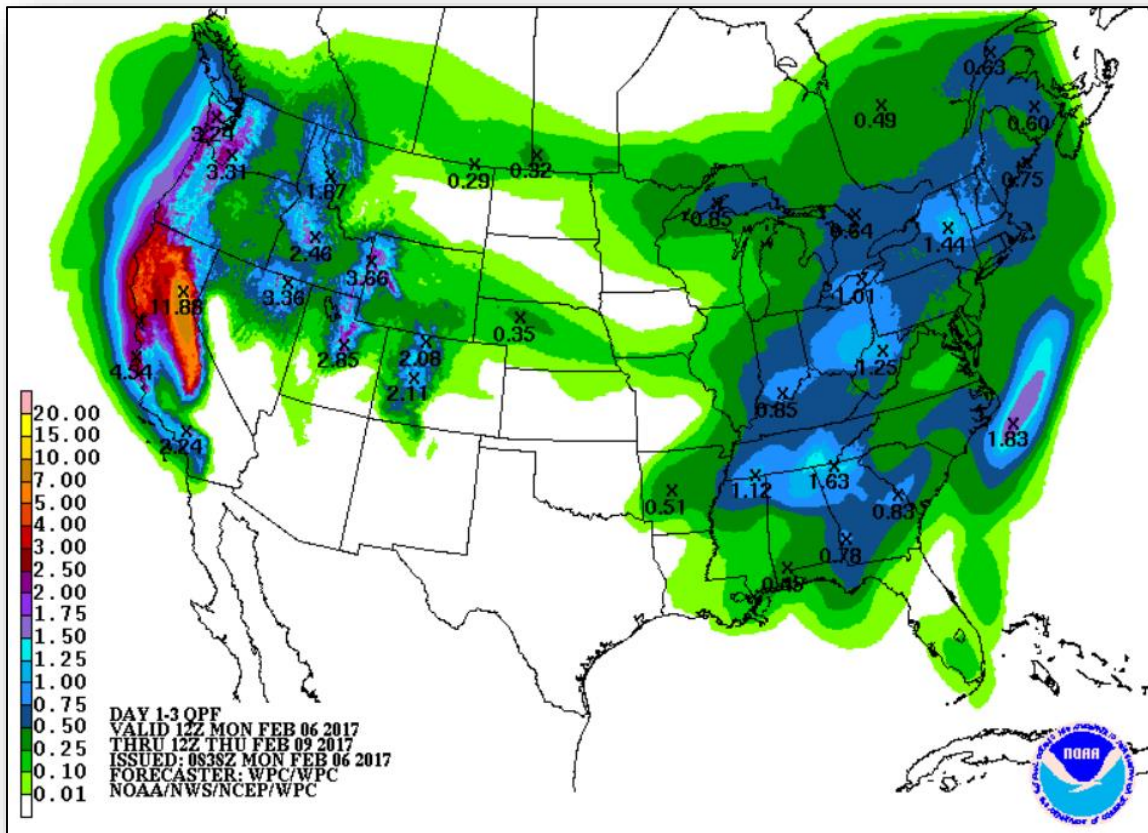
FEMA



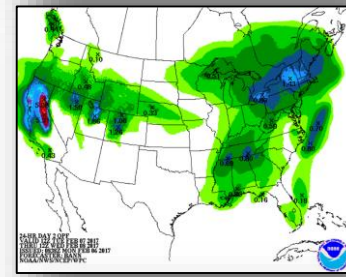
Precipitation Forecast – Days 1-3



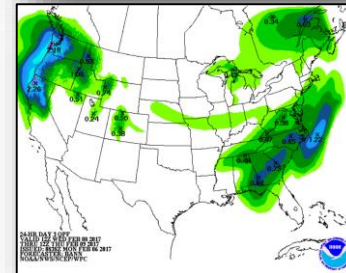
FEMA



Day 1

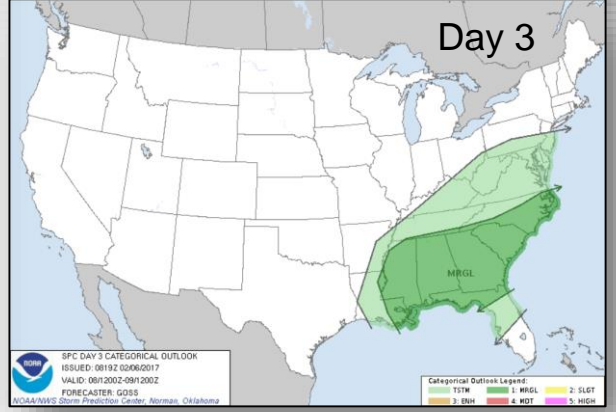
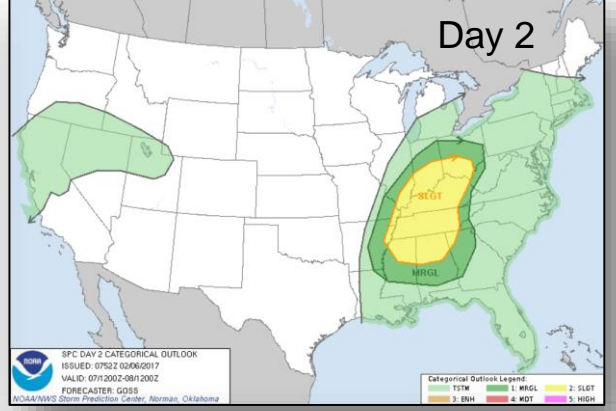
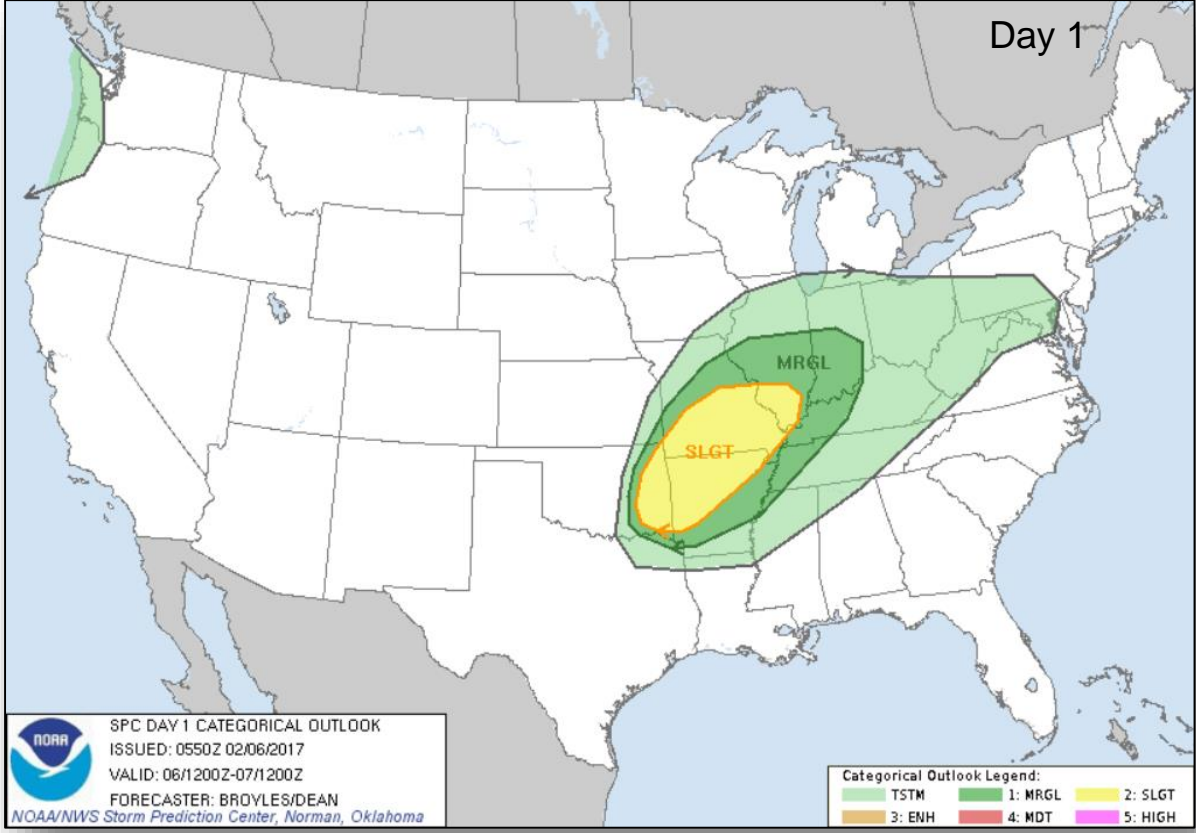


Day 2



Day 3

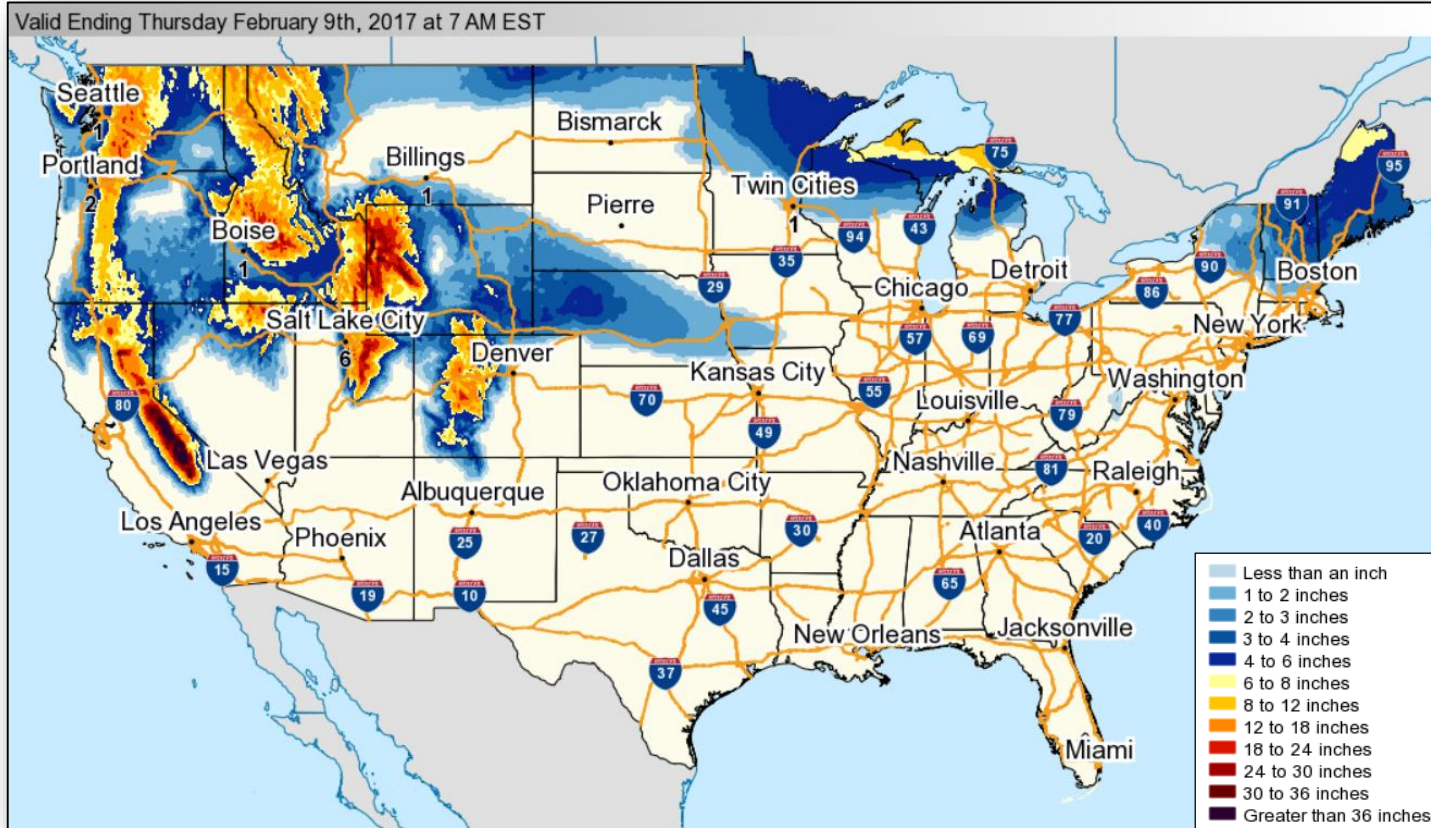
Severe Weather Outlook – Days 1-3



Forecast Snowfall – Days 1-3



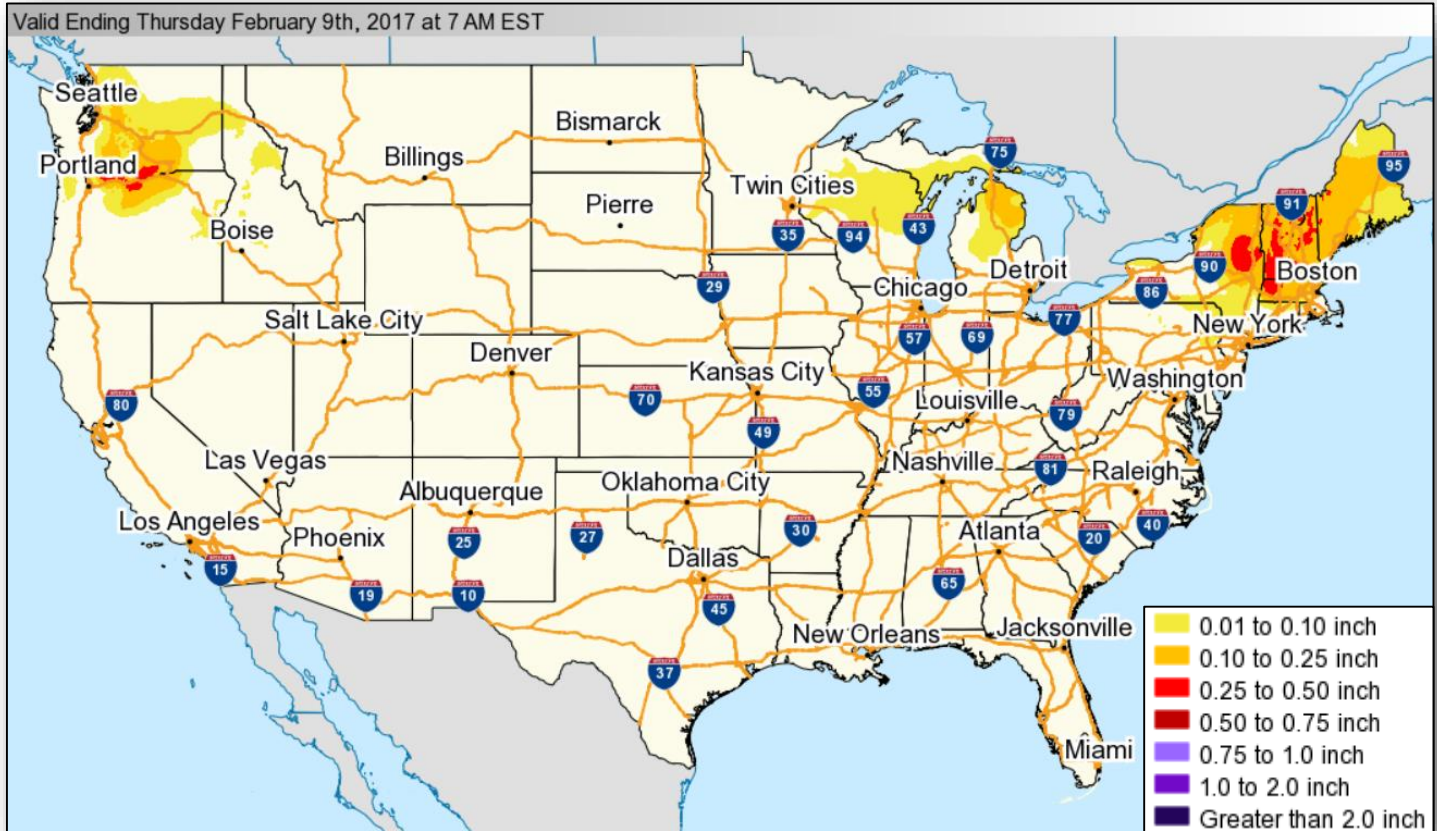
FEMA



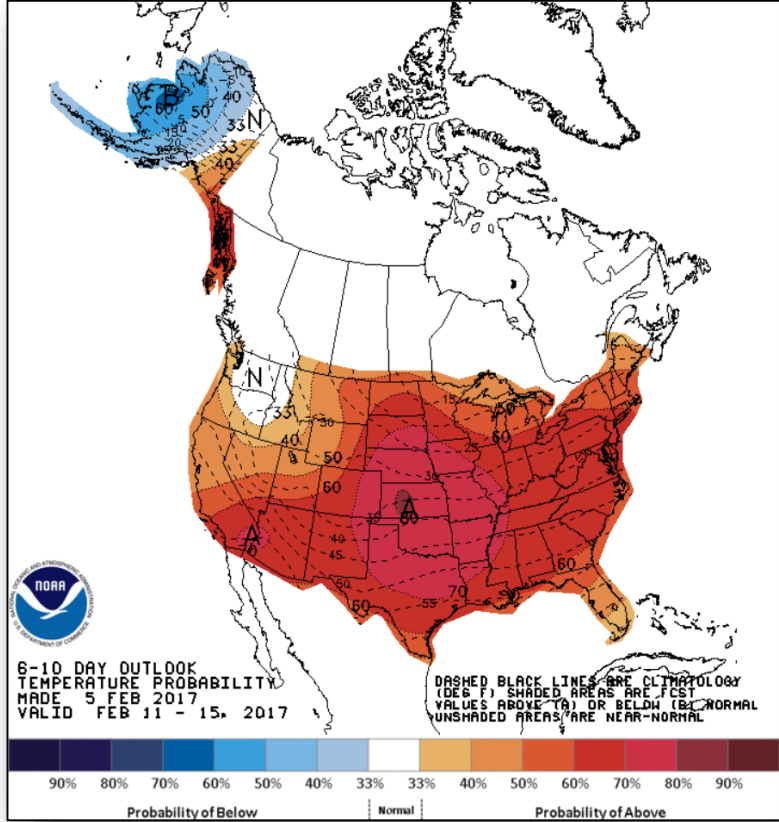
Forecast Ice – Days 1-3



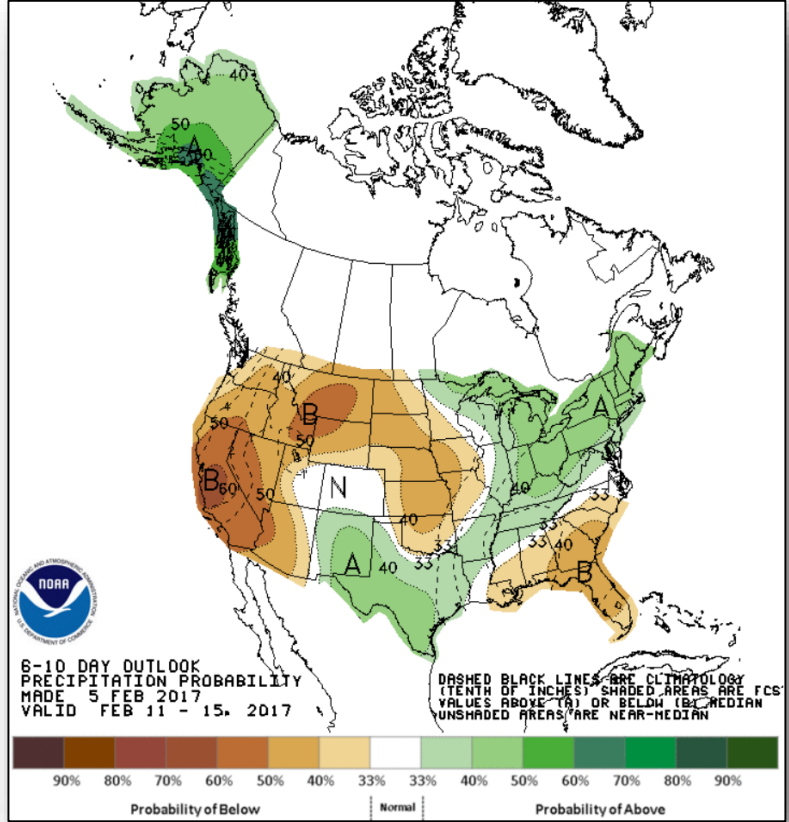
FEMA



6-10 Day Outlooks



6-10 Day Temperature Probability



6-10 Day Precipitation Probability

Joint Preliminary Damage Assessments



FEMA

| Region | State / Location | Event | IA/PA | Number of Counties | | Start – End |
|--------|------------------|---|-------|------------------------|------------------------|-------------|
| | | | | Requested | Completed | |
| VII | KS | Winter Storm January 13-16, 2017 | IA | 0 | 0 | N/A |
| | | | PA | 25 | 17 | 1/25-TBD |
| IX | CA* | Winter Storm January 3-12, 2017 | IA | 0 | 0 | N/A |
| | | | PA | 33 counties 1 tribe | 33 counties 1 tribe | 1/26-2/3 |
| X | ID | Severe Winter Weather December 22, 2016 – January 19, 2017 | IA | 2 | 0 | 2/8-TBD |
| | | | PA | 4 | 0 | 2/8-TBD |

*Hoopa Tribe

Disaster Requests & Declarations



| Declaration Requests in Process | | Requests APPROVED (since last report) | Requests DENIED (since last report) |
|--|-----------------------|--|--|
| 3 | Date Requested | 0 | 0 |
| SD Lake Traverse Reservation, Sisseton-Wahpeton Oyate Tribe – DR Severe Winter Storm | January 25, 2017 | | |
| OK – DR Severe Winter Storm | February 1, 2017 | | |
| CA Hoopa Valley Tribe – DR Severe Winter Storm | February 2, 2017 | | |

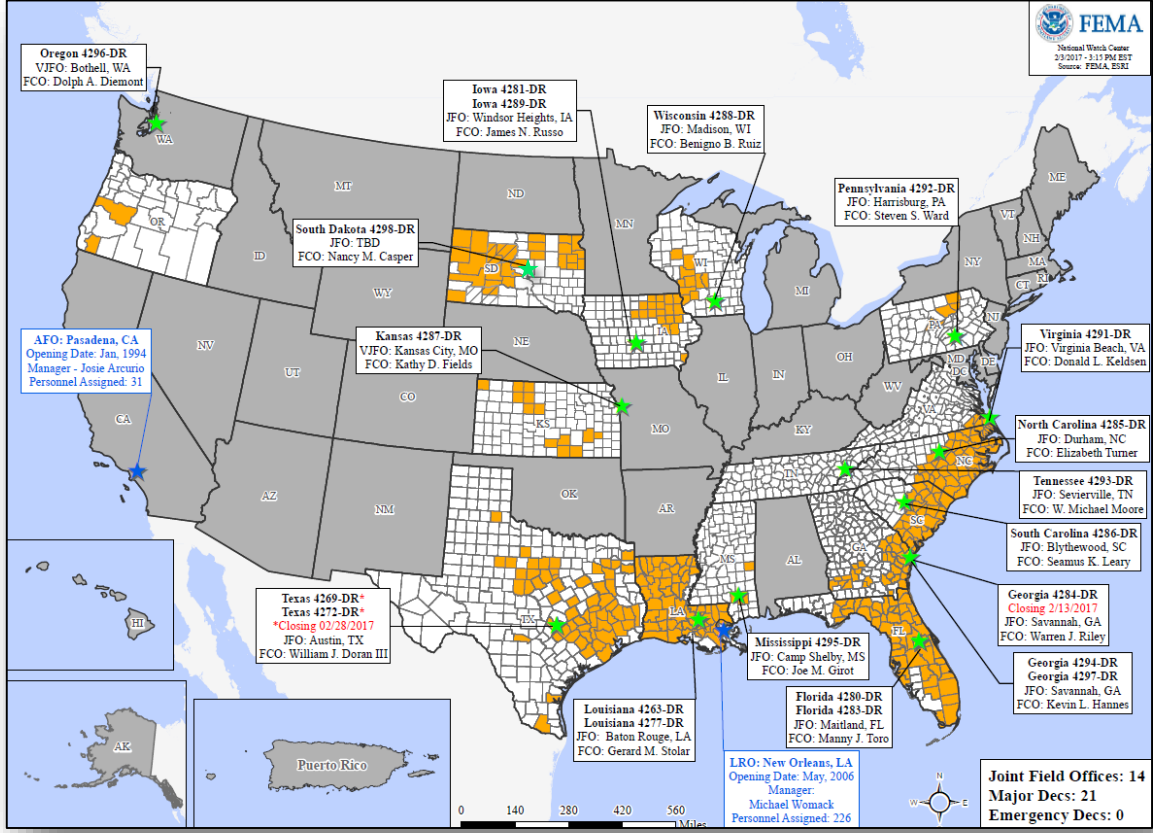
Disaster Amendments



FEMA

| Amendment | Effective Date | Action |
|------------------------------------|------------------|--|
| Amendment No. 1 to FEMA-4297-DR-GA | February 3, 2017 | Expands the incident type to include severe storms, tornadoes, straight-line winds, and flooding |
| Amendment No. 2 to FEMA-4297-DR-GA | February 3, 2017 | Adds 2 counties for Individual Assistance |

Open Field Offices



Readiness – Deployable Teams and Assets



FEMA

| Resource | Force Strength | Available | | Deployed | Other | Cadres with less than 25% availability |
|-----------------|----------------|-----------|-----|----------|-------|--|
| Total Workforce | 10,118 | 5,574 | 55% | 3,249 | 1,295 | None |

| Resource | Status | Total | FMC Available | | Partially Available | Not Available | Detailed, Deployed, Activated | Comments | Rating Criteria | | | | | | | | | | | | | | | | | | | | |
|---------------|--------|--------|---------------|------|---------------------|---------------|-------------------------------|--|---|-----|-------|--------|-----|--------|----|---|---|--------|----|---|---|--------|----|---|---|------|---|---|---|
| National IMAT | | 3 | 1 | 33% | 0 | 0 | 2 | East-2 to LA (DR-4277) West to GA (DR-4294, DR-4297) | Green: >3 Teams Available Yellow: 1 - 2 Teams Available Red: 0 Teams Available <i>N-IMAT red if 50% of Section Chiefs or Team Leader unavailable for deployment</i> | | | | | | | | | | | | | | | | | | | | |
| Regional IMAT | | 13 | 8 | 62% | 0 | 3 | 2 | Region III reconstituting through Feb 6 Region V reconstituting through Feb 9 Region VI-1 reconstituting through Mar 1 Deployed: Region IV-2 to MS (DR-4295) Region X to WA (DR-4296-OR) | Green > 6 Teams Available Yellow: 4 - 6 Teams Available Red: 0 - 4 Teams Available <i>R-IMAT also red if TL or Ops / Log Chief is unavailable & has no qualified replacement</i> | | | | | | | | | | | | | | | | | | | | |
| FCO | | 37 | 7 | 19% | 0 | 5 | 25 | | OCD Readiness <table border="1"> <thead> <tr> <th>FCO</th> <th>Green</th> <th>Yellow</th> <th>Red</th> </tr> </thead> <tbody> <tr> <td>Type 1</td> <td>3+</td> <td>2</td> <td>1</td> </tr> <tr> <td>Type 2</td> <td>4+</td> <td>3</td> <td>2</td> </tr> <tr> <td>Type 3</td> <td>4+</td> <td>3</td> <td>2</td> </tr> <tr> <td>FDRC</td> <td>3</td> <td>2</td> <td>1</td> </tr> </tbody> </table> | FCO | Green | Yellow | Red | Type 1 | 3+ | 2 | 1 | Type 2 | 4+ | 3 | 2 | Type 3 | 4+ | 3 | 2 | FDRC | 3 | 2 | 1 |
| FCO | Green | Yellow | Red | | | | | | | | | | | | | | | | | | | | | | | | | | |
| Type 1 | 3+ | 2 | 1 | | | | | | | | | | | | | | | | | | | | | | | | | | |
| Type 2 | 4+ | 3 | 2 | | | | | | | | | | | | | | | | | | | | | | | | | | |
| Type 3 | 4+ | 3 | 2 | | | | | | | | | | | | | | | | | | | | | | | | | | |
| FDRC | 3 | 2 | 1 | | | | | | | | | | | | | | | | | | | | | | | | | | |
| FDRC | | 11 | 3 | 27% | 0 | 2 | 6 | | | | | | | | | | | | | | | | | | | | | | |
| US&R | | 28 | 28 | 100% | 0 | 0 | 0 | | Green: >66% Available Yellow: 33% - 66% Available Red: <33% Available | | | | | | | | | | | | | | | | | | | | |
| MERS | | 36 | 28 | 77% | 0 | 6 | 2 | Assets are supporting: MS (DR-4295) GA (DR-4297) TX (Super Bowl LI support) | Green: >66% Available Yellow: 33% - 66% Available Red: <33% Available | | | | | | | | | | | | | | | | | | | | |

Readiness – National and Regional Teams



FEMA

| Resource | Status | Total | FMC Available | | Partially Available | Not Available | Status | Comments | Rating Criteria |
|-----------|--------|-------|---------------|------|---------------------|---------------|---------------|---|--|
| NWC | | 5 | 5 | 100% | 0 | 0 | Not Activated | | <ul style="list-style-type: none"> • Green = FMC • Yellow = PMC • Red = NMC |
| NRCC | | 2 | 2 | 100% | 0 | 0 | Not Activated | | |
| HLT | | 1 | 1 | 100% | 0 | 0 | Not Activated | | |
| RRCCs | | 10 | 10 | 100% | 0 | 0 | Not Activated | Region VI deactivated on 2/5 (Activated for Super Bowl operations) | |
| RWCs/MOCs | | 10 | 10 | 100% | 0 | 0 | Not Activated | Region VI returned to Watch/Steady State on 2/6 (Enhanced for Super Bowl operations) | |



FEMA

FEMA's mission is to support our citizens and first responders to ensure that as a nation we work together to build, sustain, and improve our capability to prepare for, protect against, respond to, recover from, and mitigate all hazards.