



# FEMA

## Daily Operations Briefing

Wednesday, February 1, 2017

8:30 a.m. EST

# Significant Activity – Jan 31- Feb 1



**Significant Events:** None

**Significant Weather:**

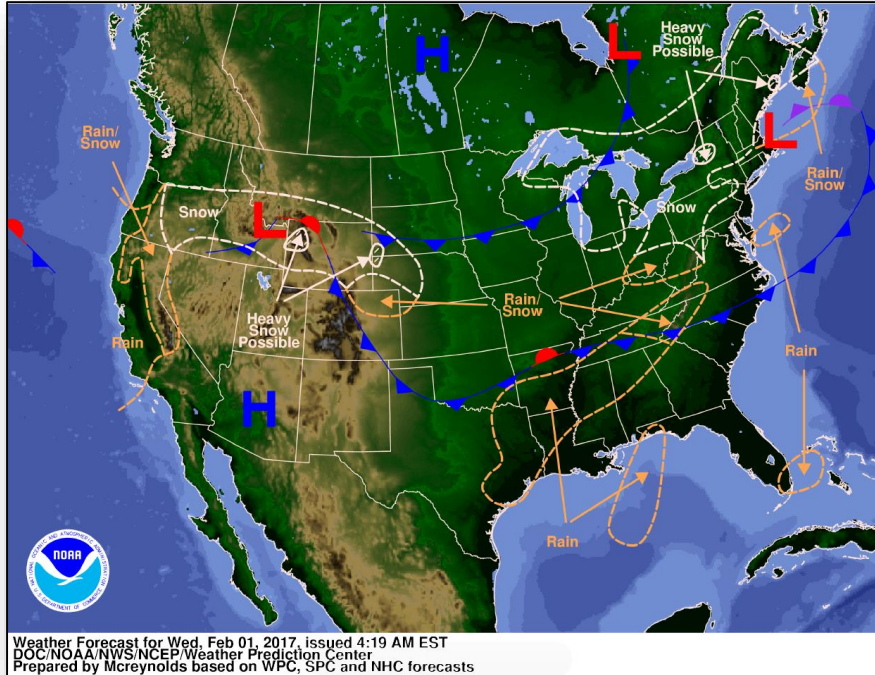
- Heavy snow possible – Northern/Central Plains, Great Lakes, and Northeast
- Space Weather – past 24 hours – Minor, G1 Geomagnetic Storms; next 24 hours – Minor, G1 Geomagnetic Storms

**Tropical Activity Western Pacific:** No activity affecting U.S. interests

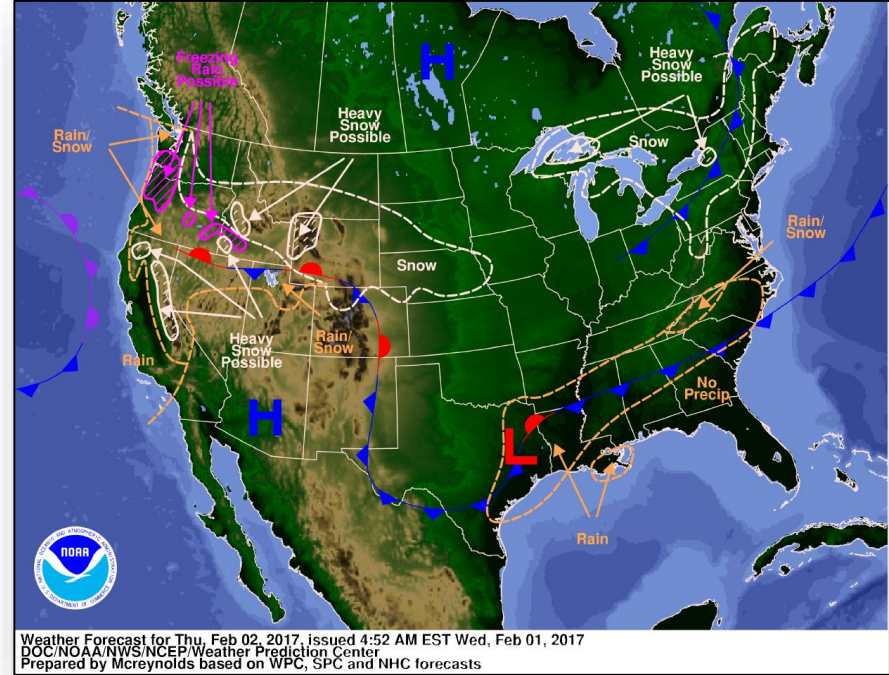
**Earthquake Activity:** No significant activity

**Declaration Activity:** None

# National Weather Forecast

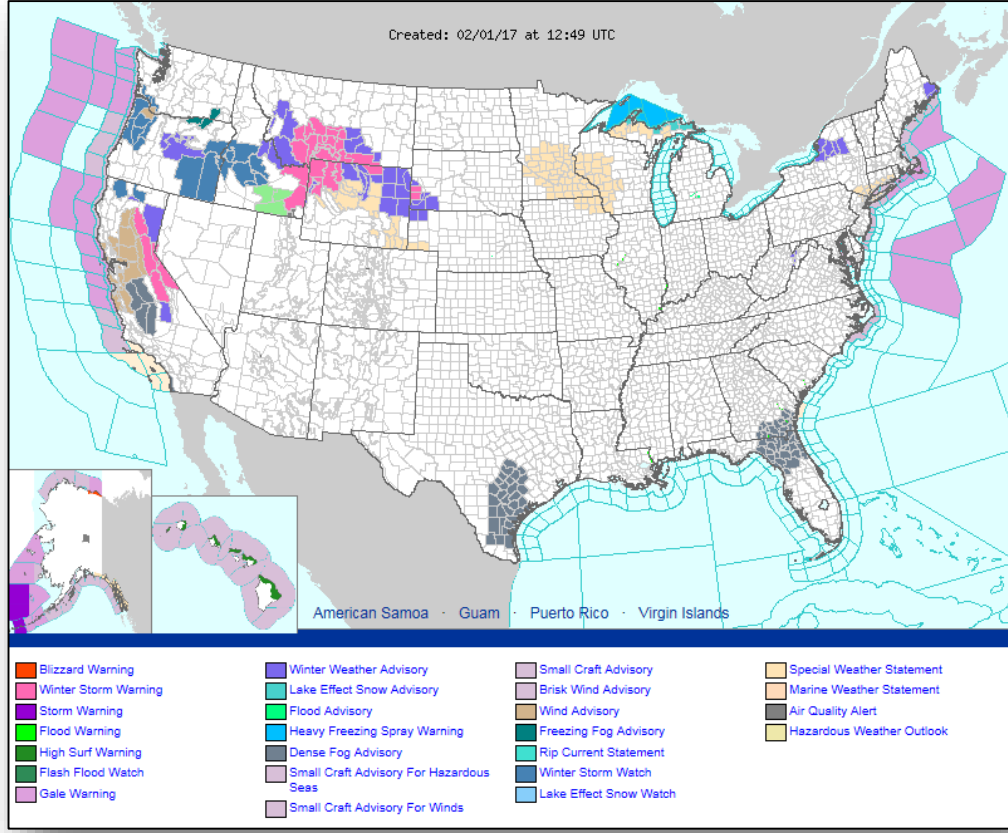


*Today*



*Tomorrow*

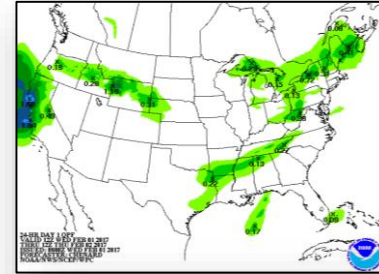
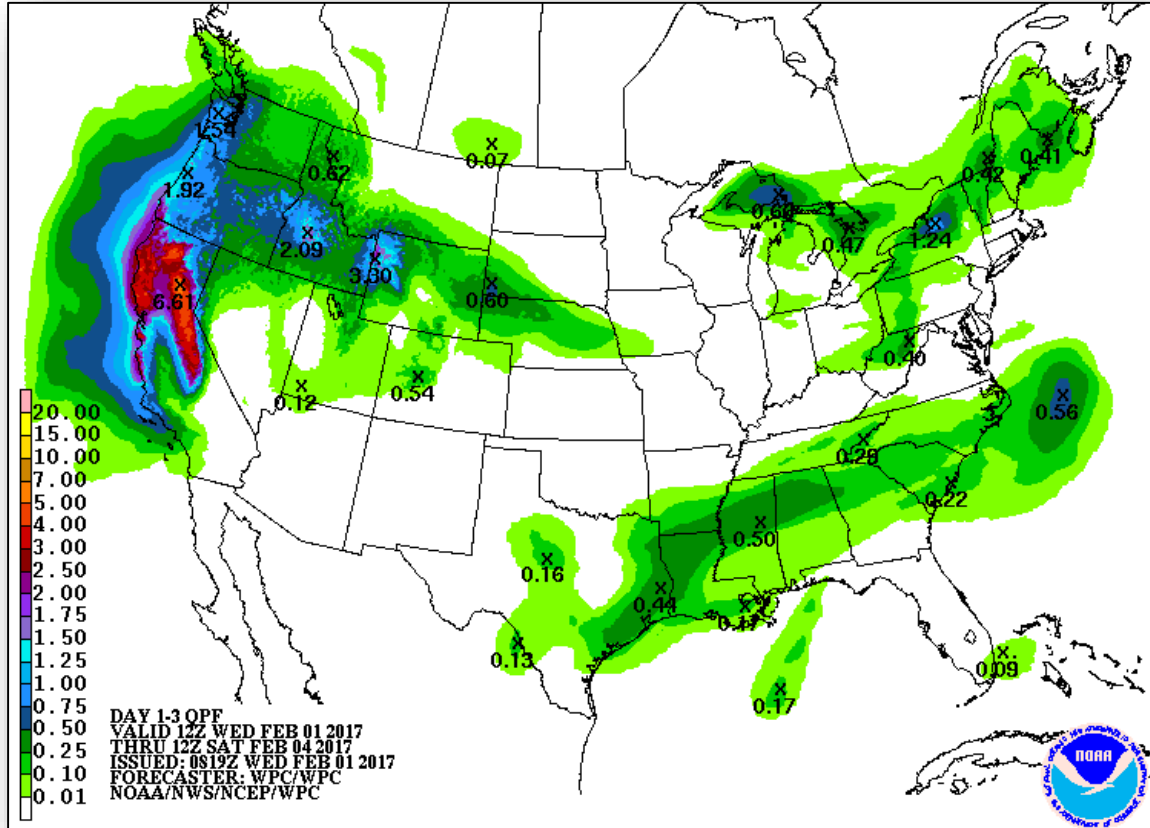
# Active Watches and Warnings



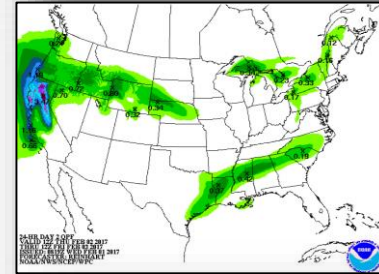
# Precipitation Forecast – Days 1-3



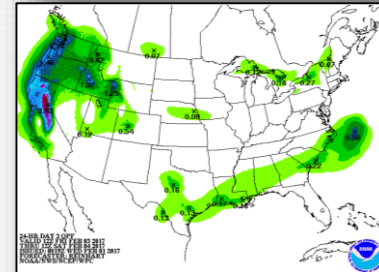
FEMA



Day 1



Day 2

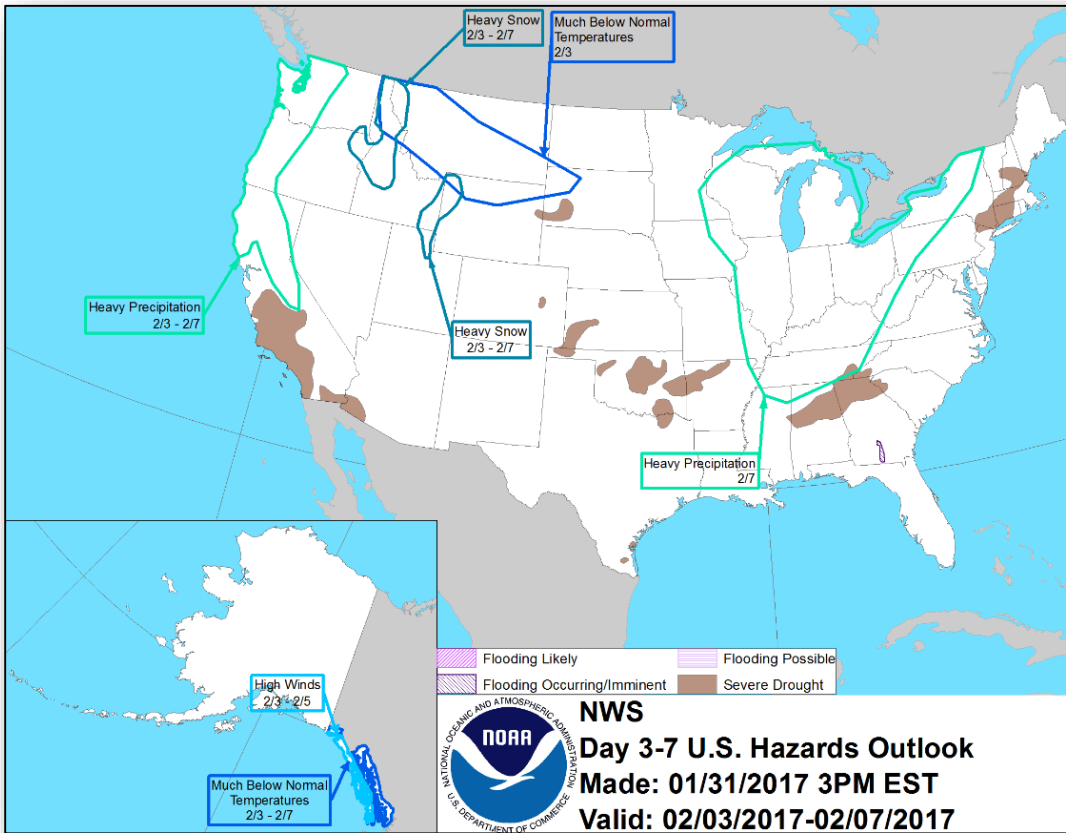


Day 3

# Hazards Outlook – Feb 3-7



FEMA





# Space Weather Summary/Outlook


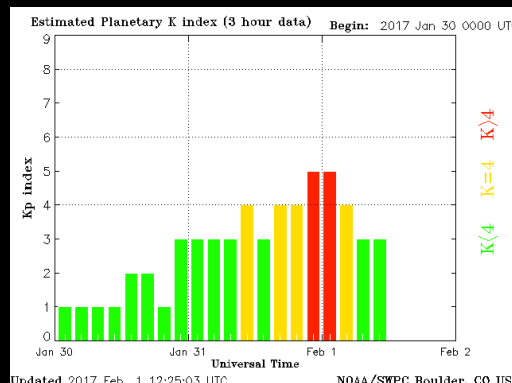
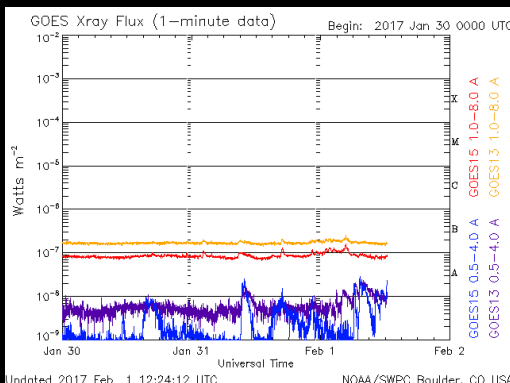


FEMA

Space Weather Summary February 1 <sup>st</sup> , 2017	Past 48 Hours	Current	Forecast: Feb. 2 <sup>nd</sup> (UTC)
Solar Flare (R Scale) Radio Blackout	None	None	R1-R2: 1% R3-R5: 1%
Solar Radiation Storms (S Scale)	None	None	S1 or > 1%
Geomagnetic Storms (G Scale)	G1-Minor	None	None

## Summary of Recent Activity/Outlook:

- Quiet across the R and S scales. Activity expected to remain so in the near term.
- G1-minor geomagnetic storms possible Feb 1<sup>st</sup>. Enhanced conditions throughout the day.
- Regions currently on the disk are relatively small, simple, and inactive.
- Risk of severe or extreme activity is very, very low at this time.



Garry Patterson  
SWPC  
February 1<sup>st</sup>, 2017

# Joint Preliminary Damage Assessments



FEMA

Region	State / Location	Event	IA/PA	Number of Counties		Start – End
				Requested	Completed	
VII	Kansas	Winter Storm January 13-16, 2017	IA	0	0	N/A
			PA	25	16	1/25 – TBD
IX	Nevada*	Winter Storm January 3-12, 2017	IA	0	0	N/A
			PA	5 counties 3 tribes	0	1/30 – TBD
	California**	Winter Storm January 3-12, 2017	IA	0	0	N/A
			PA	31 counties 1 tribe	0	1/26 – TBD

\*Washoe, Reno-Sparks, and Pyramid Lake Paiute Tribes

\*\*Hoopa Tribe

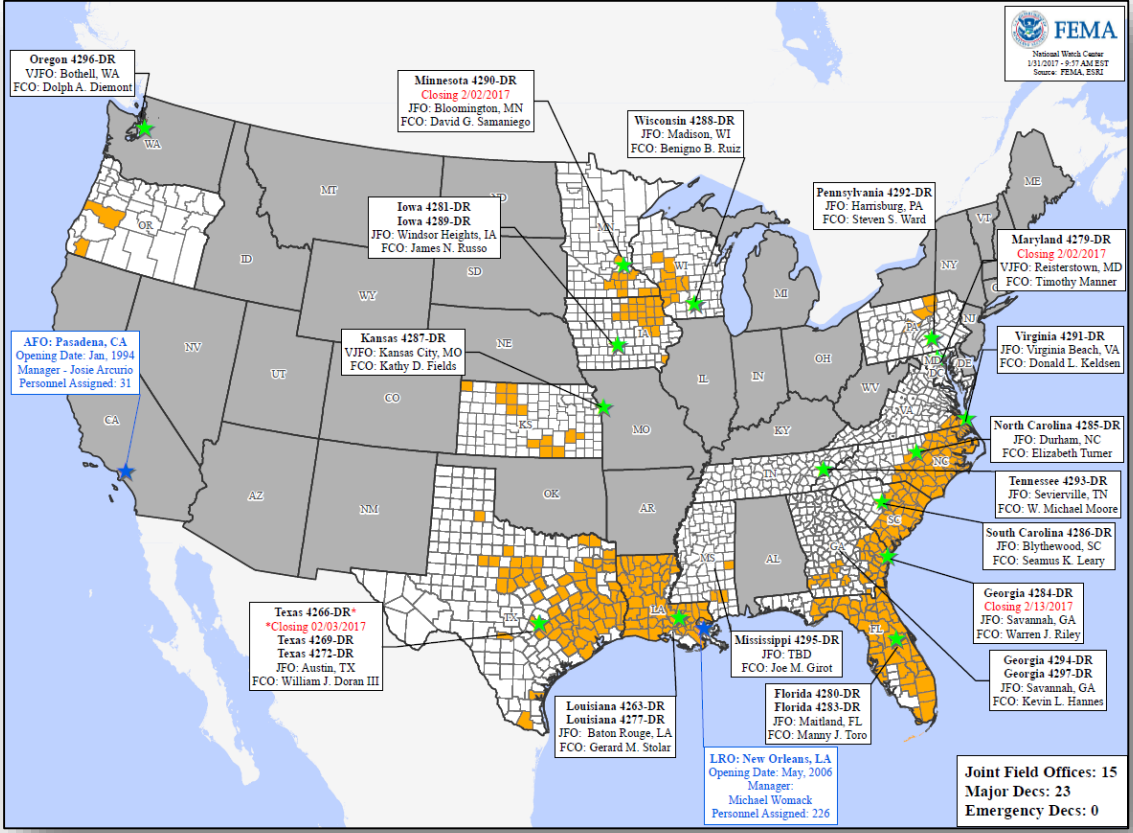


# Disaster Requests & Declarations



Declaration Requests in Process		Requests APPROVED (since last report)	Requests DENIED (since last report)
<b>3</b>	<b>Date Requested</b>	<b>0</b>	<b>0</b>
AK Kivalina Village – DR Severe Storms and Flooding	January 15, 2017		
SD – DR Severe Winter Storm	January 23, 2017		
SD Lake Traverse Reservation, Sisseton-Wahpeton Oyate Tribe – DR Severe Winter Storm	January 25, 2017		

# Open Field Offices



# Readiness – Deployable Teams and Assets



FEMA

Resource	Force Strength	Available		Deployed	Other	Cadres with less than 25% availability
Total Workforce	10,096	5,129	50%	3,712	1,255	None

Resource	Status	Total	FMC Available		Partially Available	Not Available	Detailed, Deployed, Activated	Comments	Rating Criteria																				
National IMAT		3	1	33%	0	0	2	East-2 to LA (DR-4277) West to GA (DR-4294, DR-4297)	Green: >3 Teams Available Yellow: 1 - 2 Teams Available Red: 0 Teams Available <i>N-IMAT red if 50% of Section Chiefs or Team Leader unavailable for deployment</i>																				
Regional IMAT		13	8	62%	0	1	4	Region III Reconstituting (through Feb 6) <b>Deployed:</b> Region IV-2 to MS (DR-4295) Region V to MN (DR-4290) Region VI-1 to TN (DR-4293) (demobilizing Feb 8) Region X to WA (DR-4296-OR)	Green > 6 Teams Available Yellow: 4 - 6 Teams Available Red: 0 - 4 Teams Available  <i>R-IMAT also red if TL or Ops / Log Chief is unavailable &amp; has no qualified replacement</i>																				
FCO		37	5	14%	0	5	27		OCD Readiness <table border="1"> <thead> <tr> <th>FCO</th> <th>Green</th> <th>Yellow</th> <th>Red</th> </tr> </thead> <tbody> <tr> <td>Type 1</td> <td>3+</td> <td>2</td> <td>1</td> </tr> <tr> <td>Type 2</td> <td>4+</td> <td>3</td> <td>2</td> </tr> <tr> <td>Type 3</td> <td>4+</td> <td>3</td> <td>2</td> </tr> <tr> <td>FDRC</td> <td>3</td> <td>2</td> <td>1</td> </tr> </tbody> </table>	FCO	Green	Yellow	Red	Type 1	3+	2	1	Type 2	4+	3	2	Type 3	4+	3	2	FDRC	3	2	1
FCO	Green	Yellow	Red																										
Type 1	3+	2	1																										
Type 2	4+	3	2																										
Type 3	4+	3	2																										
FDRC	3	2	1																										
FDRC		11	3	27%	0	2	6																						
US&R		28	28	100%	0	0	0	Green: >66% Available Yellow: 33% - 66% Available Red: <33% Available																					
MERS		36	27	75%	0	6	3	<b>Assets are supporting:</b> MS (DR-4295) GA (DR-4294, DR-4297)	Green: >66% Available Yellow: 33% - 66% Available Red: <33% Available																				

# Readiness – National and Regional Teams



FEMA

Resource	Status	Total	FMC Available		Partially Available	Not Available	Status	Comments	Rating Criteria
NWC		5	5	100%	0	0	Not Activated		<ul style="list-style-type: none"> <li>• Green = FMC</li> <li>• Yellow = PMC</li> <li>• Red = NMC</li> </ul>
NRCC		2	2	100%	0	0	Not Activated		
HLT		1	1	100%	0	0	Not Activated		
RRCCs		10	10	100%	0	0	Not Activated		
RWCs/MOCs		10	10	100%	0	0	Not Activated		



# FEMA

**FEMA's mission is to support our citizens and first responders to ensure that as a nation we work together to build, sustain, and improve our capability to prepare for, protect against, respond to, recover from, and mitigate all hazards.**