



FEMA

Daily Operations Briefing

Saturday, January 28, 2017

8:30 a.m. EST

Significant Activity – Jan 27-28



Significant Events: None

Significant Weather:

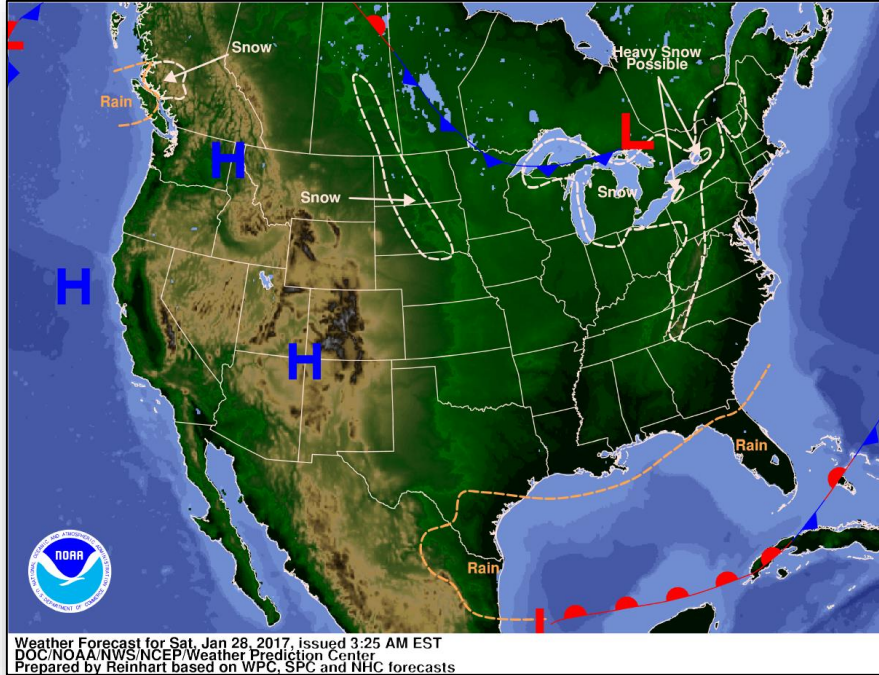
- Heavy snow possible – Lower Great Lakes
- Snow – Northern Plains, Great Lakes to Southern Appalachians and Northeast
- Rain – southern Texas and Florida
- Space Weather – past 24 hours – none; next 24 hours – none

Tropical Activity Western Pacific: No activity affecting U.S. interests

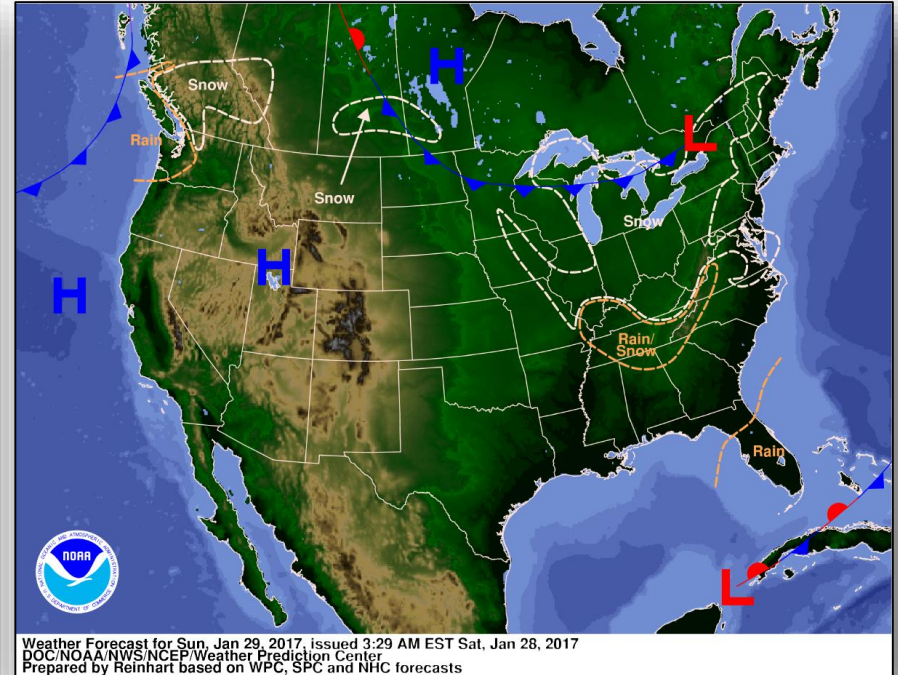
Earthquake Activity: No significant activity

Declaration Activity: None

National Weather Forecast



Today

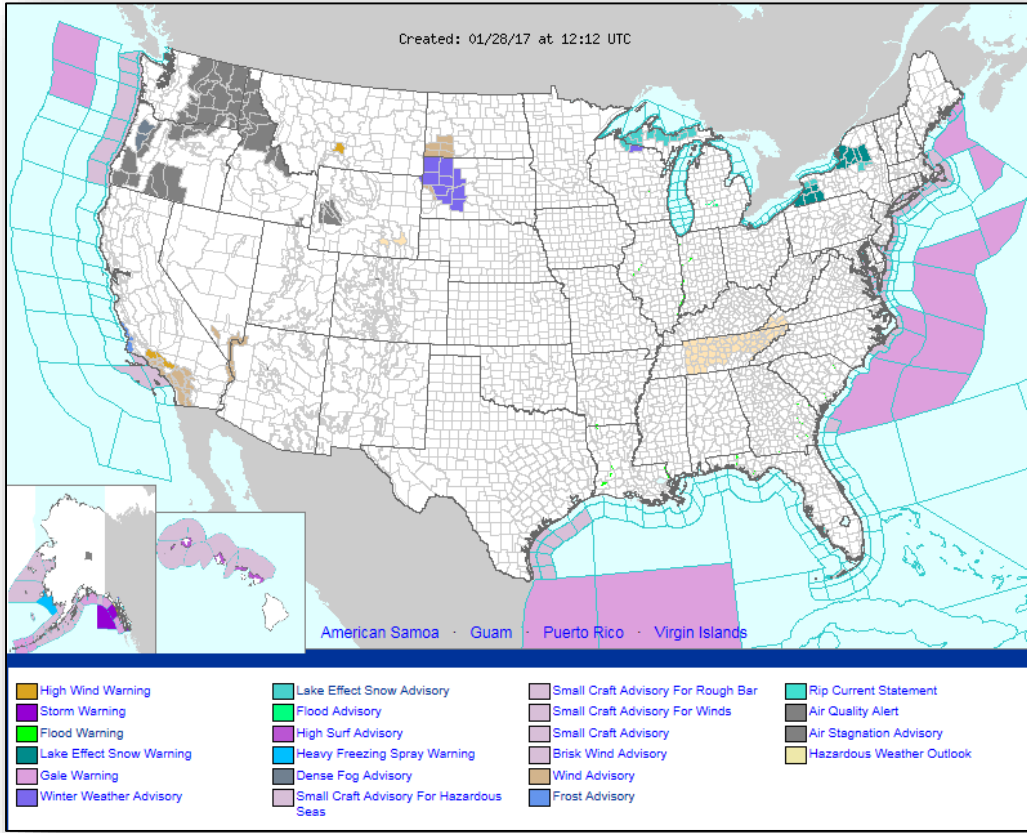


Tomorrow

Active Watches and Warnings



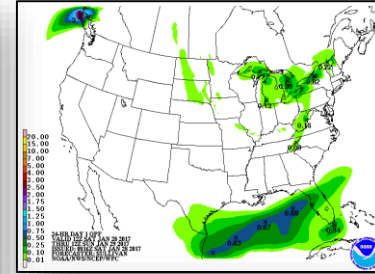
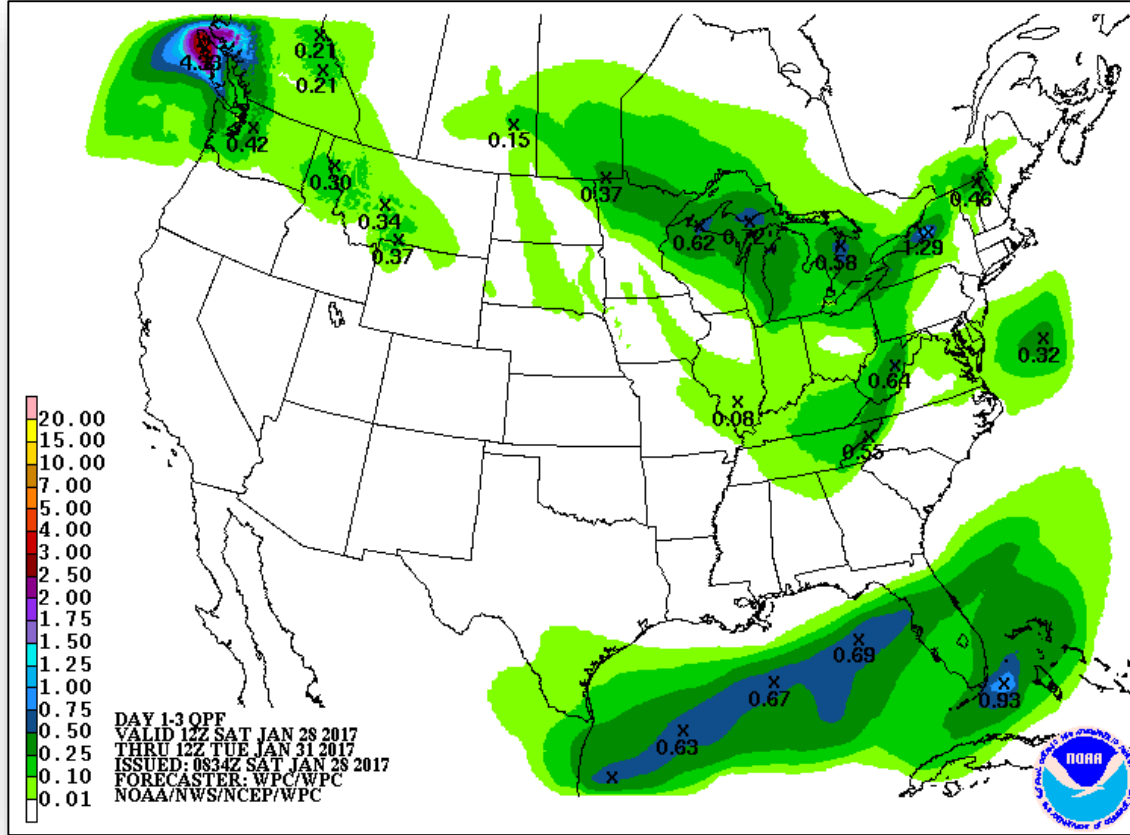
FEMA



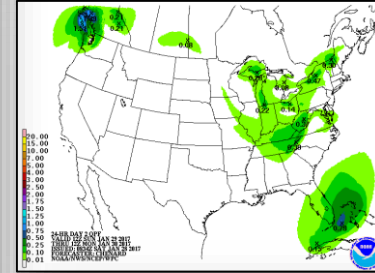
Precipitation Forecast – Days 1-3



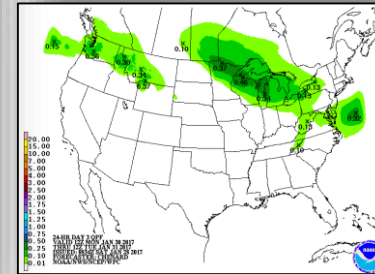
FEMA



Day 1



Day 2

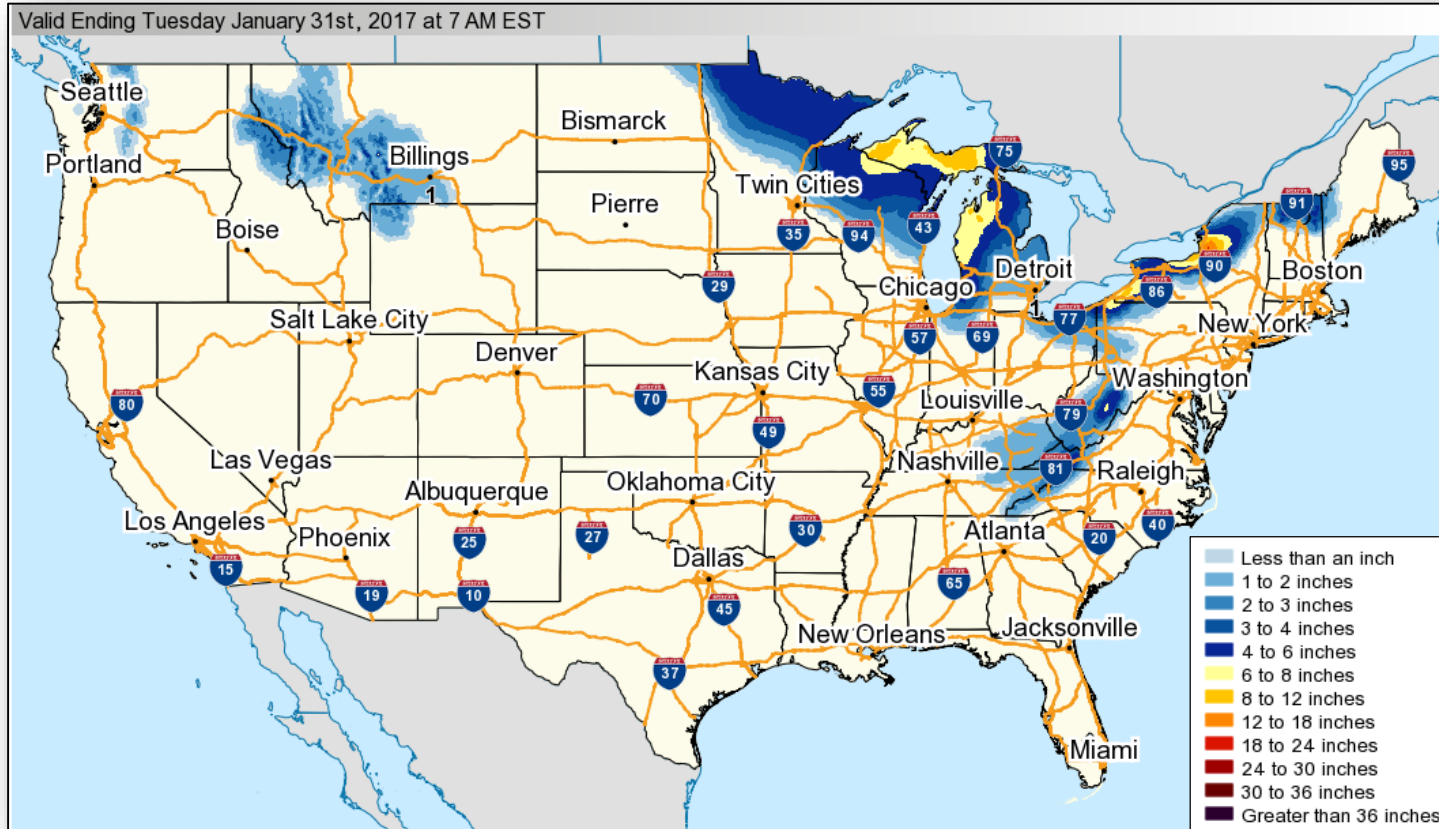


Day 3

Forecast Snowfall – Days 1-3



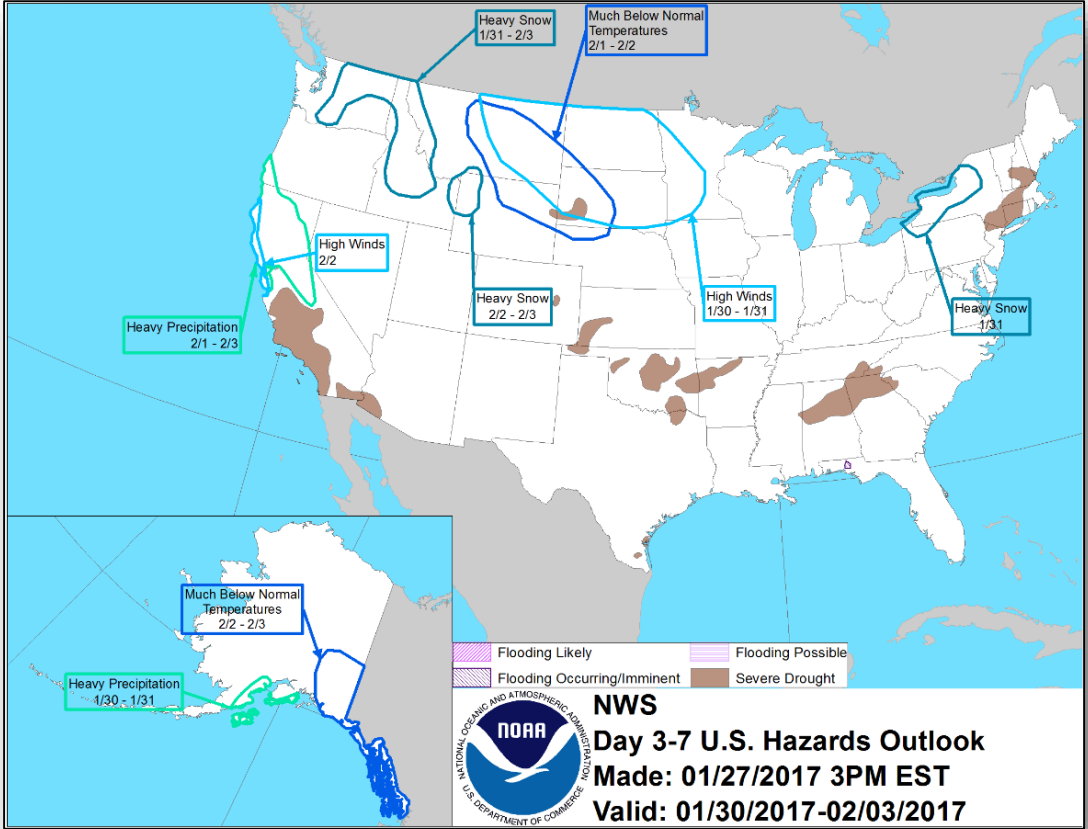
FEMA



Hazards Outlook – Jan 30 - Feb 3



FEMA



Joint Preliminary Damage Assessments



FEMA

| Region | State / Location | Event | IA/PA | Number of Counties | | Start – End |
|--------|------------------|-------------------------------------|-------|------------------------|-----------|-------------|
| | | | | Requested | Completed | |
| VI | OK | Winter Storm January 11-16, 2017 | PA | 16 | 16 | 1/24-1/26 |
| VII | KS | Winter Storm January 13-16, 2017 | PA | 25 (+2) | 2 | 1/25-TBD |
| IX | NV* | Winter Storms January 3-12, 2017 | PA | 5 counties 3 tribes | 0 | 1/30-TBD |
| | CA** | Winter Storm January 3-4, 2017 | PA | 1 tribe | 1 tribe | 1/24-1/26 |
| | CA*** | Winter Storm January 3-12, 2017 | PA | 31 counties 1 tribe | 0 | 1/26-TBD |

*Washoe, Reno-Sparks, and Pyramid Lake Paiute Tribes

**Hoopa Tribe

***Navajo Nation

Disaster Requests & Declarations

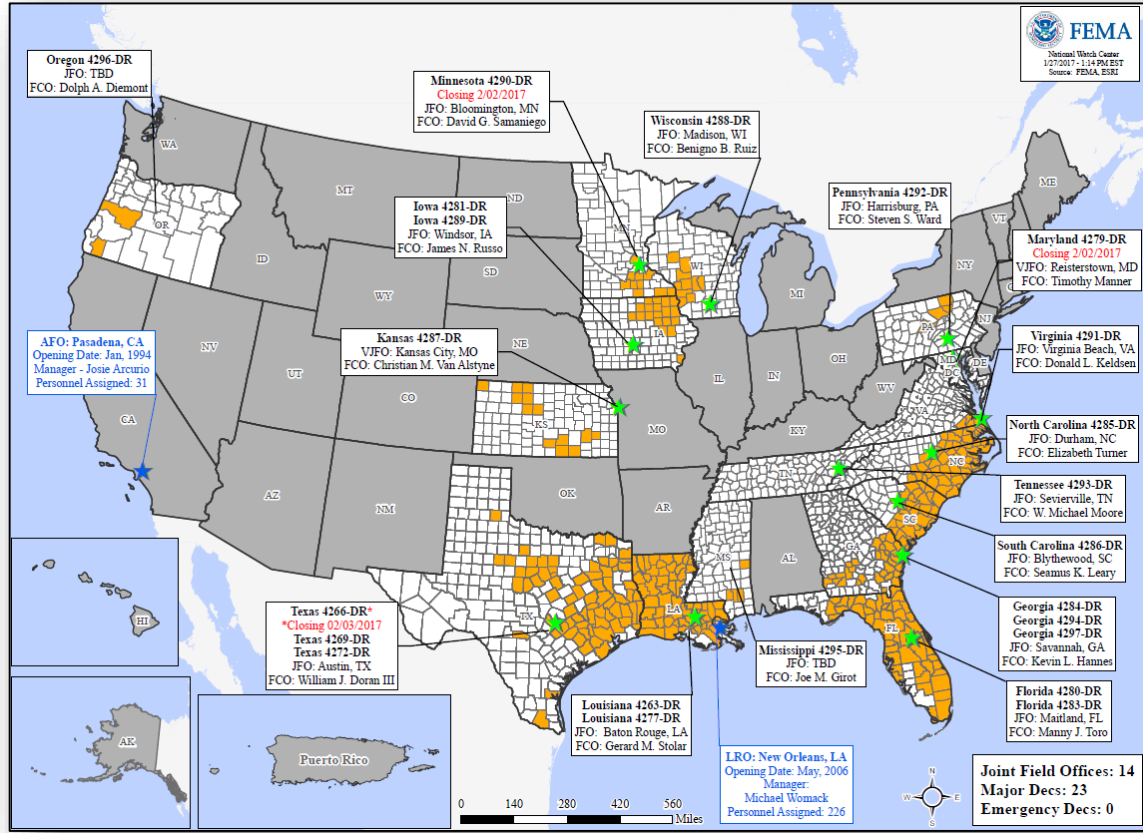


| Declaration Requests in Process | | Requests APPROVED (since last report) | Requests DENIED (since last report) |
|---|------------------|--|--|
| 3 | Date Requested | 0 | 0 |
| AK Kivalina Village – DR Severe Storms and Flooding | January 15, 2017 | | |
| SD – DR Severe Winter Storm | January 23, 2017 | | |
| SD Lake Traverse Reservation, Sisseton-Wahpeton Oyate Tribe – DR Severe Winter Storm | January 26, 2017 | | |

Open Field Offices



FEMA



Readiness – Deployable Teams and Assets



| Resource | Status | Total | FMC Available | | Partially Available | Not Available | Detailed, Deployed, Activated | Comments | Rating Criteria | | | | | | | | | | | | | | | | | | | | |
|----------------------|--------|--------|---------------|------|---------------------|---------------|-------------------------------|---|---|-----|-------|--------|-----|--------|----|---|---|--------|----|---|---|--------|----|---|---|------|---|---|---|
| | | | | | | | | | | | | | | | | | | | | | | | | | | | | | |
| National IMAT | | 3 | 1 | 33% | 0 | 0 | 2 | East-2 to LA (DR-4277) West to Region IV (GA) | Green: >3 Teams Available Yellow: 1 - 2 Teams Available Red: 0 Teams Available <i>N-IMAT red if 50% of Section Chiefs or Team Leader unavailable for deployment</i> | | | | | | | | | | | | | | | | | | | | |
| Regional IMAT | | 13 | 9 | 69% | 0 | 1 | 3 | Region III Reconstituting Deployed: Region IV-2 to MS (DR-4295) Region V to MN (DR-4290) Region VI-1 to TN (DR-4293) | Green > 6 Teams Available Yellow: 4 - 6 Teams Available Red: 0 - 4 Teams Available <i>R-IMAT also red if TL or Ops / Log Chief is unavailable & has no qualified replacement</i> | | | | | | | | | | | | | | | | | | | | |
| FCO | | 37 | 5 | 14% | 0 | 5 | 27 | | OCD Readiness <table border="1"> <thead> <tr> <th>FCO</th> <th>Green</th> <th>Yellow</th> <th>Red</th> </tr> </thead> <tbody> <tr> <td>Type 1</td> <td>3+</td> <td>2</td> <td>1</td> </tr> <tr> <td>Type 2</td> <td>4+</td> <td>3</td> <td>2</td> </tr> <tr> <td>Type 3</td> <td>4+</td> <td>3</td> <td>2</td> </tr> <tr> <td>FDRC</td> <td>3</td> <td>2</td> <td>1</td> </tr> </tbody> </table> | FCO | Green | Yellow | Red | Type 1 | 3+ | 2 | 1 | Type 2 | 4+ | 3 | 2 | Type 3 | 4+ | 3 | 2 | FDRC | 3 | 2 | 1 |
| FCO | Green | Yellow | Red | | | | | | | | | | | | | | | | | | | | | | | | | | |
| Type 1 | 3+ | 2 | 1 | | | | | | | | | | | | | | | | | | | | | | | | | | |
| Type 2 | 4+ | 3 | 2 | | | | | | | | | | | | | | | | | | | | | | | | | | |
| Type 3 | 4+ | 3 | 2 | | | | | | | | | | | | | | | | | | | | | | | | | | |
| FDRC | 3 | 2 | 1 | | | | | | | | | | | | | | | | | | | | | | | | | | |
| FDRC | | 11 | 3 | 27% | 0 | 2 | 6 | | | | | | | | | | | | | | | | | | | | | | |
| US&R | | 28 | 28 | 100% | 0 | 0 | 0 | | Green: >66% Available Yellow: 33% - 66% Available Red: <33% Available | | | | | | | | | | | | | | | | | | | | |
| MERS | | 36 | 27 | 74% | 0 | 6 | 3 | Thomasville MERS supporting Region IV in MS | Green: >66% Available Yellow: 33% - 66% Available Red: <33% Available | | | | | | | | | | | | | | | | | | | | |

Readiness – National and Regional Teams



FEMA

| Resource | Status | Total | FMC Available | | Partially Available | Not Available | Status | Comments | Rating Criteria |
|-----------|--------|-------|---------------|------|---------------------|---------------|---------------|----------|--|
| NWC | | 5 | 5 | 100% | 0 | 0 | Not Activated | | <ul style="list-style-type: none"> • Green = FMC • Yellow = PMC • Red = NMC |
| NRCC | | 2 | 2 | 100% | 0 | 0 | Not Activated | | |
| HLT | | 1 | 1 | 100% | 0 | 0 | Not Activated | | |
| RRCCs | | 10 | 10 | 100% | 0 | 0 | Not Activated | | |
| RWCs/MOCs | | 10 | 10 | 100% | 0 | 0 | Not Activated | | |



FEMA

FEMA's mission is to support our citizens and first responders to ensure that as a nation we work together to build, sustain, and improve our capability to prepare for, protect against, respond to, recover from, and mitigate all hazards.