



# FEMA

## Daily Operations Briefing

Tuesday, January 3, 2017

8:30 a.m. EST

# Significant Activity – Dec 30-Jan 3



**Significant Events:** None

**Significant Weather:**

- Freezing Rain – Great Lakes, Central Appalachians, northern Mid-Atlantic, and Northeast
- Heavy Snow – CA, OR, NV, CO, Great lakes, and Northeast
- Snow – CA to the Central Plains, Upper Mississippi Valleys, Great Lakes, and Northeast
- Rain and Thunderstorms – Southeast, Mid-Atlantic, and Northeast
- Rain and Snow – Portions of CA, Great Lakes
- Space Weather – Past 24 hours – None; Next 24 hours – Minor G1 likely

**Tropical Activity Western Pacific:** No activity affecting U.S. interests

**Earthquake Activity:** No significant activity

**Declaration Activity:** None

# Severe Weather - Southeast



### Situation:

- Severe weather with straight-line winds and tornadoes occurred Monday through early Tuesday across east TX and the central Gulf Coast States
- Preliminary reports of 13 tornadoes (MS – 3; AL – 3; and GA – 7)

### Impacts:

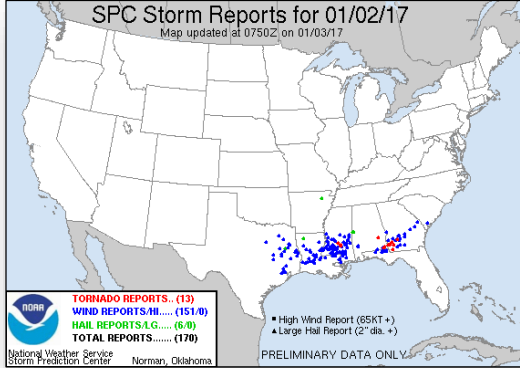
- 4 unconfirmed fatalities in Rehobeth, AL (*FEMA Region IV, Local Media*)
- Widespread reports of downed trees and power lines
- Numerous homes, businesses, and property damaged across TX, LA, MS and GA – further assessments will continue after sunrise
- Several road closures in MS due to flooding and debris
- Minimal power outages remain (peak outages 120k) (*FEMA Region IV, DOE Eagle-I as of 3:00 a.m.*)

### State/Local Response:

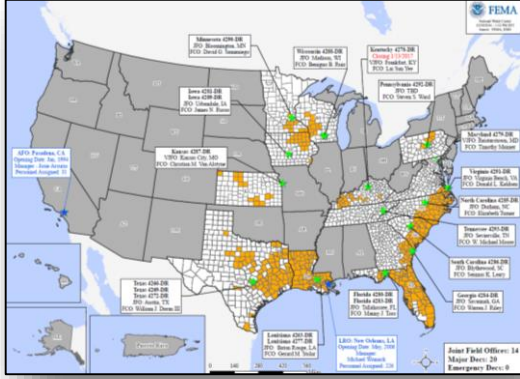
- LA EOC – Monitoring
- AL EOC – Normal Operations
- MS EOC – Normal Operations

### FEMA Response:

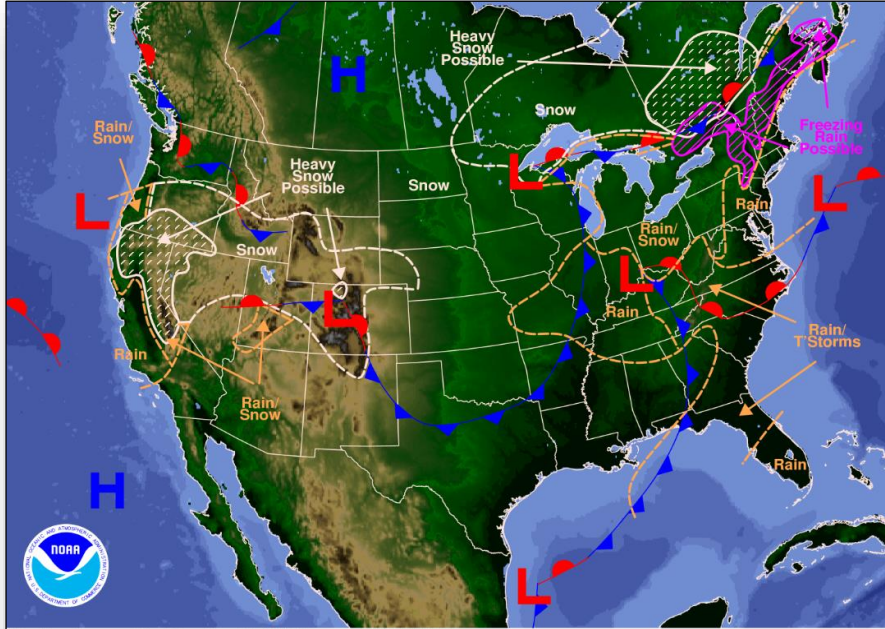
- FEMA Regions IV and VI remain at Watch/Steady State
- No requests for FEMA assistance



\*Note: Customer outage data is provided by the Department of Energy's EAGLE-I system. Comprehensive National coverage of all electrical service providers is not available.

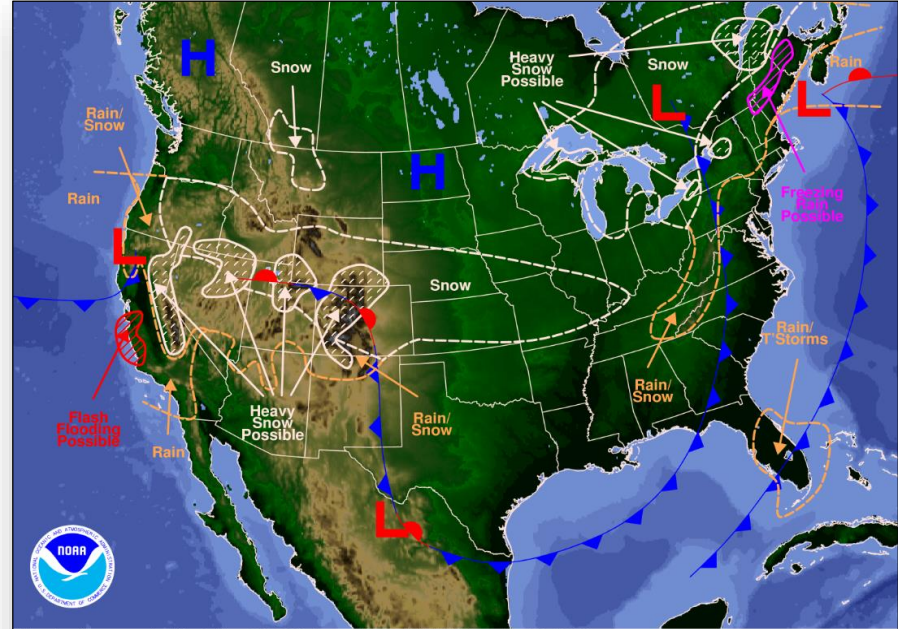


# National Weather Forecast



Weather Forecast for Tue, Jan 03, 2017, issued 4:56 AM EST  
DOC/NOAA/NWS/NCEP/Weather Prediction Center  
Prepared by McCreynolds based on WPC, SPC and NHC forecasts

*Today*

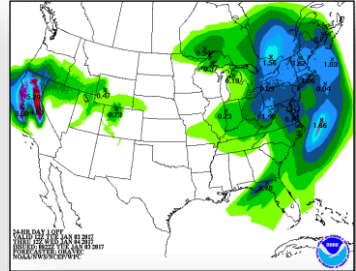
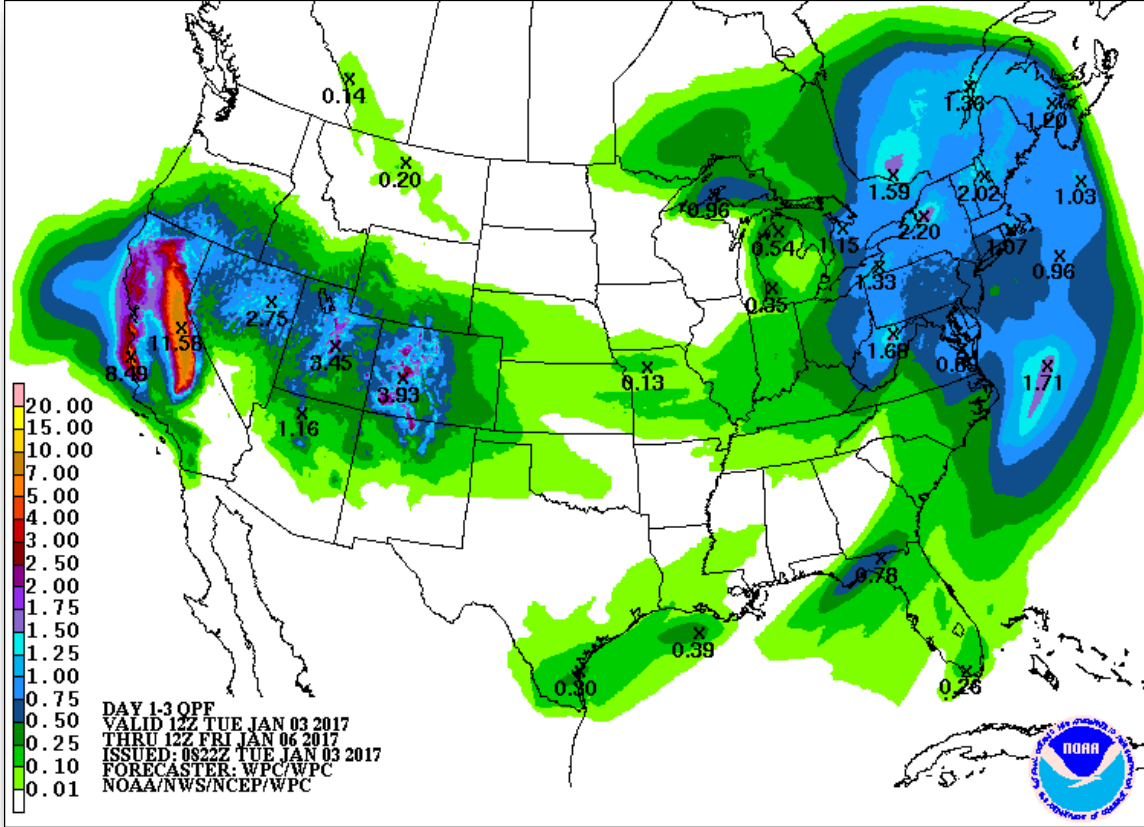


Weather Forecast for Wed, Jan 04, 2017, issued 5:10 AM EST Tue, Jan 03, 2017  
DOC/NOAA/NWS/NCEP/Weather Prediction Center  
Prepared by McCreynolds based on WPC, SPC and NHC forecasts

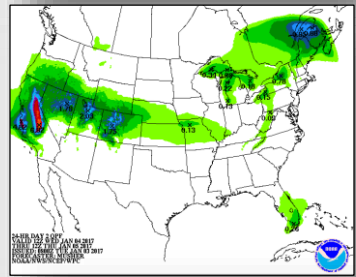
*Tomorrow*



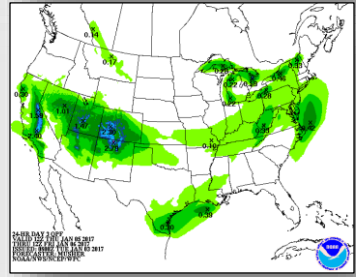
# Precipitation Forecast – Days 1-3



Day 1



Day 2

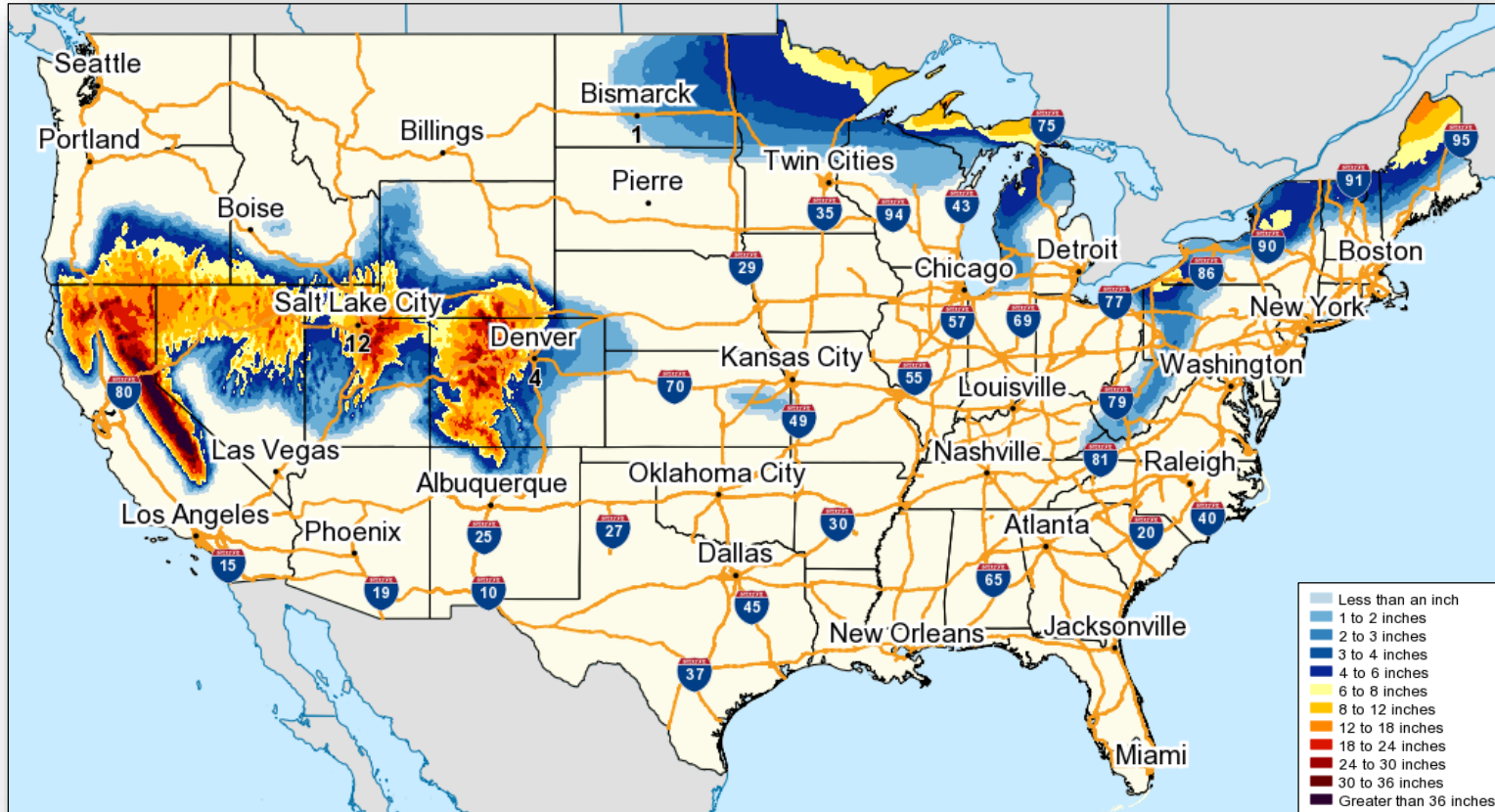


Day 3

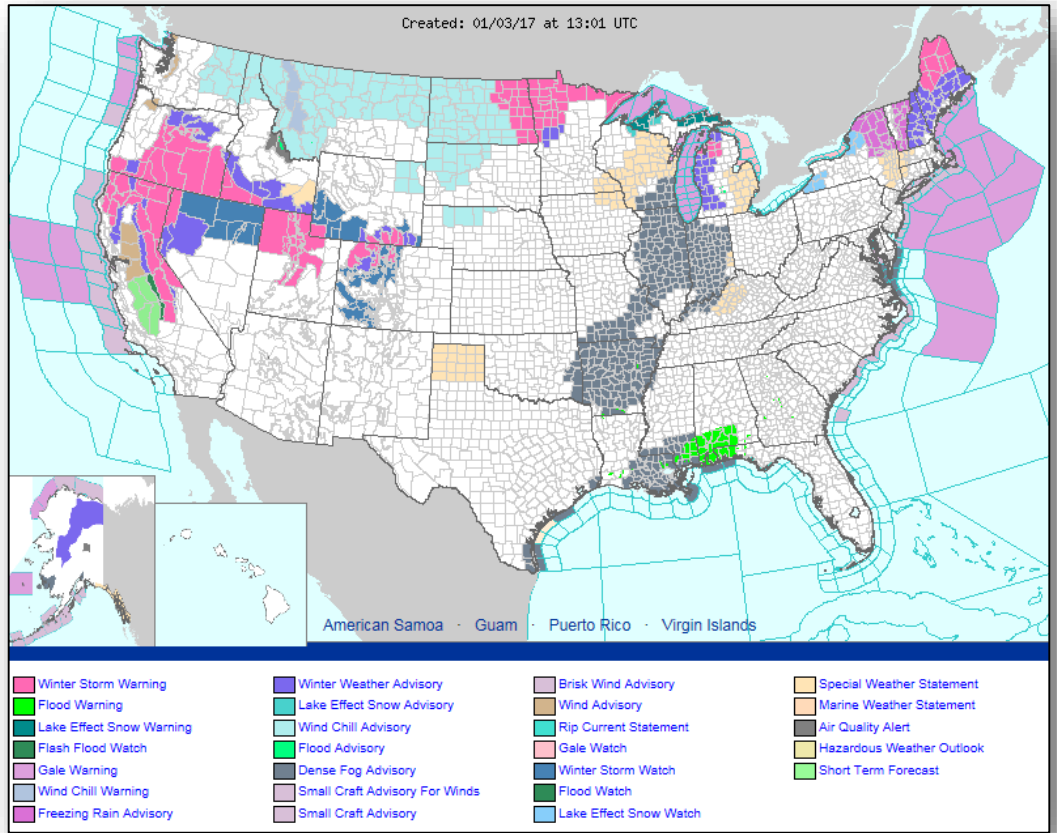
# Forecast Snowfall – Days 1-3



FEMA



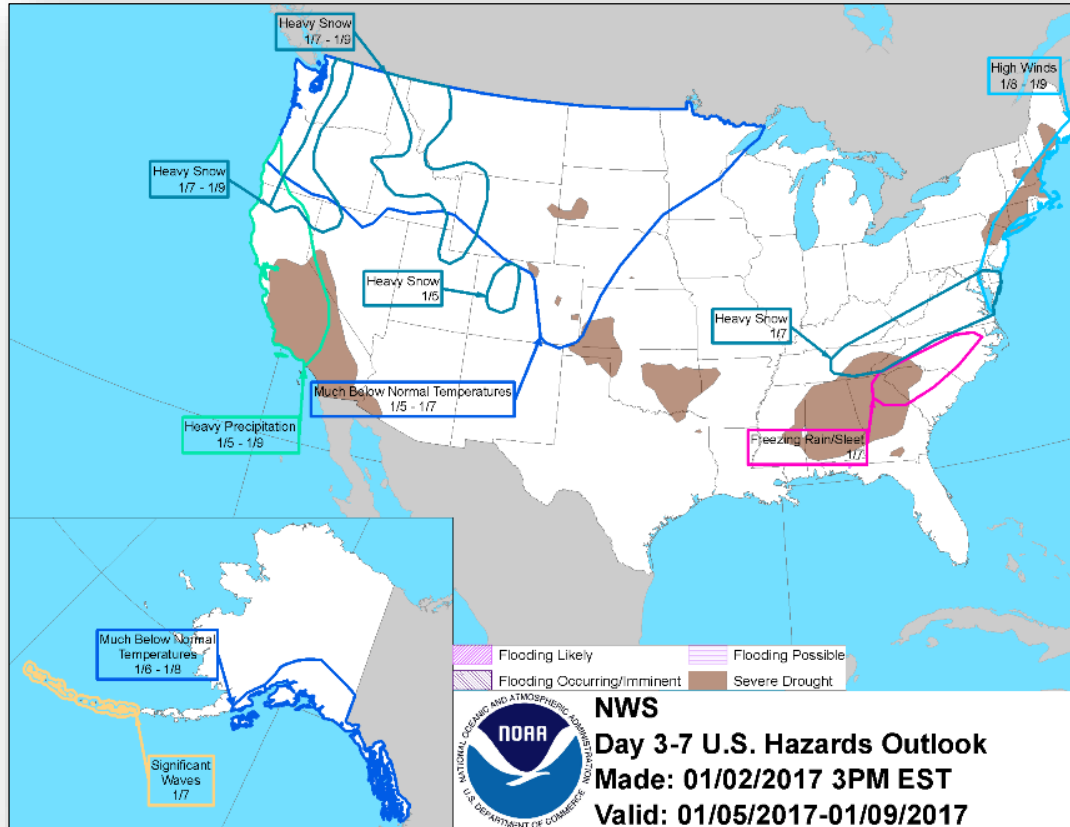
# Active Watches and Warnings



# Hazards Outlook – Jan 5-9



FEMA





# Joint Preliminary Damage Assessments



FEMA

Region	State / Location	Event	IA/PA	Number of Counties		Start – End
				Requested	Completed	
X	AK*	Flooding, Persistent Erosion, & Permafrost Degradation January 1, 2006 and continuing	IA	1	0	12/29 -TBD
			PA	1	0	12/29-TBD

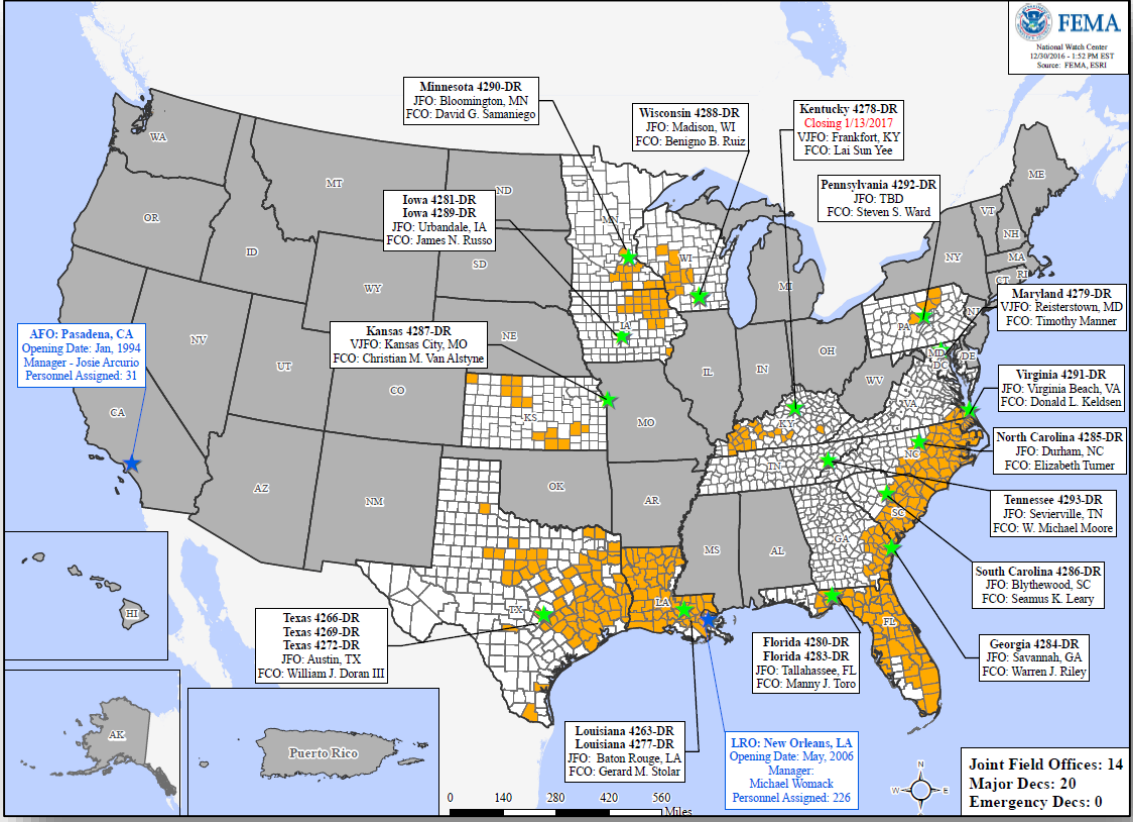
*\*PDA's are for the Newtok Village and include the relocation of the Yupik Tribe (Pop 350). Due to weather and access, the PDA's are assessed remotely from the RX FRC in coordination with the Newtok Village*

# Disaster Requests & Declarations



Declaration Requests in Process		Requests APPROVED (since last report)	Requests DENIED (since last report)
2	Date Requested	0	0
KS – EM (Appeal) Fire and Explosion	December 20, 2016		
Newtok Village (Yupik Tribe, Bethel Borough, AK) – DR flooding, persistent erosion, and permafrost degradation	December 24, 2016		

# Open Field Offices



# Readiness – Deployable Teams and Assets



Resource	Status	Total	FMC Available		Partially Available	Not Available	Detailed, Deployed, Activated	Comments	Rating Criteria																				
National IMAT	Yellow	3	2	66%	0	0	1	West: Primary (B2) through Feb 1 East 2 to LA (DR-4277)	Green: >3 Teams Available Yellow: 1 - 2 Teams Available Red: 0 Teams Available  <i>N-IMAT red if 50% of Section Chiefs or Team Leader unavailable for deployment</i>																				
Regional IMAT	Green	13	7	54%	0	1	5	Region IV-2: Reconstituting – FMC Jan 6 <b>Deployed:</b> Region III to VA (DR-4291) Region IV-1 to NC (DR-4285) Region V to MN (DR-4290) Region VI-1 to TN (DR-4293) Region VII to IA (DR-4281)	Green > 6 Teams Available Yellow: 4 - 6 Teams Available Red: 0 - 4 Teams Available  <i>R-IMAT also red if TL or Ops / Log Chief is unavailable &amp; has no qualified replacement</i>																				
FCO	Red	35	4	12%	0	7	24		OCD Readiness <table border="1"> <tr> <td>FCO</td> <td>Green</td> <td>Yellow</td> <td>Red</td> </tr> <tr> <td>Type 1</td> <td>3+</td> <td>2</td> <td>1</td> </tr> <tr> <td>Type 2</td> <td>4+</td> <td>3</td> <td>2</td> </tr> <tr> <td>Type 3</td> <td>4+</td> <td>3</td> <td>2</td> </tr> <tr> <td>FDRC</td> <td>3</td> <td>2</td> <td>1</td> </tr> </table>	FCO	Green	Yellow	Red	Type 1	3+	2	1	Type 2	4+	3	2	Type 3	4+	3	2	FDRC	3	2	1
FCO	Green	Yellow	Red																										
Type 1	3+	2	1																										
Type 2	4+	3	2																										
Type 3	4+	3	2																										
FDRC	3	2	1																										
FDRC	Green	11	4	36%	0	2	5																						
US&R	Green	28	28	100%	0	0	0		Green: >66% Available Yellow: 33% - 66% Available Red: <33% Available																				
MERS	Green	18	17	94%	0	0	1		Green: >66% Available Yellow: 33% - 66% Available Red: <33% Available																				

# MERS Availability Summary



FEMA

Legend	> 66%	< 66% & > 33%	< 33%	
	Personnel Availability	Equipment Availability	% Deployed	
Bothell MERS	94%	100%	0%	
Denton MERS	91%	69%	0%	
Denver MERS	98%	87%	0%	
Frederick MERS	87%	100%	0%	
Maynard MERS	78%	100%	0%	
Thomasville MERS	86%	92%	8%	
<i>Disaster Emergency Communications Division</i>				
Overall MERS Availability	81%	91%	9%	

# Readiness – National and Regional Teams



FEMA

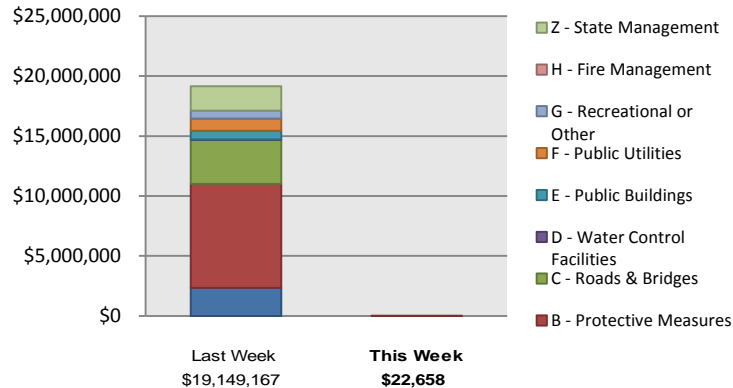
Resource	Status	Total	FMC Available		Partially Available	Not Available	Status	Comments	Rating Criteria
NWC		5	5	100%	0	0	Watch / Steady State		<ul style="list-style-type: none"> <li>• Green = FMC</li> <li>• Yellow = PMC</li> <li>• Red = NMC</li> </ul>
NRCC		2	2	100%	0	0	Not Activated	Gold Team through Feb 1	
HLT		1	1	100%	0	0	Not Activated		
RRCCs		10	10	100%	0	0	Not Activated		
RWCs/MOCs		10	10	100%	0	0	Not Activated		

# Public Assistance Grant Program



PA Project Worksheets Obligated in past week, as of 01/02/17 at 1500 EDT										
PA Category	Emergency Work		Permanent Work					H - Fire Management	Z - State Management	Total
	A - Debris Removal	B - Protective Measures	C - Roads & Bridges	D - Water Control Facilities	E - Public Buildings	F - Public Utilities	G - Recreational or Other			
Number Of PWs Obligated	0	6	0	0	0	0	0	0	0	6
Federal Share Obligated	\$0	\$22,658	\$0	\$0	\$0	\$0	\$0	\$0	\$0	\$22,658

## Public Assistance Obligated per Category In the Past 2 Weeks – 12/20/2016 through 1/2/2017



## PA Highlights

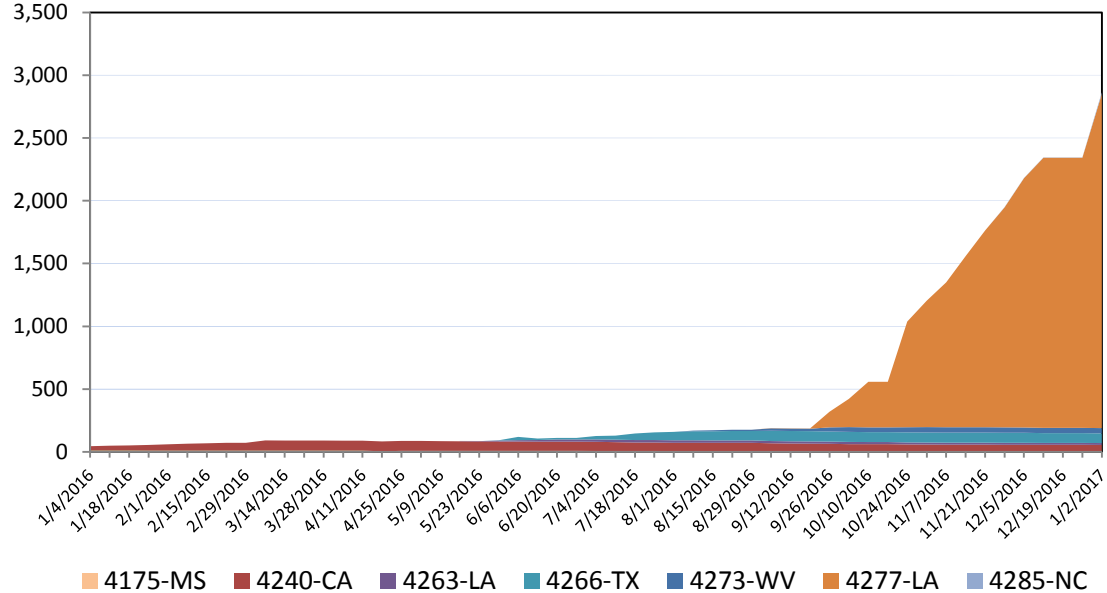
- None

# Direct Housing

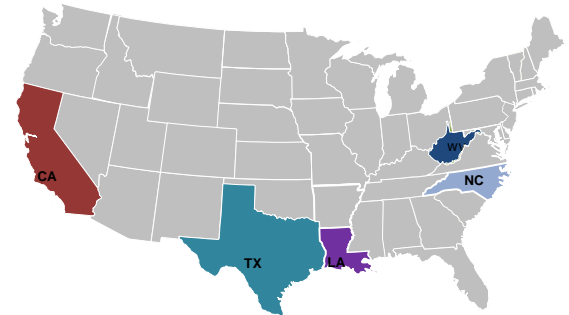


## Total Households in FEMA Direct Housing per State

Past Year per Week, 1/4/2016 – 1/2/2017, There are currently **2,864** Households Occupying **2,864** Temporary Units



DR	IA Declaration Date	Program End Date	Current # of Households in Direct Housing (Weekly Change)
4240-CA	9/22/2015	<b>3/22/2017</b>	<b>55 (-1)</b>
4263-LA	3/13/2016	<b>9/13/2017</b>	<b>15 ()</b>
4266-TX	3/19/2016	<b>9/19/2017</b>	<b>77 (-1)</b>
4273-WV	6/25/2016	<b>12/26/2017</b>	<b>42 ()</b>
4277-LA	8/14/2016	<b>2/14/2018</b>	<b>2662 (+510)</b>
4285-NC	10/10/2016	<b>4/10/2018</b>	<b>13(+11)</b>



**States with Currently Occupied Units**

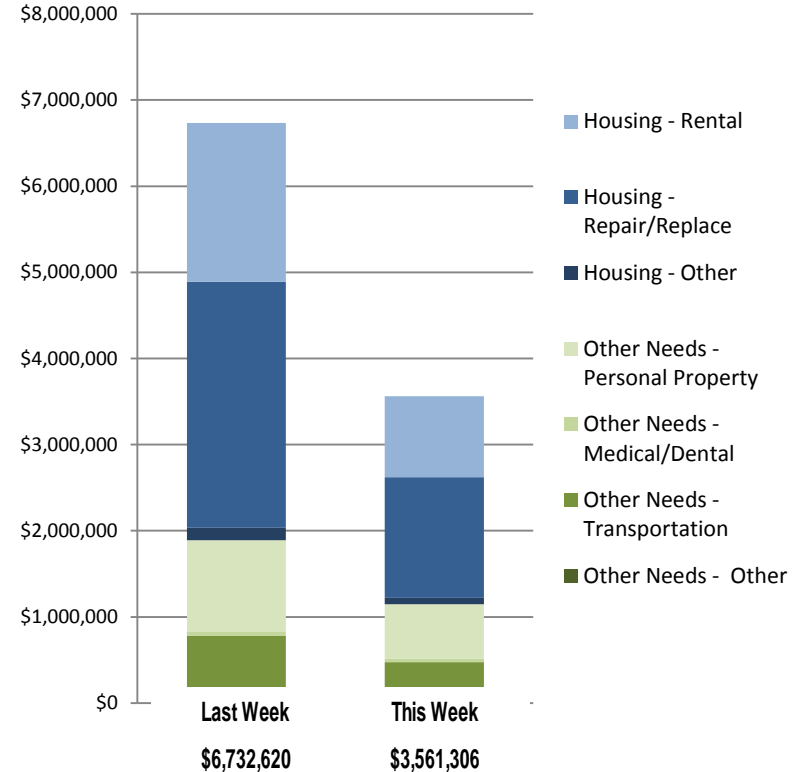


# Individual Assistance Activity



Individuals and Households Program Activity As Of: 1/2/17					
	In Past 7 Days			Cumulative	
	Applicants Approved	Amount Approved	Applicants Approved	Amount Approved	
Open Registration Period	4285-NC Declared 10-10-2016 End Of Reg Period 01-09-2017				
	Housing Assistance	188	\$409,263.03	18,241	\$60,033,568.00
	Other Needs Assistance	83	\$276,431.05	17,421	\$26,408,852.14
	<b>Total IHP</b>	<b>\$685,694.08</b>		<b>\$86,442,420.14</b>	
	<b>Average IHP</b>			<b>\$3,110</b>	
	<b>Total Max Grants</b>			<b>134</b>	
	4290-MN Declared 11-02-2016 End Of Reg Period 01-30-2017				
	Housing Assistance	51	\$137,866.11	437	\$1,633,892.47
	Other Needs Assistance	19	\$15,440.54	145	\$122,988.73
	<b>Total IHP</b>	<b>\$153,306.65</b>		<b>\$1,756,881.20</b>	
	<b>Average IHP</b>			<b>\$3,754</b>	
	<b>Total Max Grants</b>			<b>0</b>	
	4291-VA Declared 11-02-2016 End Of Reg Period 01-03-2017				
	Housing Assistance	47	\$151,322.27	1,945	\$7,284,415.20
	Other Needs Assistance	36	\$74,875.72	799	\$1,562,968.50
<b>Total IHP</b>	<b>\$226,197.99</b>		<b>\$8,847,383.70</b>		
<b>Average IHP</b>			<b>\$4,160</b>		
<b>Total Max Grants</b>			<b>5</b>		
4293-TN Declared 12-15-2016 End Of Reg Period 02-13-2017					
Housing Assistance	52	\$195,919.68	236	\$1,083,369.71	
Other Needs Assistance	38	\$200,967.94	118	\$665,844.60	
<b>Total IHP</b>	<b>\$396,887.62</b>		<b>\$1,749,214.31</b>		
<b>Average IHP</b>			<b>\$7,198</b>		
<b>Total Max Grants</b>			<b>24</b>		
Other IHP Active	11 Declarations IHP Programmatically Open - Closed Registration *				
	Housing Assistance	469	\$1,521,810.60		
	Other Needs Assistance	196	\$577,408.83		
	<b>Total IHP</b>	<b>\$2,099,219.43</b>			
	<b>Total IHP Approved in Past Week</b>	<b>\$3,561,305.77</b>			

IHP Approved per Category in the Past 2 Weeks – 12/19/2016 through 1/2/2017





# FEMA

**FEMA's mission is to support our citizens and first responders to ensure that as a nation we work together to build, sustain, and improve our capability to prepare for, protect against, respond to, recover from, and mitigate all hazards.**