



FEMA

Daily Operations Briefing

Tuesday, December 27, 2016

8:30 a.m. EST

Significant Activity – Dec 24-27



Significant Events: Volcanic Activity – Bogoslof Volcano

Significant Weather:

- Heavy Snow – Pacific Northwest, Northern Intermountain, Northern Rockies
- Snow – Northern to Central Rockies, Great Lakes
- Rain and Snow – Pacific Northwest, Great Lakes and Northeast
- Rain and Thunderstorms –Southern Plains through the Tennessee/Ohio Valleys into the Southeast, Appalachians and Mid-Atlantic to Northeast
- Space Weather – Minor (G1 level) storms observed past 24 hours; no storms predicted for the next 24 hours

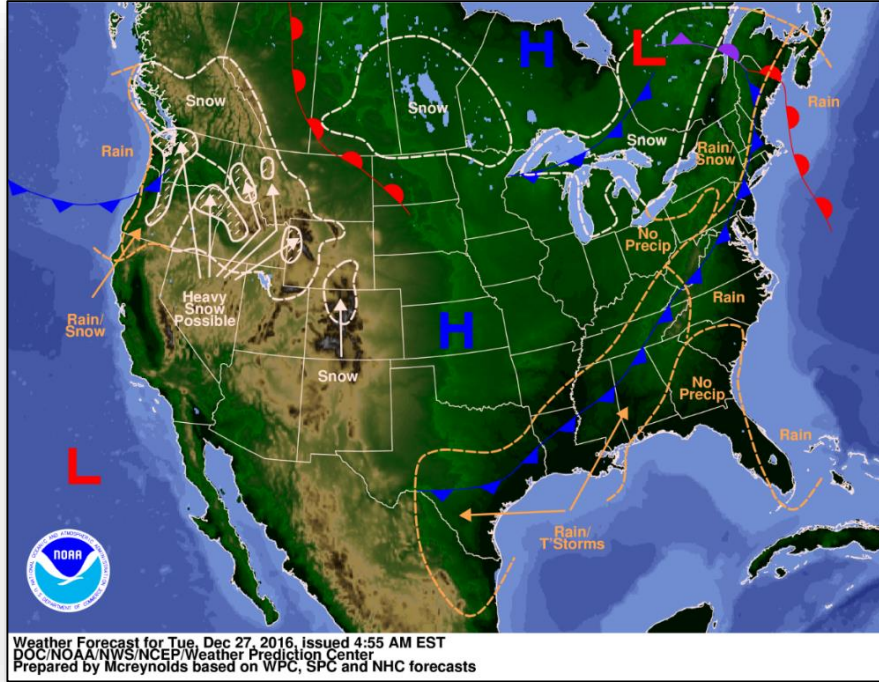
Tropical Activity Western Pacific: No activity affecting U.S. interests

Earthquake Activity: No significant activity

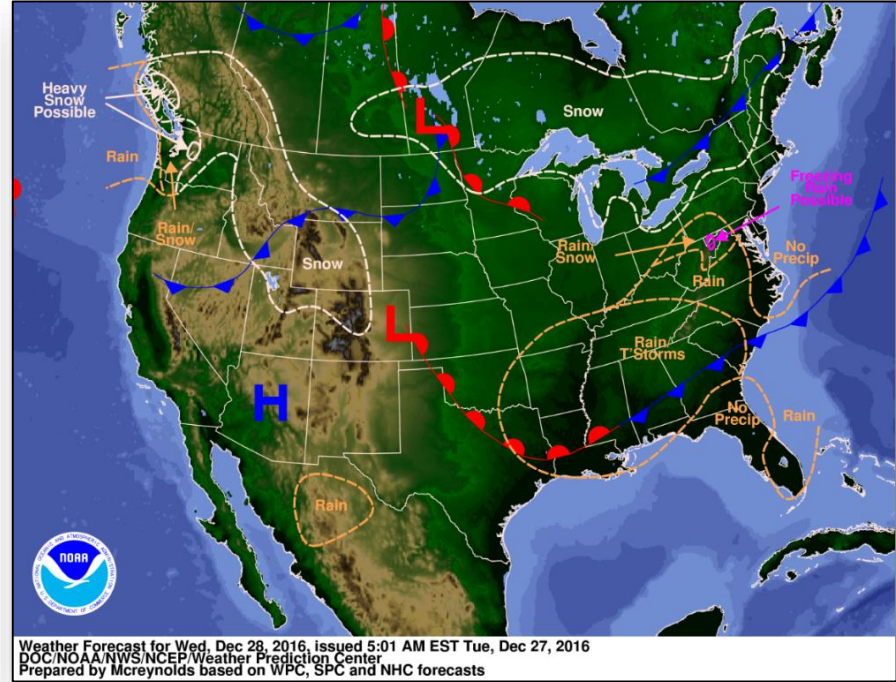
Declaration Activity:

- Emergency Declaration Appeal – KS
- Amendment No. 16 to FEMA-4285-DR-NC

National Weather Forecast



Today

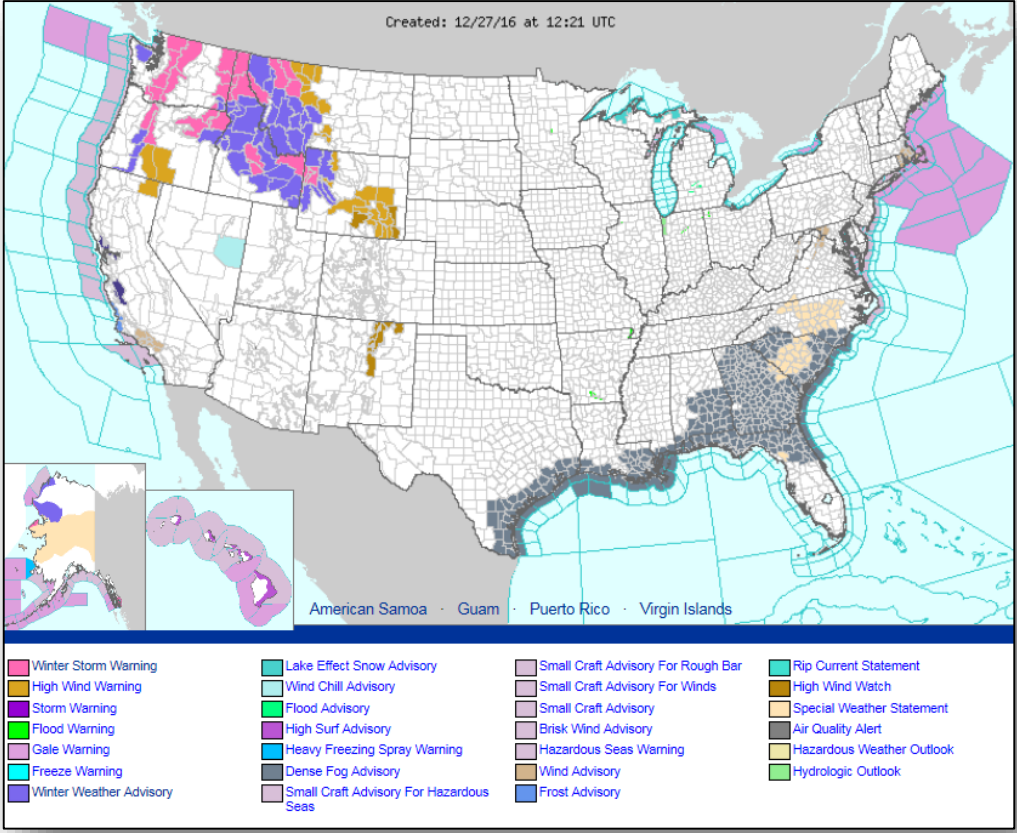


Tomorrow

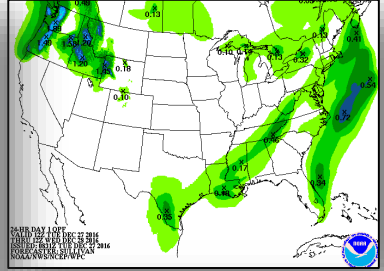
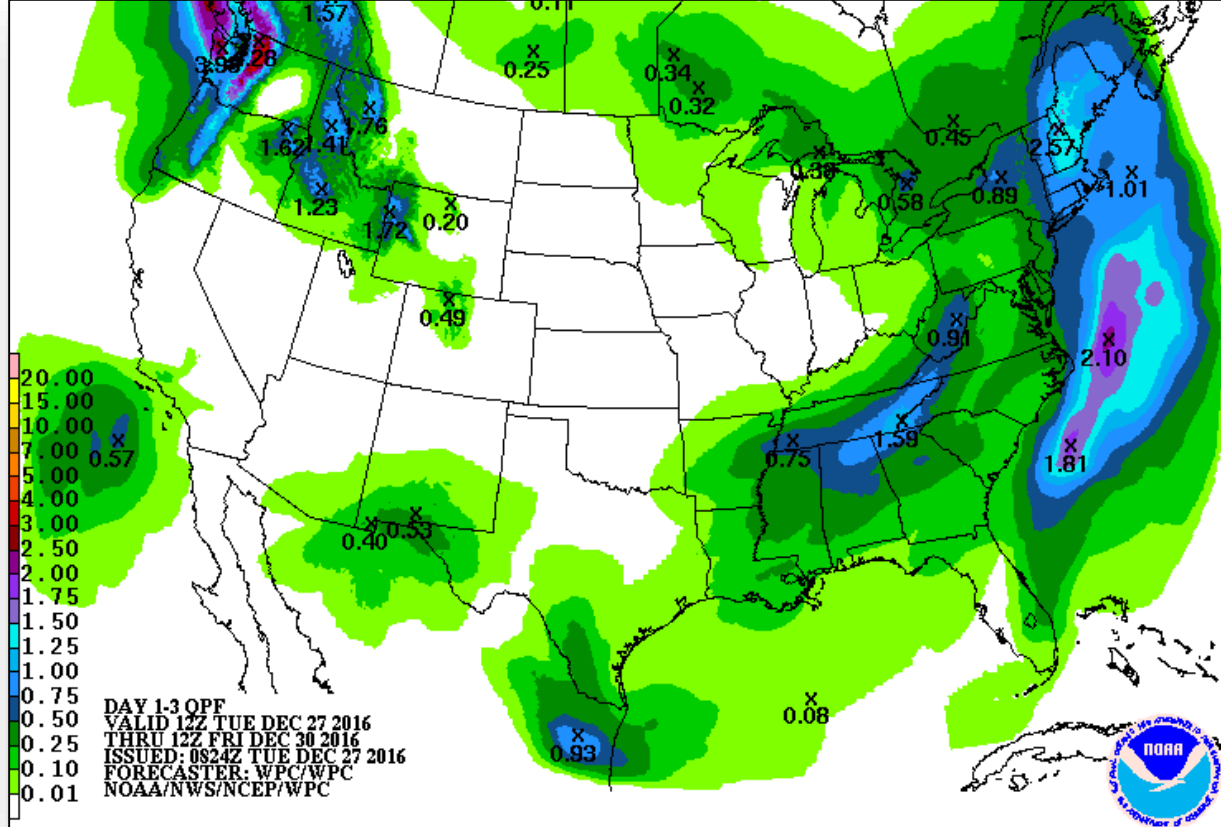
Active Watches and Warnings



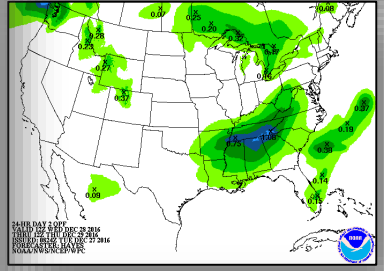
FEMA



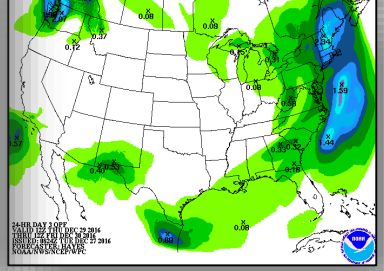
Precipitation Forecast – Days 1-3



Day 1



Day 2

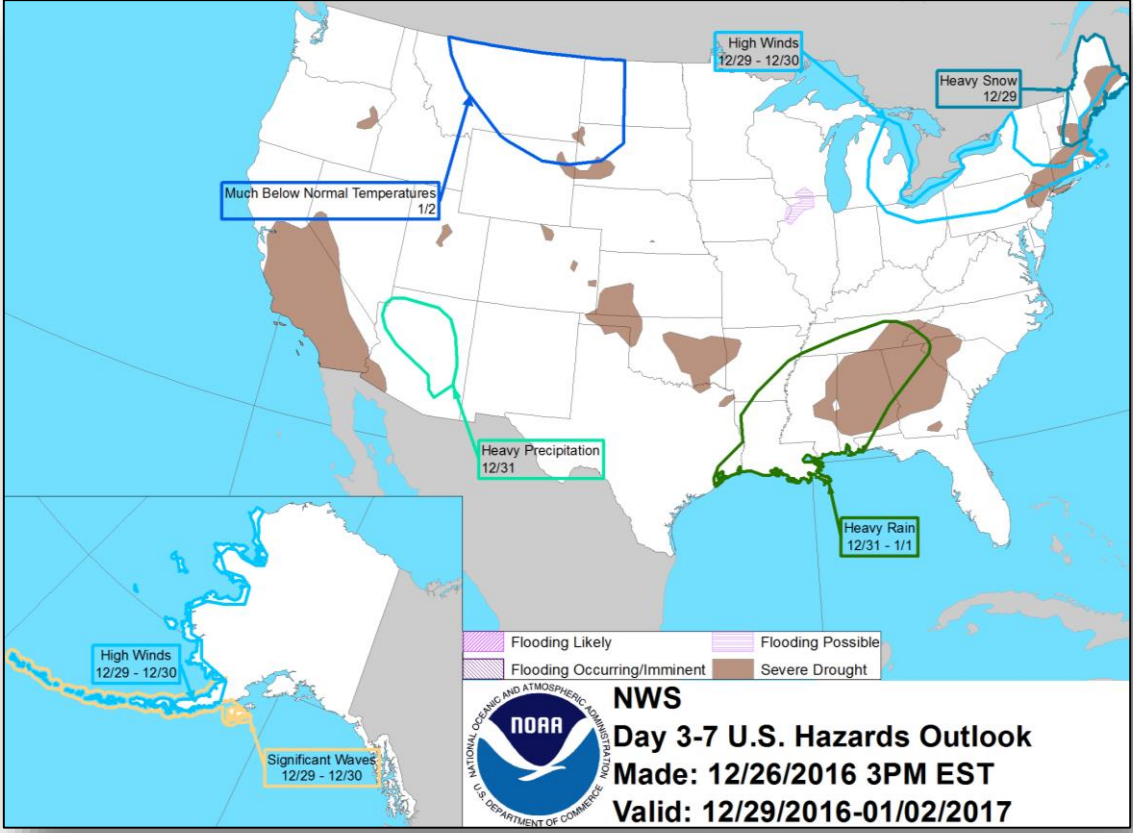


Day 3

Hazards Outlook – Dec 29 – Jan 02



FEMA



Disaster Requests & Declarations



Declaration Requests in Process		Requests APPROVED (since last report)	Requests DENIED (since last report)
1	Date Requested	0	0
KS – EM (Appeal) Fire and Explosion	December 20, 2016		

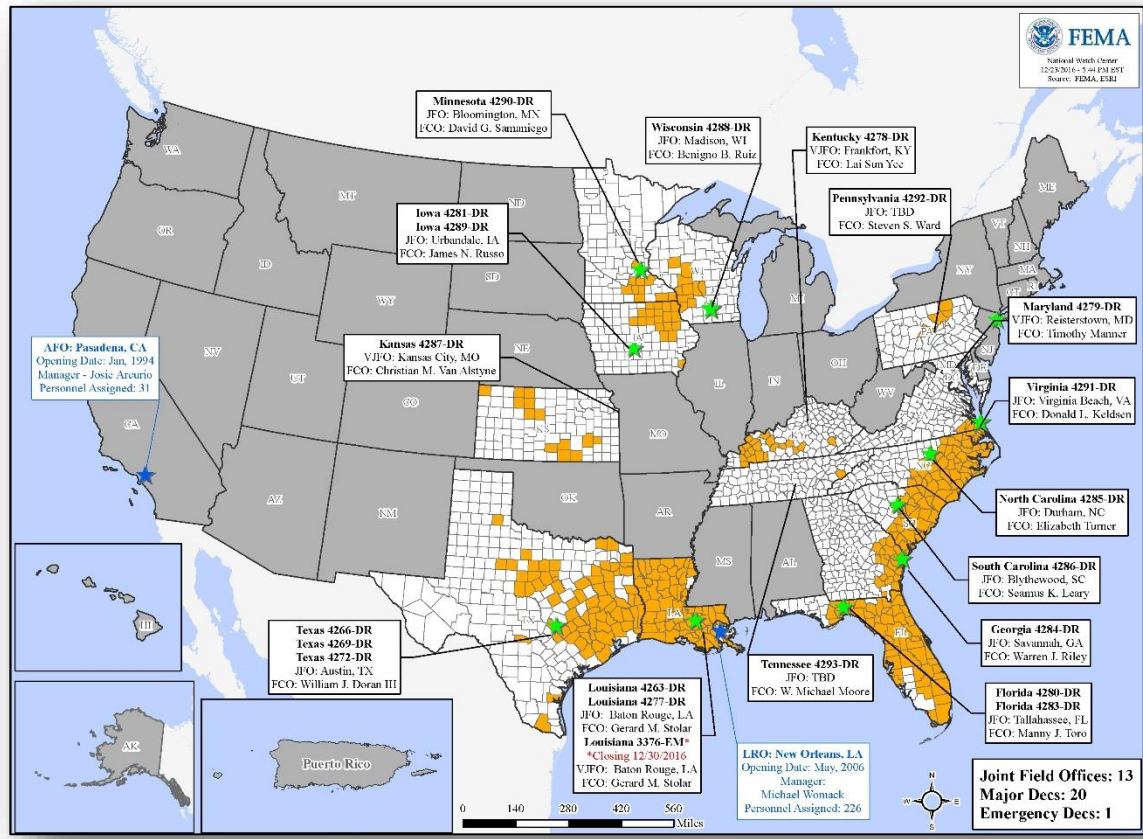
Disaster Amendments



FEMA

Amendment	Effective Date	Action
Amendment No. 16 to FEMA-4285-DR-NC	December 23, 2016	Adds one county for Public Assistance, including Direct Federal Assistance

Open Field Offices



Readiness – Deployable Teams and Assets



Resource	Status	Total	FMC Available		Partially Available	Not Available	Detailed, Deployed, Activated	Comments	Rating Criteria																				
National IMAT	Yellow	3	2	66%	0	0	1	East 2 to LA (DR-4277)	Green: >3 Teams Available Yellow: 1 - 2 Teams Available Red: 0 Teams Available <i>N-IMAT red if 50% of Section Chiefs or Team Leader unavailable for deployment</i>																				
Regional IMAT	Green	13	7	54%	0	1	5	Region IV Team-2: Reconstituting – FMC Jan 6 Deployed: Region III to VA (DR-4291) Region IV-1 to NC (DR-4285) Region V to MN (DR-4290) Region VI-1 to TN (DR-4293) Region VII to IA (DR-4281)	Green > 6 Teams Available Yellow: 4 - 6 Teams Available Red: 0 - 4 Teams Available <i>R-IMAT also red if TL or Ops / Log Chief is unavailable & has no qualified replacement</i>																				
FCO	Red	34	4	12%	0	5	24		OCD Readiness <table border="1"> <tr> <td>FCO</td> <td>Green</td> <td>Yellow</td> <td>Red</td> </tr> <tr> <td>Type 1</td> <td>3+</td> <td>2</td> <td>1</td> </tr> <tr> <td>Type 2</td> <td>4+</td> <td>3</td> <td>2</td> </tr> <tr> <td>Type 3</td> <td>4+</td> <td>3</td> <td>2</td> </tr> <tr> <td>FDRC</td> <td>3</td> <td>2</td> <td>1</td> </tr> </table>	FCO	Green	Yellow	Red	Type 1	3+	2	1	Type 2	4+	3	2	Type 3	4+	3	2	FDRC	3	2	1
FCO	Green	Yellow	Red																										
Type 1	3+	2	1																										
Type 2	4+	3	2																										
Type 3	4+	3	2																										
FDRC	3	2	1																										
FDRC	Green	11	4	36%	0	2	5																						
US&R	Green	28	28	100%	0	0	0		Green: >66% Available Yellow: 33% - 66% Available Red: <33% Available																				
MERS	Green	18	17	94%	0	0	1	Deployed: Thomasville to TN (DR-4293)	Green: >66% Available Yellow: 33% - 66% Available Red: <33% Available																				

MERS Availability Summary



FEMA

Legend	> 66%	< 66% & > 33%	< 33%			
	<table border="1"> <thead> <tr> <th>Personnel Availability</th> <th>Equipment Availability</th> <th>% Deployed</th> </tr> </thead> </table>		Personnel Availability	Equipment Availability	% Deployed	
Personnel Availability	Equipment Availability	% Deployed				
Bothell MERS	94%	100%	0%			
Denton MERS	91%	69%	0%			
Denver MERS	91%	87%	6%			
Frederick MERS	87%	100%	0%			
Maynard MERS	78%	100%	0%			
Thomasville MERS	86%	92%	8%			
<i>Disaster Emergency Communications Division</i>						
Overall MERS Availability	83%	91%	8%			

Readiness – National and Regional Teams



FEMA

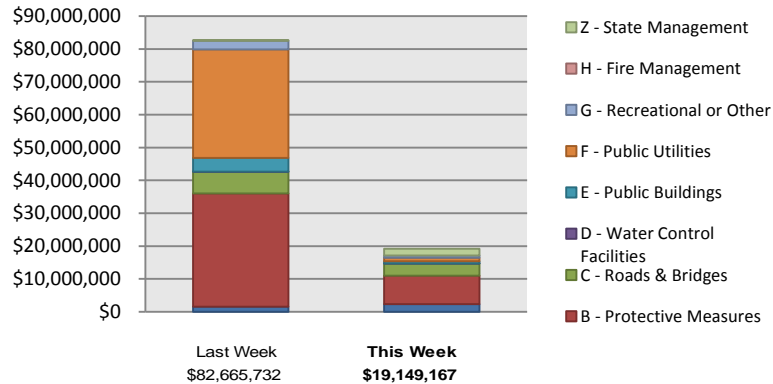
Resource	Status	Total	FMC Available		Partially Available	Not Available	Status	Comments	Rating Criteria
NWC		5	5	100%	0	0	Watch / Steady State		<ul style="list-style-type: none"> • Green = FMC • Yellow = PMC • Red = NMC
NRCC		2	2	100%	0	0	Not Activated		
HLT		1	1	100%	0	0	Not Activated		
RRCCs		10	10	100%	0	0	Not Activated		
RWCs/MOCs		10	10	100%	0	0	Activated	RVII RWC activated to Enhanced Watch (Dayshift only)	

Public Assistance Grant Program



PA Project Worksheets Obligated in past week, as of 12/26/16 at 1500 EDT										
PA Category	Emergency Work		Permanent Work					H - Fire Management	Z - State Management	Total
	A - Debris Removal	B - Protective Measures	C - Roads & Bridges	D - Water Control Facilities	E - Public Buildings	F - Public Utilities	G - Recreational or Other			
Number Of PWs Obligated	24	98	66	1	18	10	9	0	8	234
Federal Share Obligated	\$2,333,287	\$8,672,929	\$3,678,992	\$42,021	\$704,938	\$1,033,630	\$668,589	\$0	\$2,014,780	\$19,149,167

Public Assistance Obligated per Category In the Past 2 Weeks – 12/12/2016 through 12/26/2016



PA Highlights

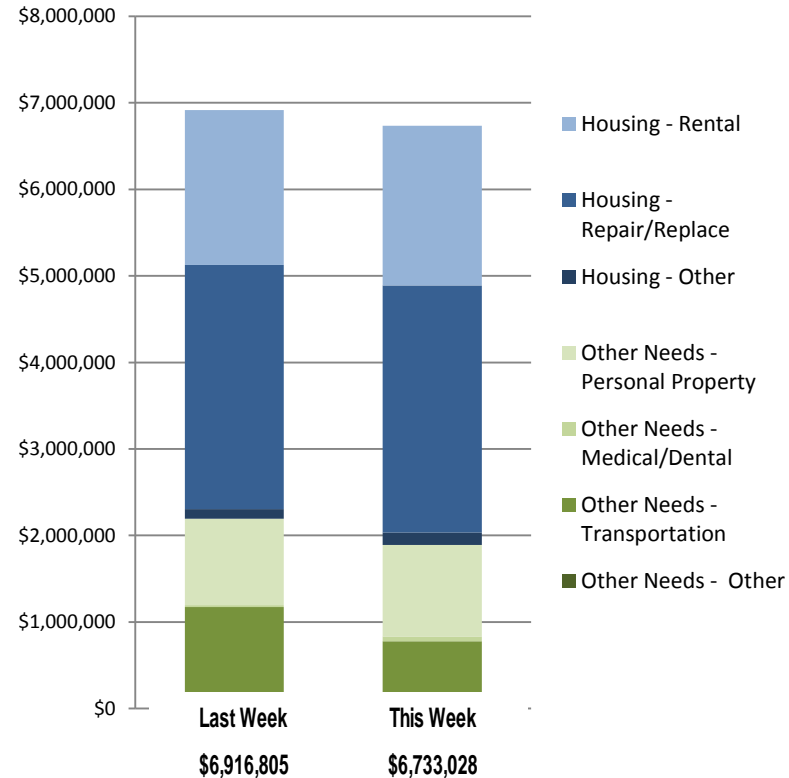
- None



Individual Assistance Activity

Individuals and Households Program Activity As Of: 12/26/16				
	In Past 7 Days		Cumulative	
	Applicants Approved	Amount Approved	Applicants Approved	Amount Approved
4285-NC Declared 10-10-2016 End Of Reg Period 01-09-2017				
Housing Assistance	266	\$810,232.41	18,141	\$59,624,304.97
Other Needs Assistance	123	\$388,912.25	17,374	\$26,132,421.09
Total IHP		\$1,199,144.66		\$85,756,726.06
Average IHP				\$3,099
Total Max Grants				133
4290-MN Declared 11-02-2016 End Of Reg Period 01-30-2017				
Housing Assistance	87	\$295,516.80	395	\$1,496,026.36
Other Needs Assistance	39	\$29,280.32	127	\$107,548.19
Total IHP		\$324,797.12		\$1,603,574.55
Average IHP				\$3,818
Total Max Grants				0
4291-VA Declared 11-02-2016 End Of Reg Period 01-03-2017				
Housing Assistance	59	\$169,534.37	1,916	\$7,133,092.93
Other Needs Assistance	56	\$107,708.26	770	\$1,488,092.78
Total IHP		\$277,242.63		\$8,621,185.71
Average IHP				\$4,129
Total Max Grants				5
4293-TN Declared 12-15-2016 End Of Reg Period 02-13-2017				
Housing Assistance	162	\$824,522.03	185	\$887,450.03
Other Needs Assistance	73	\$418,375.41	80	\$464,876.66
Total IHP		\$1,242,897.44		\$1,352,326.69
Average IHP				\$7,271
Total Max Grants				20
13 Declarations IHP Programmatically Open - Closed Registration *				
Housing Assistance	897	\$2,744,414.18		
Other Needs Assistance	335	\$944,531.71		
Total IHP		\$3,688,945.89		
Total IHP Approved in Past Week		\$6,733,027.74		

IHP Approved per Category in the Past 2 Weeks – 12/12/2016 through 12/26/2016





FEMA

FEMA's mission is to support our citizens and first responders to ensure that as a nation we work together to build, sustain, and improve our capability to prepare for, protect against, respond to, recover from, and mitigate all hazards.