



FEMA

Daily Operations Briefing

Tuesday, December 20, 2016

8:30 a.m. EST

Significant Activity – Dec 19-20



Significant Events: None

Significant Weather:

- Rain – Pacific Northwest to northern CA; southern FL; coastal Carolinas
- Rain and snow – Pacific Northwest; Northern Intermountain to Northern Rockies and Central Great Basin; Northern Plains
- Snow – Northern Intermountain to Northern Plains, Central Great Basin, and Central Rockies; Upper Mississippi Valley to Great Lakes
- Heavy snow possible – Northern Intermountain to Northern Rockies
- Freezing rain possible – Northern Intermountain, Central Great Basin, Northern Plains
- Space Weather – Past 24 hours: none observed; next 24 hours: none predicted

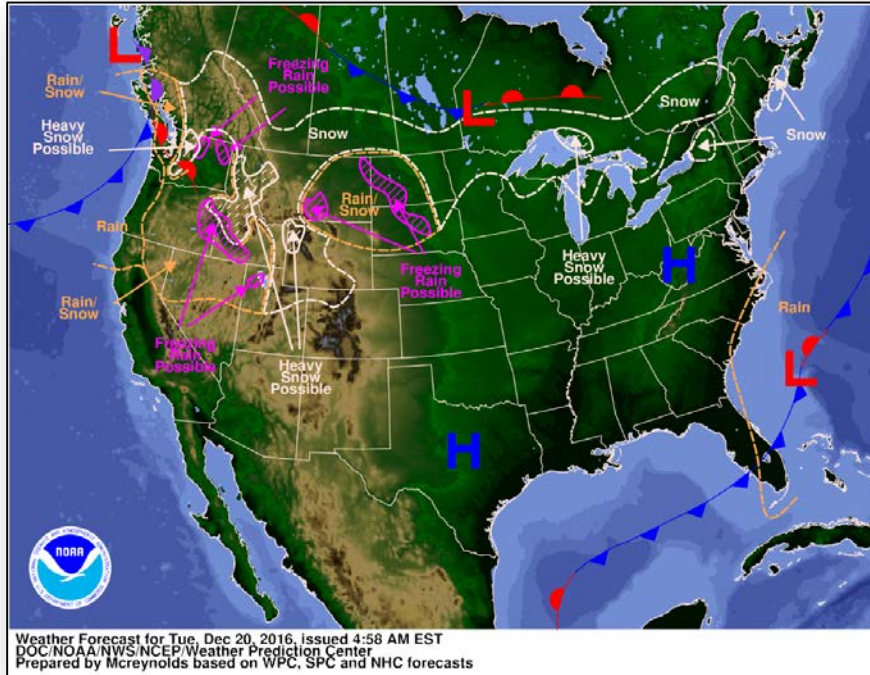
Tropical Activity Western Pacific: No activity affecting U.S. interests

Earthquake Activity: No significant activity

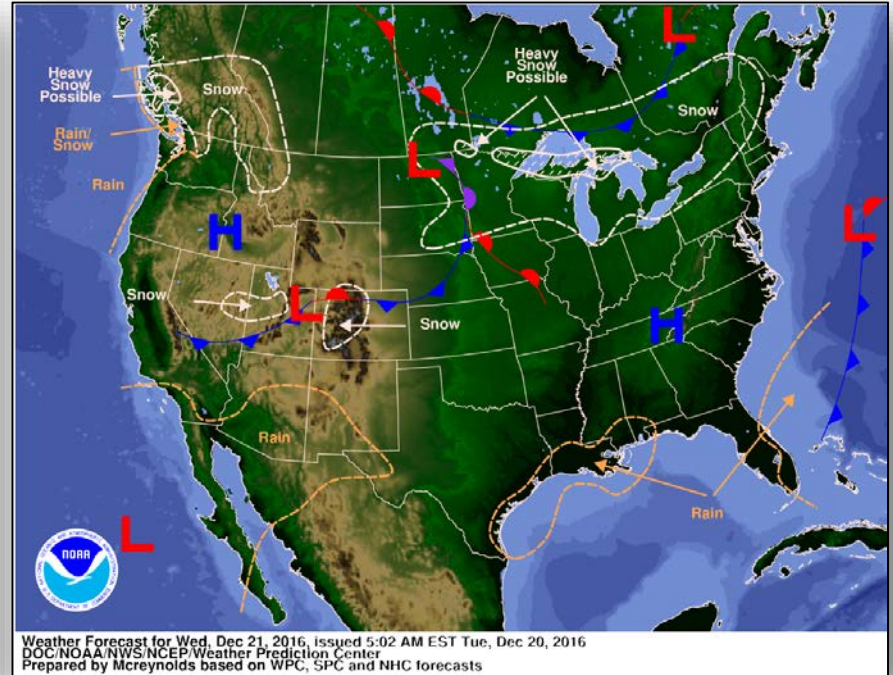
Declaration Activity:

- Amendment No. 4 to FEMA-4291-DR-VA

National Weather Forecast



Today

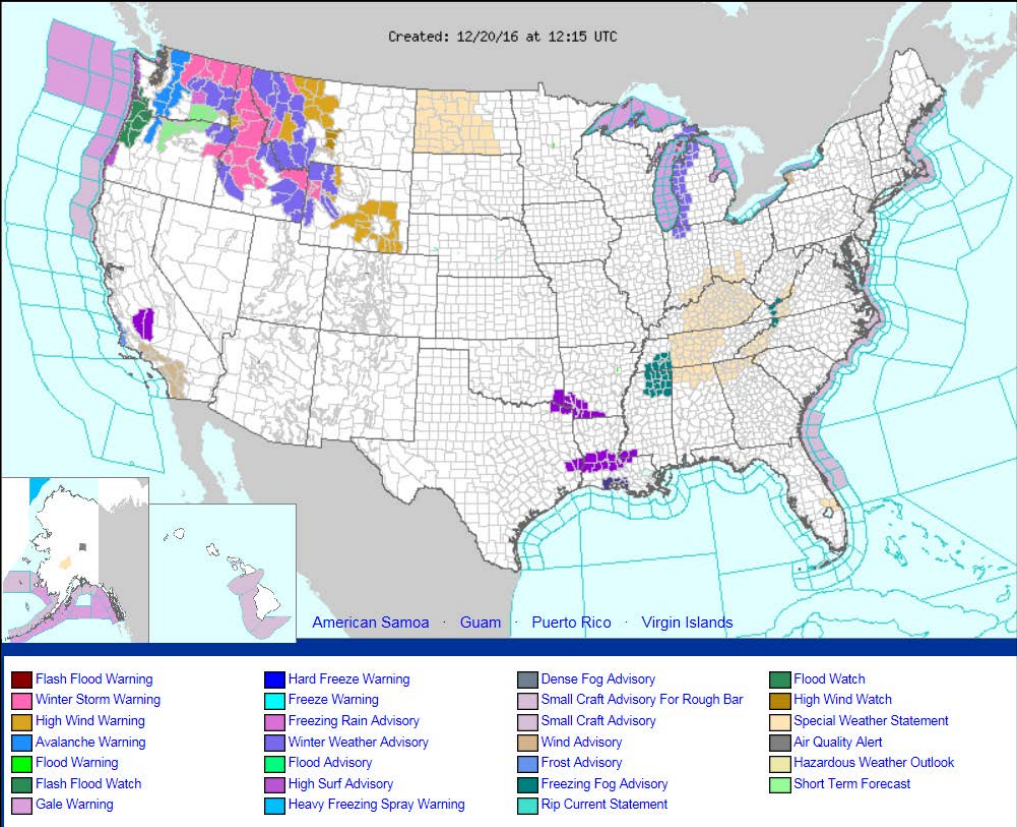


Tomorrow

Active Watches and Warnings



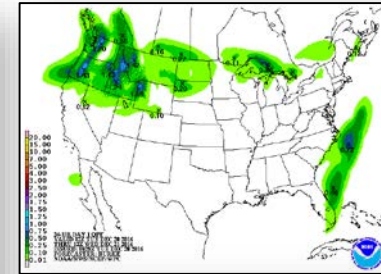
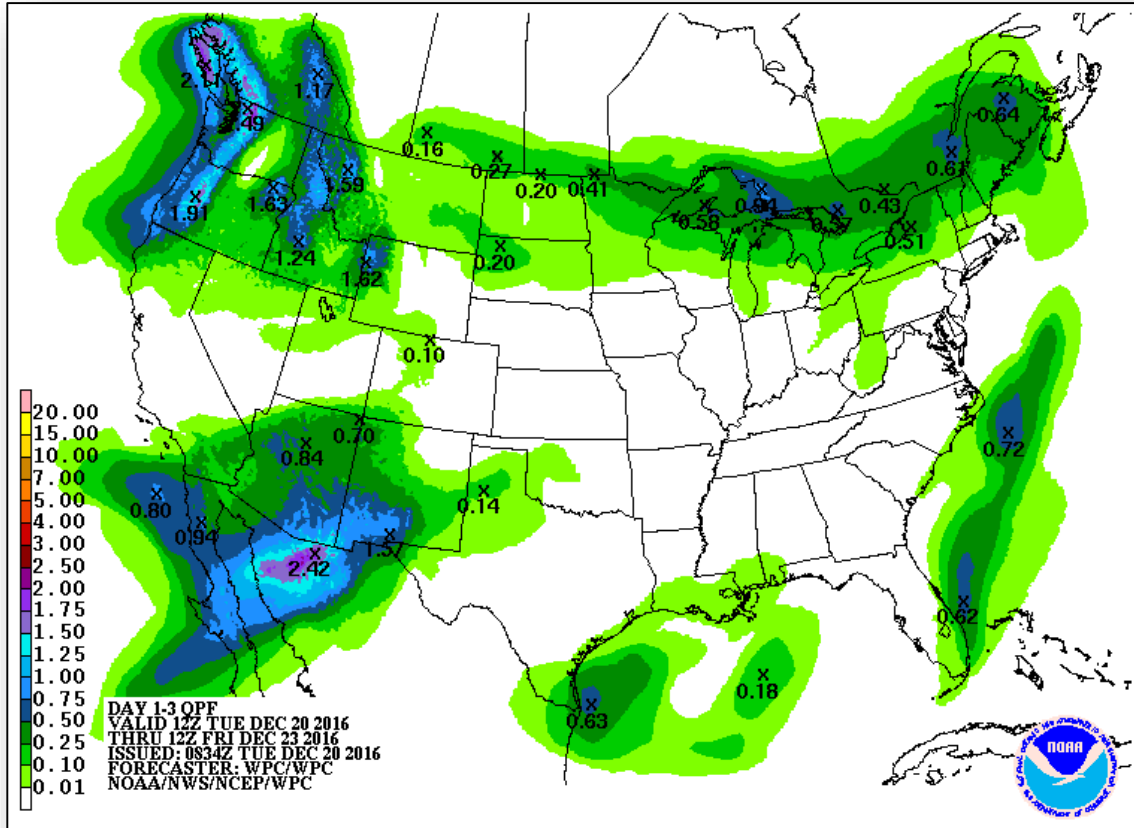
FEMA



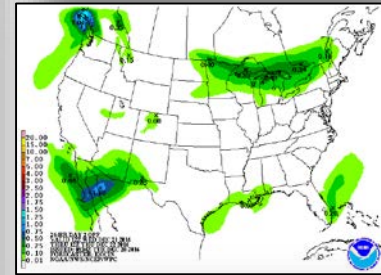
Precipitation Forecast – Days 1-3



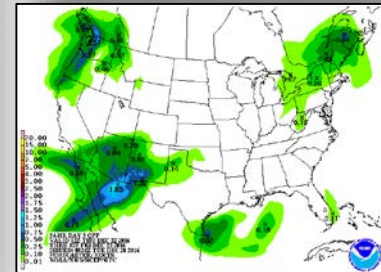
FEMA



Day 1



Day 2

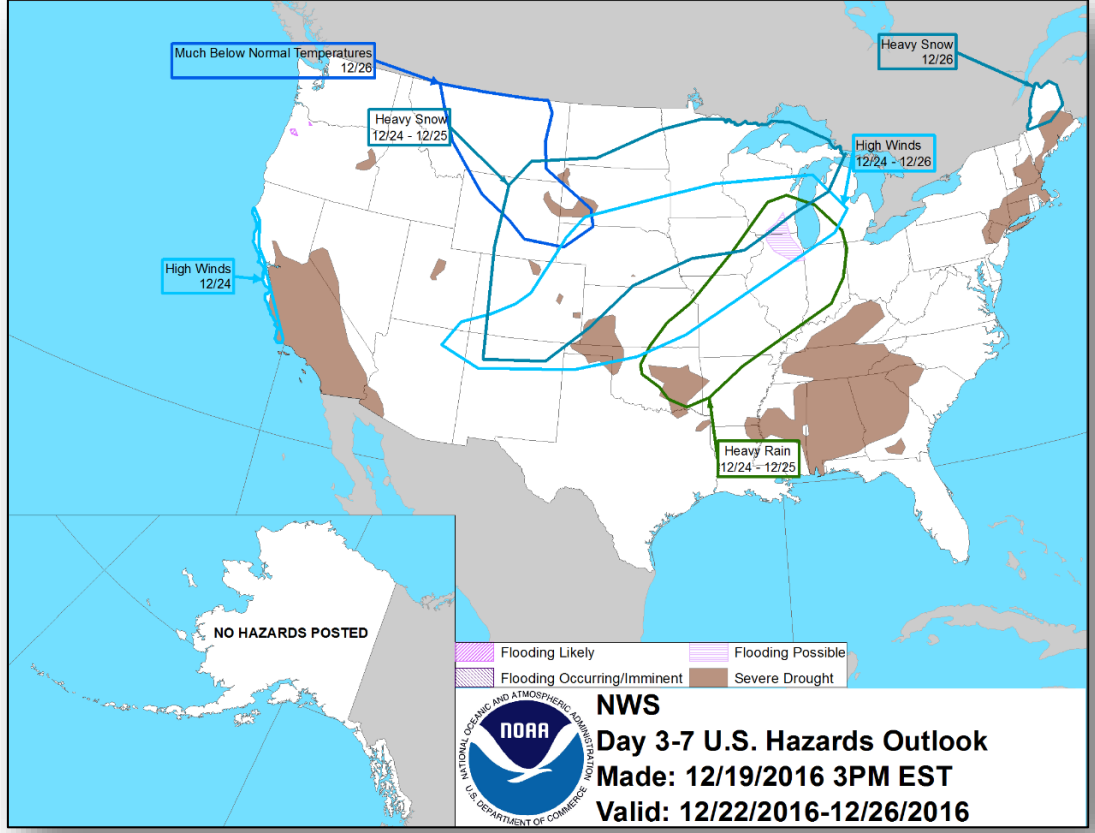


Day 3

Hazards Outlook – Dec 22 - 26



FEMA



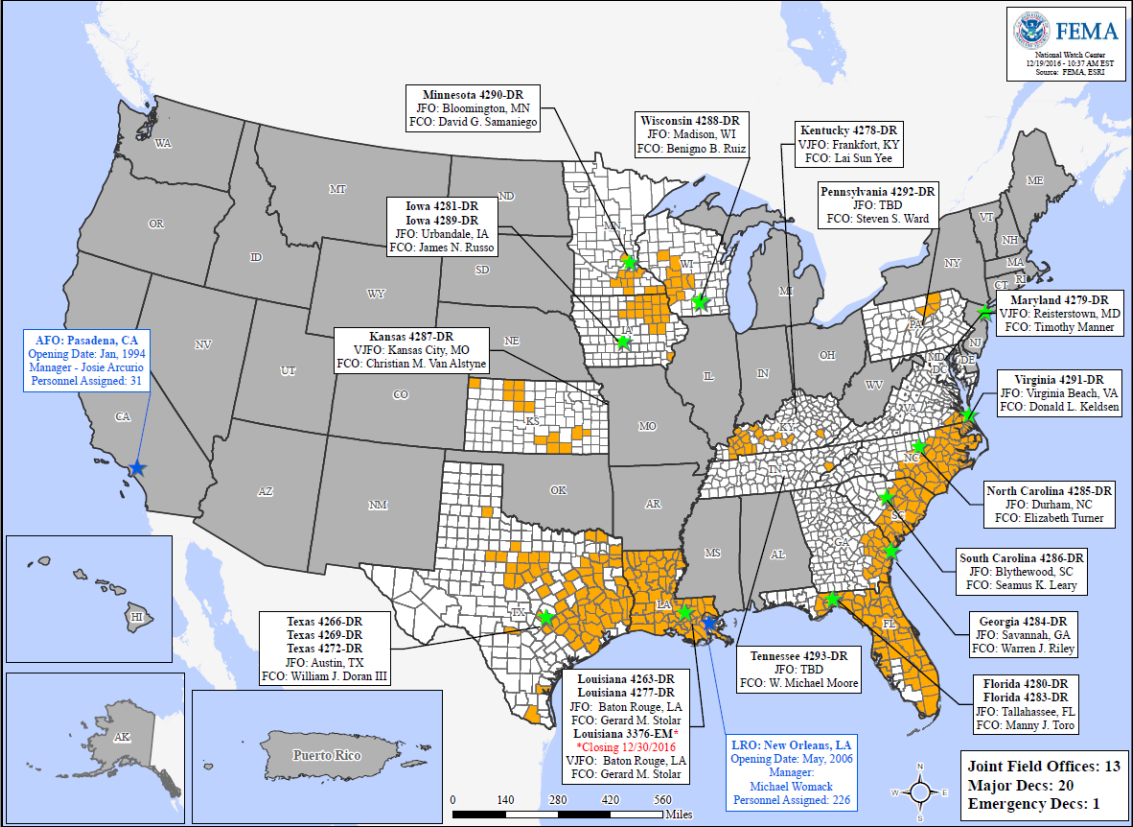
Disaster Amendments



FEMA

Amendment	Effective Date	Action
Amendment No. 4 to FEMA-4291-DR-VA	December 19, 2016	Adds independent city of Hampton for Public Assistance

Open Field Offices



Readiness – Deployable Teams and Assets



Resource	Status	Total	FMC Available		Partially Available	Not Available	Detailed, Deployed, Activated	Comments	Rating Criteria																				
National IMAT	Yellow	3	2	66%	0	0	1	East 2 to LA (DR-4277)	Green: >3 Teams Available Yellow: 1 - 2 Teams Available Red: 0 Teams Available <i>N-IMAT red if 50% of Section Chiefs or Team Leader unavailable for deployment</i>																				
Regional IMAT	Green	13	7	54%	0	1	5	Region IV Team-2: Reconstituting – FMC Jan 6 Deployed: Region III to VA (DR-4291) Region IV-1 to NC (DR-4285) Region V to MN (DR-4290) Region VI-1 to TN (DR-4293) Region VII to IA (DR-4281)	Green > 6 Teams Available Yellow: 4 - 6 Teams Available Red: 0 - 4 Teams Available <i>R-IMAT also red if TL or Ops / Log Chief is unavailable & has no qualified replacement</i>																				
FCO	Yellow	34	6	18%	0	4	24		OCD Readiness <table border="1"> <tr> <td>FCO</td> <td>Green</td> <td>Yellow</td> <td>Red</td> </tr> <tr> <td>Type 1</td> <td>3+</td> <td>2</td> <td>1</td> </tr> <tr> <td>Type 2</td> <td>4+</td> <td>3</td> <td>2</td> </tr> <tr> <td>Type 3</td> <td>4+</td> <td>3</td> <td>2</td> </tr> <tr> <td>FDRC</td> <td>3</td> <td>2</td> <td>1</td> </tr> </table>	FCO	Green	Yellow	Red	Type 1	3+	2	1	Type 2	4+	3	2	Type 3	4+	3	2	FDRC	3	2	1
FCO	Green	Yellow	Red																										
Type 1	3+	2	1																										
Type 2	4+	3	2																										
Type 3	4+	3	2																										
FDRC	3	2	1																										
FDRC	Yellow	11	4	36%	0	2	5																						
US&R	Green	28	28	100%	0	0	0		Green: >66% Available Yellow: 33% - 66% Available Red: <33% Available																				
MERS	Green	18	18	100%	0	0	0	Assets are supporting: TN (DR-4293)	Green: >66% Available Yellow: 33% - 66% Available Red: <33% Available																				

Readiness – National and Regional Teams



FEMA

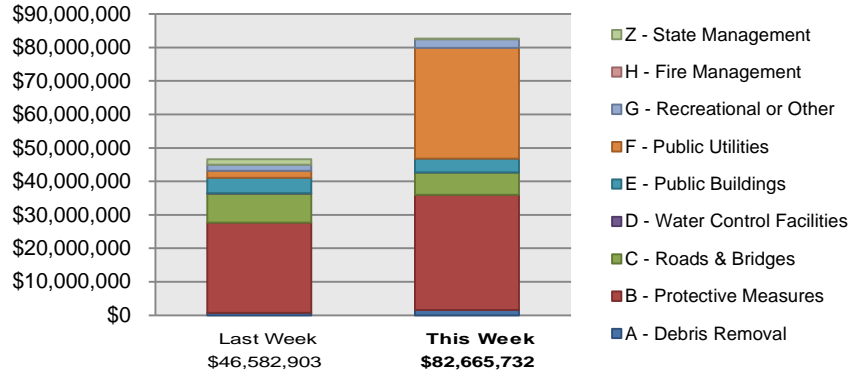
Resource	Status	Total	FMC Available		Partially Available	Not Available	Status	Comments	Rating Criteria
NWC		5	5	100%	0	0	Watch / Steady State		<ul style="list-style-type: none"> • Green = FMC • Yellow = PMC • Red = NMC
NRCC		2	2	100%	0	0	Not Activated		
HLT		1	1	100%	0	0	Not Activated		
RRCCs		10	10	100%	0	0	Not Activated		
RWCs/MOCs		10	10	100%	0	0	Not Activated		

Public Assistance Grant Program



PA Project Worksheets Obligated in past week, as of 12/19/16 at 1500 EDT										
PA Category	Emergency Work		Permanent Work					H - Fire Management	Z - State Management	Total
	A - Debris Removal	B - Protective Measures	C - Roads & Bridges	D - Water Control Facilities	E - Public Buildings	F - Public Utilities	G - Recreational or Other			
Number Of PWs Obligated	33	90	99	2	37	22	11	0	2	296
Federal Share Obligated	\$1,550,573	\$34,492,325	\$6,621,572	\$32,337	\$4,141,100	\$33,066,463	\$2,596,222	\$0	\$165,141	\$82,665,732

Public Assistance Obligated per Category In the Past 2 Weeks – 12/05/2016 through 12/19/2016



PA Highlights

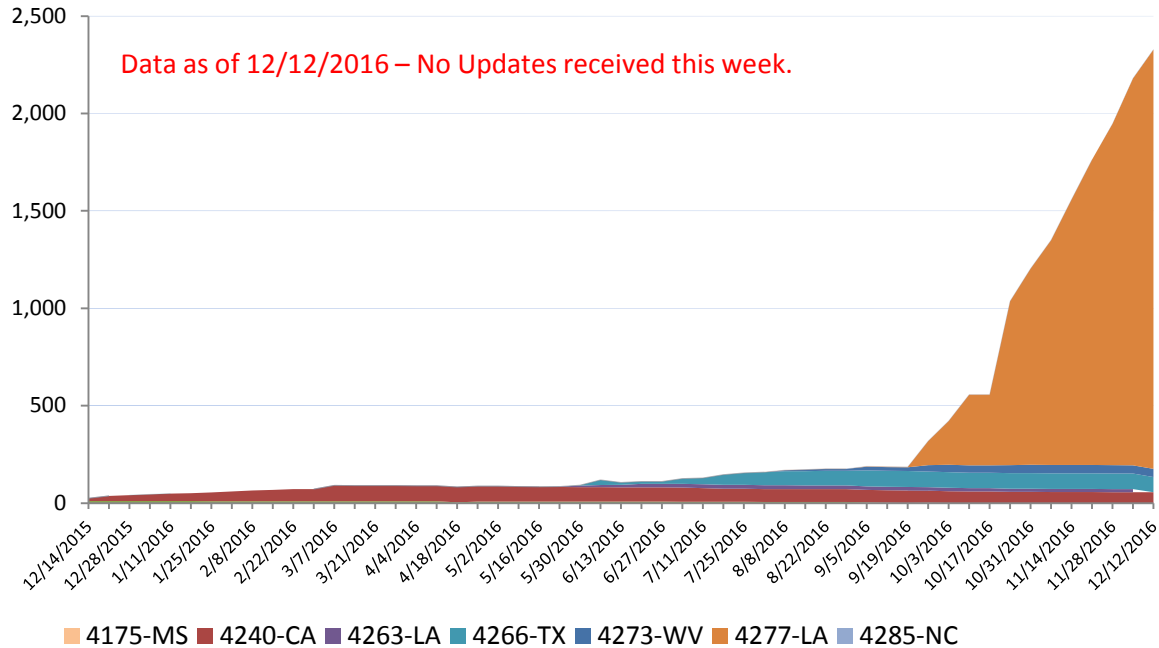
- On 12/14/2016, Westchester County was obligated approximately 30 million in PA category F - Public Utilities as a result of DR-4085-NY.
- On 12/15/2016, seven Parish school boards were obligated approximately 31 million in PA category B – Protective Measures as a result of DR-4277-LA.

Direct Housing

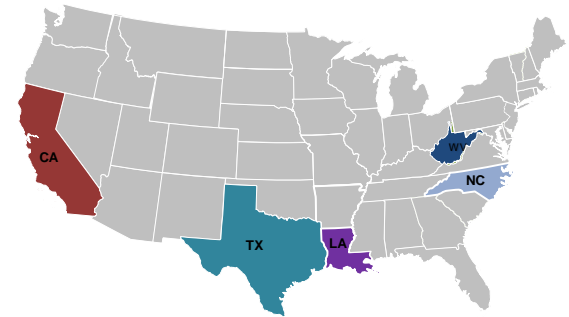


Total Households in FEMA Direct Housing per State

Past Year per Week, 12/14/2015 – 12/12/2016, There are currently **2,345** Households Occupying **2,345** Temporary Units



DR	IA Declaration Date	Program End Date	Current # of Households in Direct Housing (Weekly Change)
4240-CA	9/22/2015	3/22/2017	56
4263-LA	3/13/2016	9/13/2017	15 (-1)
4266-TX	3/19/2016	9/19/2017	78 (-2)
4273-WV	6/25/2016	12/26/2017	42
4277-LA	8/14/2016	2/14/2018	2152 (+156)
4285-NC	10/10/2016	4/10/2018	2



States with Currently Occupied Units

NPSC Activity

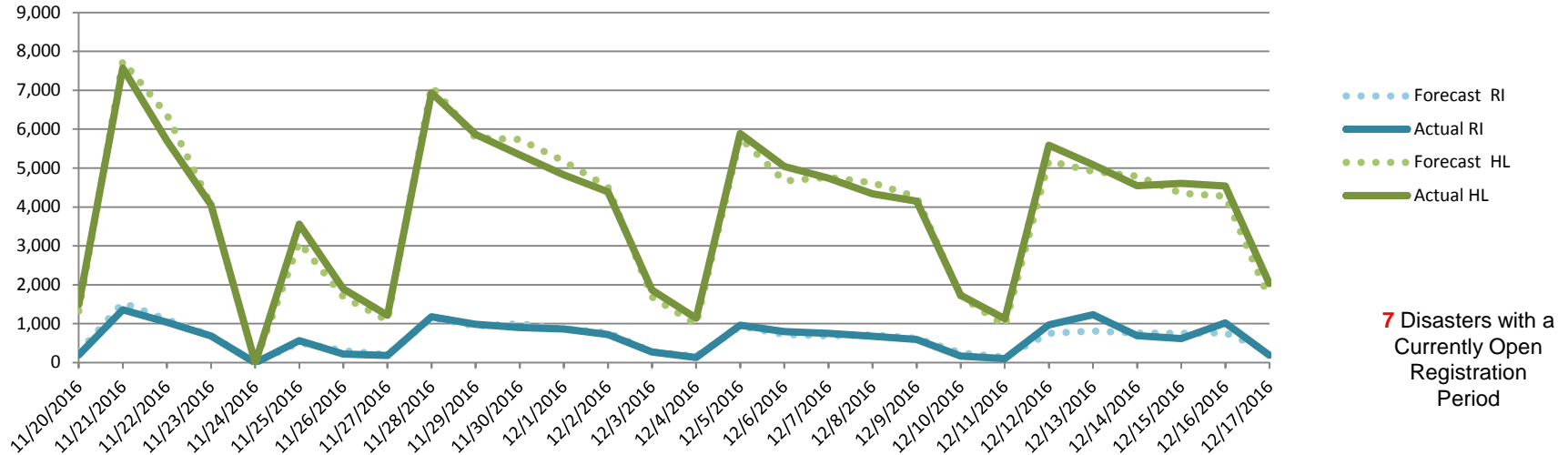


FEMA

NPSC Call Activity in the Past Week 12/11/2016 through 12/17/2016

Call Type	Projected Calls	Actual Calls	Average Speed of Answer	Maximum Delay Time
Registration Intake:	4,269	4,829	:29	9:52
Helpline:	26,107	27,522	:17	40:08
Combined:	30,376	32,351	:19	40:08

NPSC Call Forecasting and Actual Calls Over the Past 4 Weeks 11/20/2016 through 12/17/2016



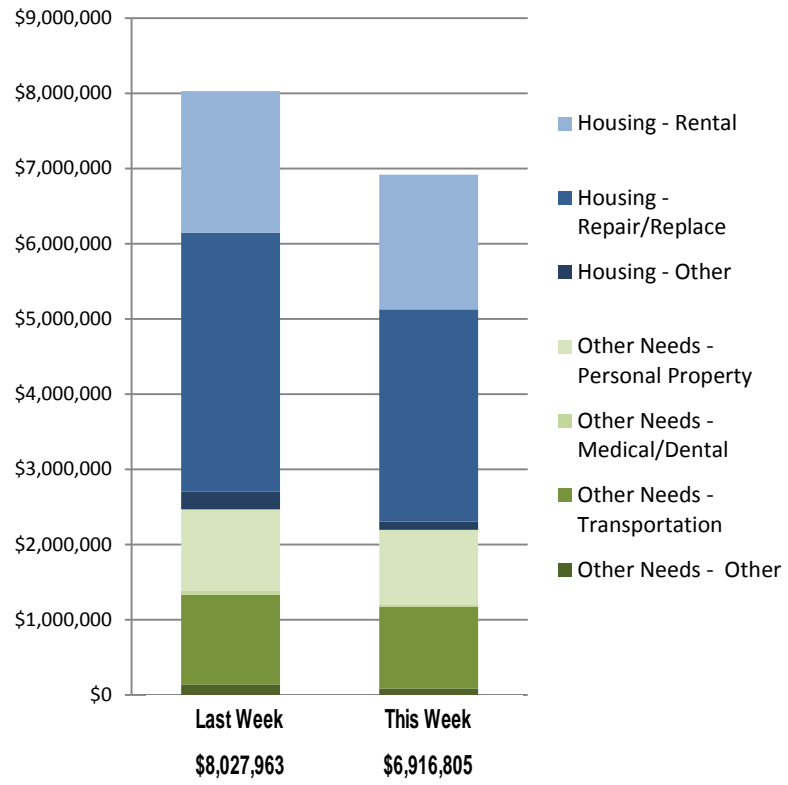
Individual Assistance Activity



	Individuals and Households Program Activity As Of: 12/19/16				
	In Past 7 Days			Cumulative	
	Applicants Approved	Amount Approved	Applicants Approved	Amount Approved	
4283-FL	Declared	10-08-2016	End Of Req Period	12-16-2016	
Housing Assistance	193	\$400,017.92	5,139	\$15,195,927.08	
Other Needs Assistance	87	\$95,020.95	2,360	\$2,644,669.01	
Total IHP	\$495,038.87		\$17,840,596.09		
Average IHP			\$2,852		
Total Max Grants			11		
4284-GA	Declared	10-08-2016	End Of Req Period	12-16-2016	
Housing Assistance	42	\$80,028.44	1,414	\$4,633,246.07	
Other Needs Assistance	20	\$18,185.80	937	\$1,122,315.54	
Total IHP	\$98,214.24		\$5,755,561.61		
Average IHP			\$2,993		
Total Max Grants			15		
4285-NC	Declared	10-10-2016	End Of Req Period	01-09-2017	
Housing Assistance	361	\$921,426.74	18,032	\$58,814,072.56	
Other Needs Assistance	201	\$636,907.82	17,302	\$25,743,508.84	
Total IHP	\$1,558,334.56		\$84,557,581.40		
Average IHP			\$3,071		
Total Max Grants			130		
4286-SC	Declared	10-11-2016	End Of Req Period	12-13-2016	
Housing Assistance	211	\$533,148.44	8,518	\$28,969,098.66	
Other Needs Assistance	106	\$205,321.01	4,822	\$6,223,874.76	
Total IHP	\$738,469.45		\$35,192,973.42		
Average IHP			\$3,194		
Total Max Grants			52		
4290-MN	Declared	11-02-2016	End Of Req Period	01-30-2017	
Housing Assistance	127	\$342,500.77	318	\$1,200,509.56	
Other Needs Assistance	47	\$37,463.68	93	\$78,267.87	
Total IHP	\$379,964.45		\$1,278,777.43		
Average IHP			\$3,840		
Total Max Grants			0		
4291-VA	Declared	11-02-2016	End Of Req Period	01-03-2017	
Housing Assistance	97	\$252,342.81	1,877	\$6,963,558.56	
Other Needs Assistance	105	\$241,980.77	730	\$1,380,384.52	
Total IHP	\$494,323.38		\$8,343,943.08		
Average IHP			\$4,098		
Total Max Grants			5		
4293-TN	Declared	12-15-2016	End Of Req Period	02-13-2017	
Housing Assistance	23	\$62,928.00	23	\$62,928.00	
Other Needs Assistance	9	\$46,501.25	9	\$46,501.25	
Total IHP	\$109,429.25		\$109,429.25		
Average IHP			\$4,758		
Total Max Grants			1		
Total IHP Approved in Past Week	\$6,916,805.34				

Open Registration Period

IHP Approved per Category in the Past 2 Weeks – 12/05/2016 through 12/19/2016





FEMA

FEMA's mission is to support our citizens and first responders to ensure that as a nation we work together to build, sustain, and improve our capability to prepare for, protect against, respond to, recover from, and mitigate all hazards.