



FEMA

Daily Operations Briefing

Tuesday, December 6, 2016

8:30 a.m. EST

Significant Activity – Dec 5-6



Significant Events: None

Significant Weather:

- Severe Thunderstorms – GA and FL
- Freezing Rain – Mid-Atlantic and Appalachians
- Heavy Snow – ND, MN and a portion of PA and NY
- Space Weather – Past 24 hours – none; next 24 hours – none

Tropical Activity: No activity affecting U.S. interests

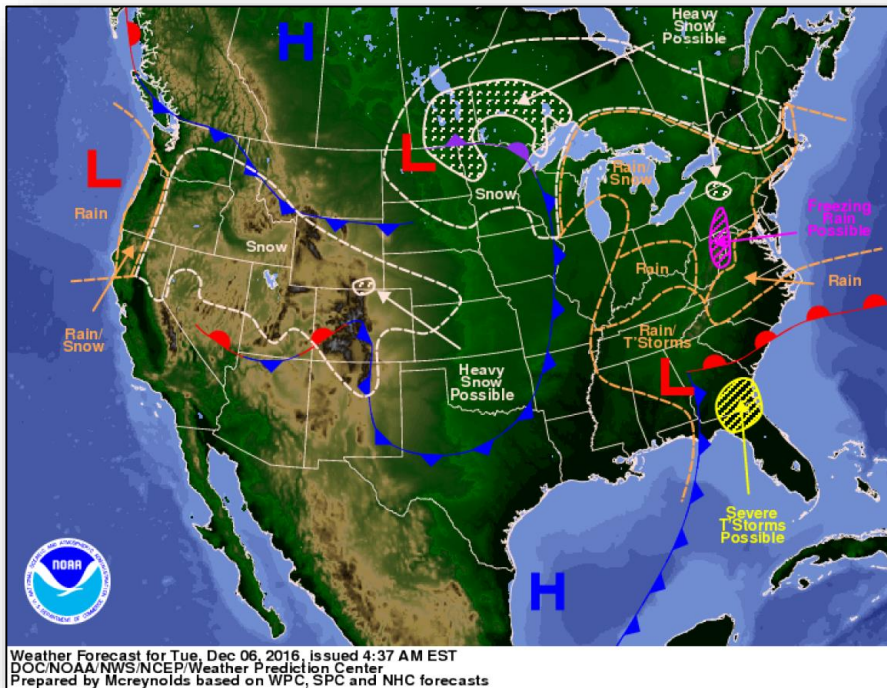
Earthquake Activity: No significant activity affecting U.S. interests

Declaration Activity: None

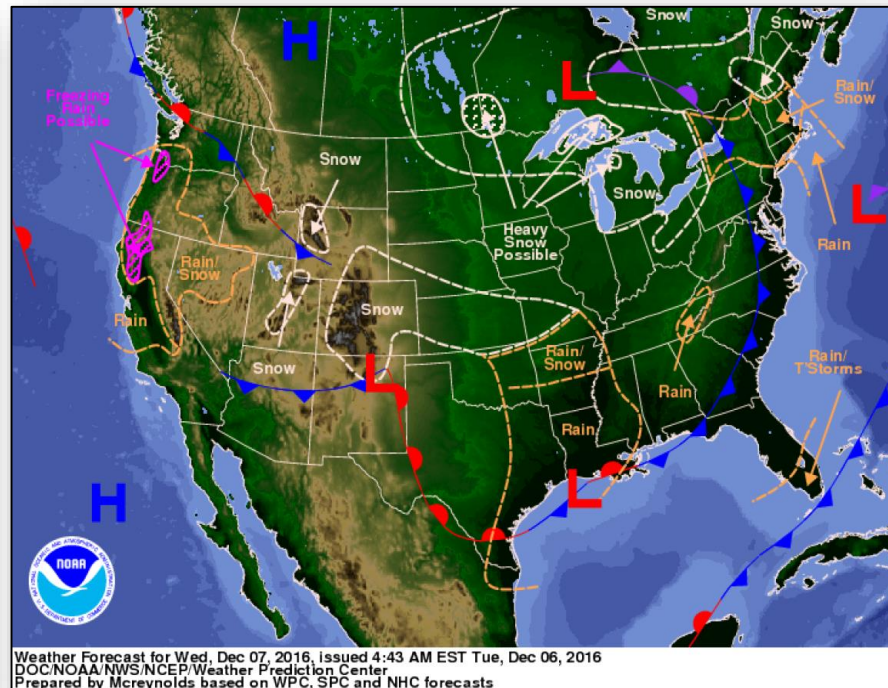
National Weather Forecast



FEMA



Today

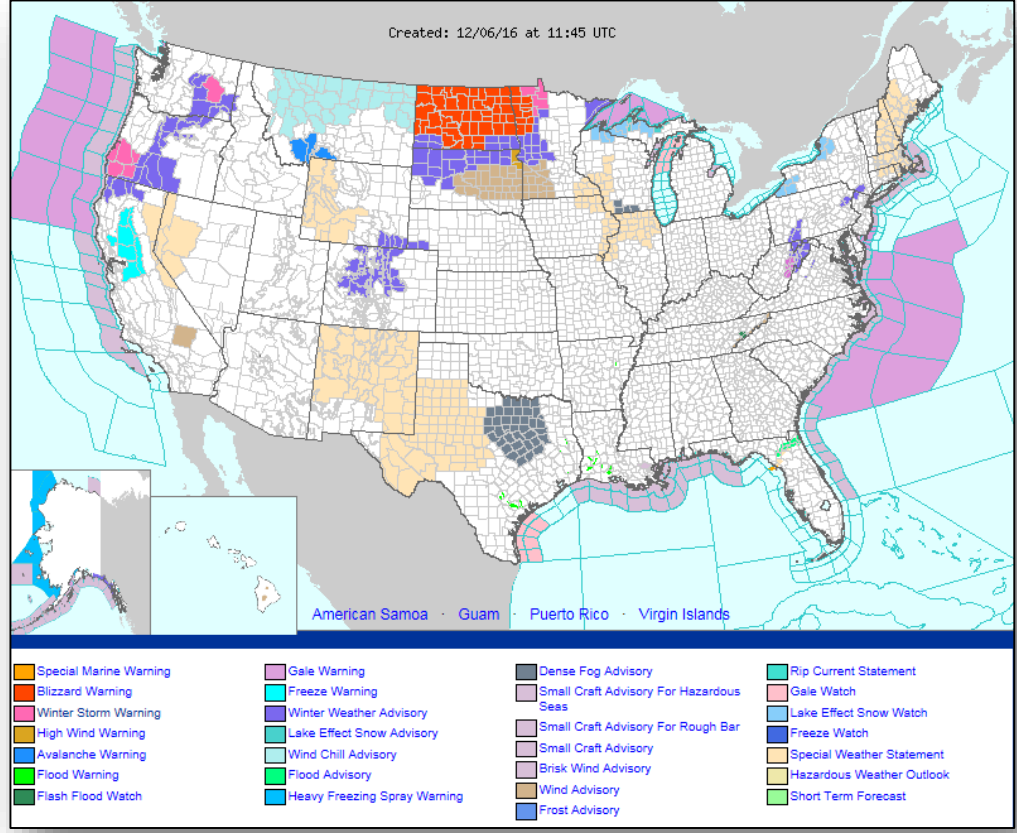


Tomorrow

Active Watches and Warnings



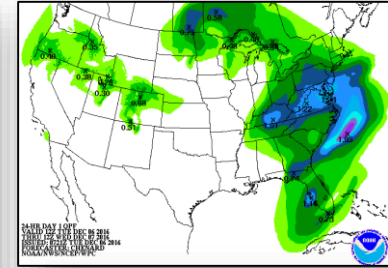
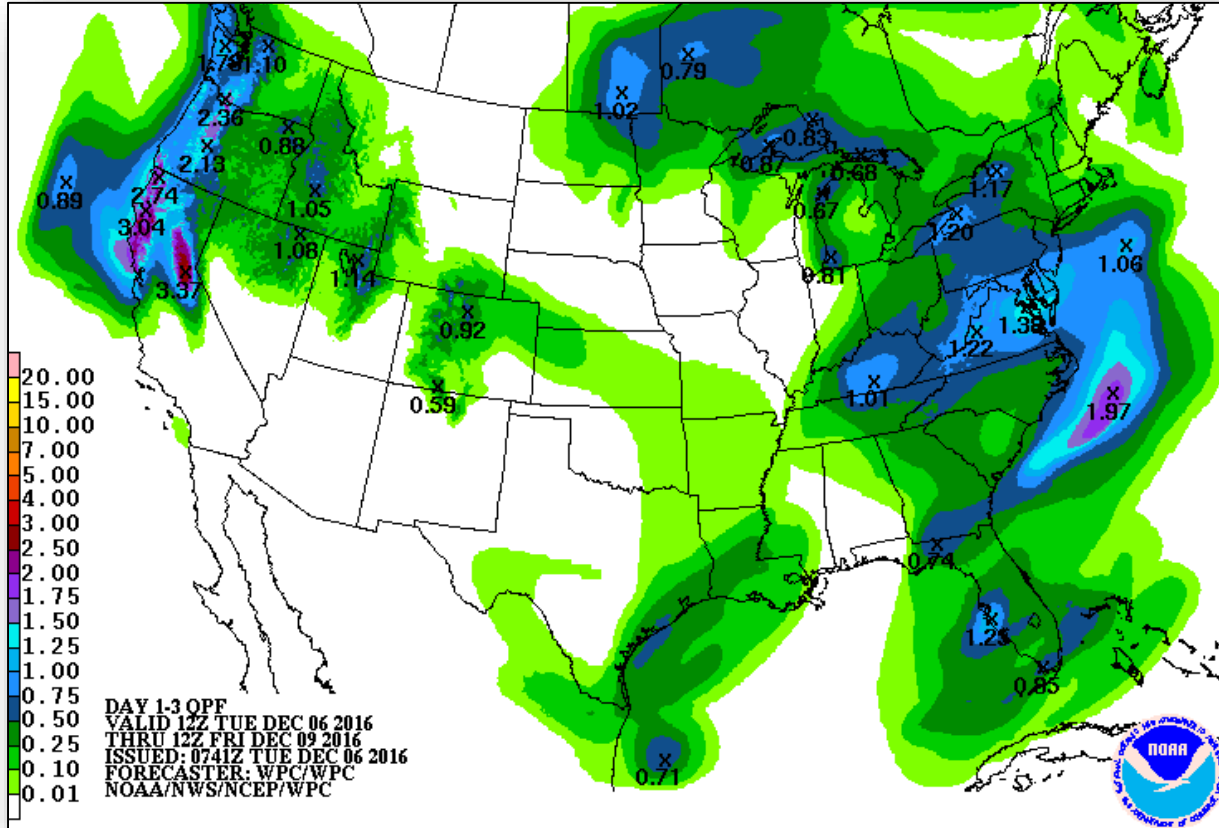
FEMA



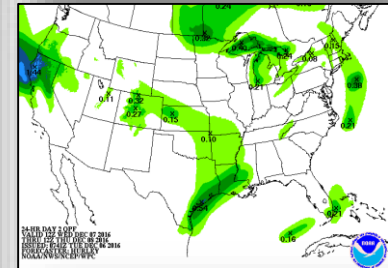
Precipitation Forecast – Days 1-3



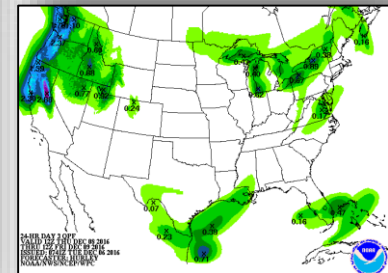
FEMA



Day 1



Day 2

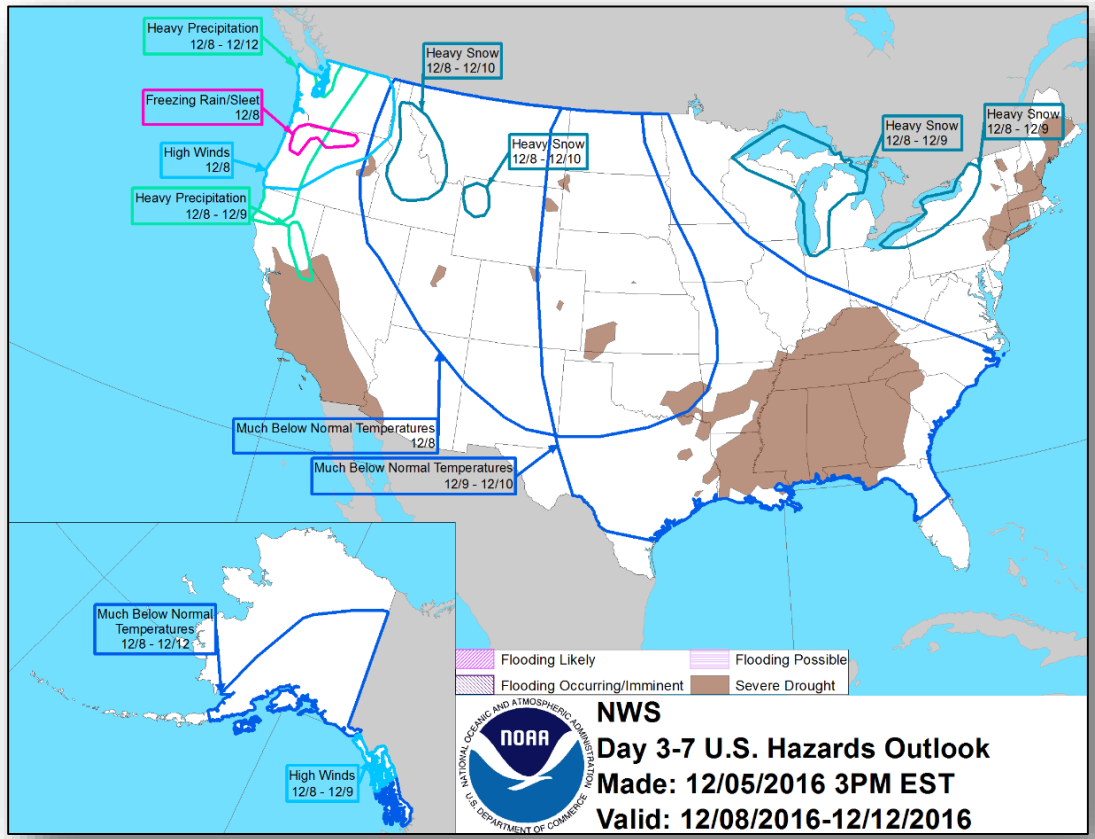


Day 3

Hazards Outlook – Dec 8-12



FEMA



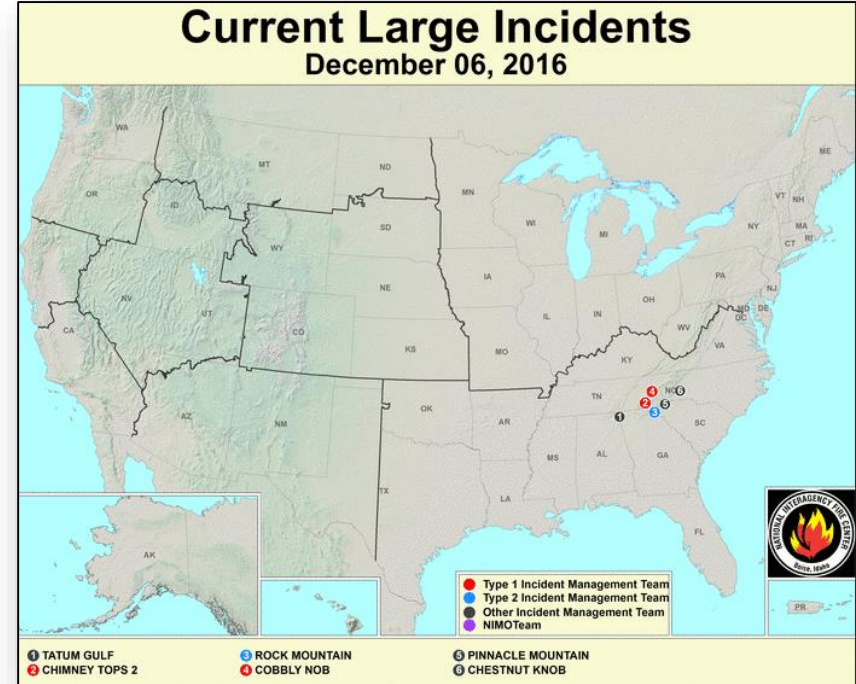
National Fire Activity



National Preparedness Level: 1

Initial attack activity	Light (17 new fires)
New large fires	0
Large fires contained	2
Uncontained large fires	4
Area Command Teams Committed	0
NIMOs committed	0
Type 1 IMTs committed	2 (22 teams)
Type 2 IMTs committed	1 (46 teams)

Preparedness Level 1: Description: Minimal large fire activity nationally. Most Geographic Areas have low to moderate fire danger. There is little or no commitment of National Resources.



Wildfire Summary



FEMA

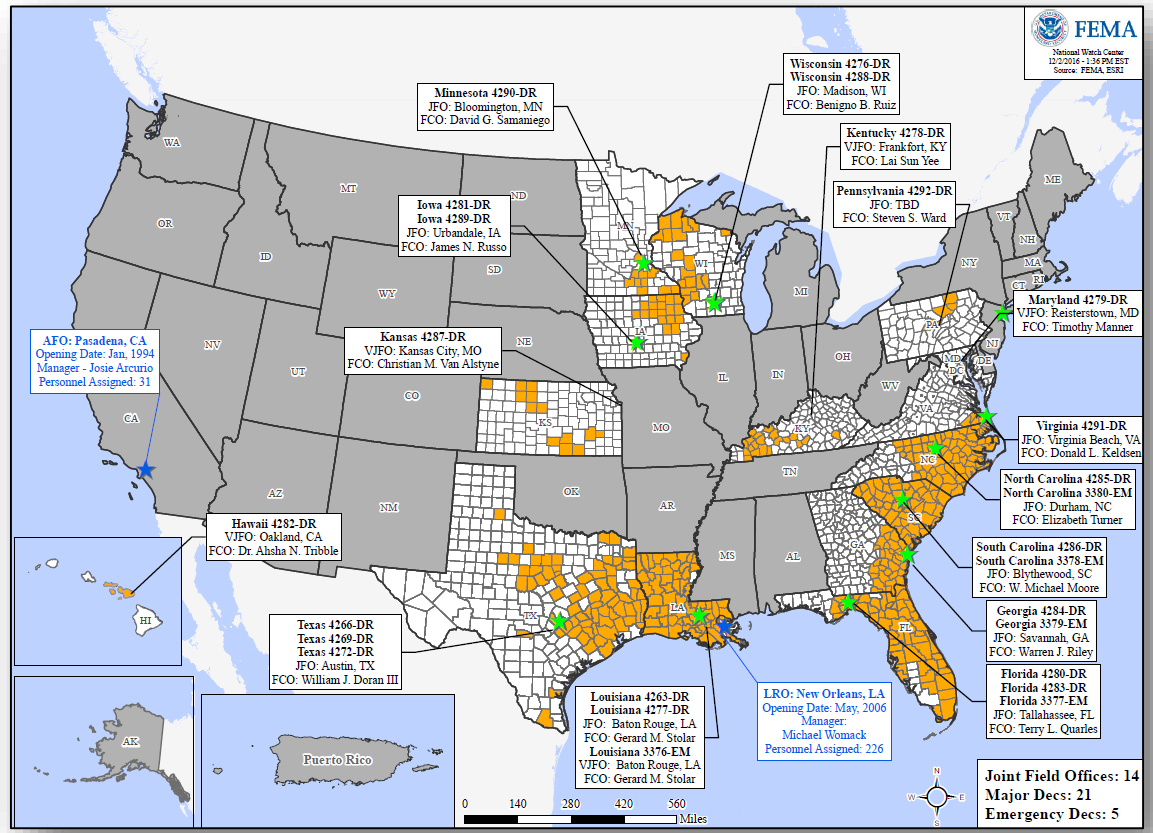
Fire Name (Counties)	FMAG # (Approved Date)	Acres Burned	Percent Contained	Evacuations (Residents)	Structures			Fatalities / Injuries
					Threatened	Damaged	Destroyed	
Tennessee (1)								
Chimney Tops 2 (Sevier) <i>FINAL</i>	5167-FM-TN Nov 28, 2016	17,006	42%	Mandatory 15,000	0	167 Homes 13 Commercial	1,543 Homes 29 Commercial	14 / 134

- Two shelters open with **133 (-21)** occupants *(ARC Midnight Shelter Count as of 4:32 am EST)*
- Gatlinburg: Residents allowed to enter during daylight hours
 - Residents and business owners will re-occupy their properties Wednesday, Dec 7
 - Public access begins Friday, Dec 9

Open Field Offices



FEMA



Readiness – Deployable Teams and Assets



Resource	Status	Total	FMC Available		Partially Available	Not Available	Detailed, Deployed, Activated	Comments	Rating Criteria																
National IMAT		3	2	66%	0	0	1	East 2 to LA (DR-4277)	Green = 3 Teams Available Yellow = 1 - 2 Teams Available Red = 0 Teams Available <i>N-IMAT red if 50% of Section Chiefs or Team Leader unavailable for deployment.</i>																
Regional IMAT		13	8	62%	0	0	5	Deployed: Region III to VA (DR-4291) Region IV-1 to NC (DR-4285) Region IV-2 to FL (DR-4280/4283) Region V to MN (DR-4290) Region VII to IA (DR-4281)	Green = > 6 Teams Available Yellow = 4 - 6 Teams Available Red = < 4 Teams Available <i>R-IMAT also red if TL or Ops / Log Chief is unavailable & has no qualified replacement</i>																
FCO		34	8	24%	0	1	25		OCD Readiness <table border="1"> <thead> <tr> <th>FCO</th> <th>Green</th> <th>Yellow</th> <th>Red</th> </tr> </thead> <tbody> <tr> <td>Type 1</td> <td>3+</td> <td>2</td> <td>1</td> </tr> <tr> <td>Type 2</td> <td>4+</td> <td>3</td> <td>2</td> </tr> <tr> <td>Type 3</td> <td>4+</td> <td>3</td> <td>2</td> </tr> </tbody> </table>	FCO	Green	Yellow	Red	Type 1	3+	2	1	Type 2	4+	3	2	Type 3	4+	3	2
FCO	Green	Yellow	Red																						
Type 1	3+	2	1																						
Type 2	4+	3	2																						
Type 3	4+	3	2																						
FDRC		11	3	27%	0	2	6		<table border="1"> <thead> <tr> <th>FDRC</th> <th>Green</th> <th>Yellow</th> <th>Red</th> </tr> </thead> <tbody> <tr> <td></td> <td>3</td> <td>2</td> <td>1</td> </tr> </tbody> </table>	FDRC	Green	Yellow	Red		3	2	1								
FDRC	Green	Yellow	Red																						
	3	2	1																						
US&R		28	28	100%	0	0	0		Green = > 66% Available Yellow = 33% - 66% Available Red = < 33% Available																
MERS		18	18	100%	0	0	0		Green = > 66% Available Yellow = 33% - 66% Available Red = < 33% Available																

MERS Availability Summary



FEMA

Legend	> 66%		< 66% & > 33%	< 33%	
	Personnel Availability		Equipment Availability		% Deployed
Bothell MERS	98%		100%		0%
Denton MERS	91%		69%		0%
Denver MERS	98%		87%		0%
Frederick MERS	87%		100%		0%
Maynard MERS	78%		100%		0%
Thomasville MERS	96%		100%		0%
<i>Disaster Emergency Communications Division</i>					
Overall MERS Availability	91%		93%		0%

Readiness – National and Regional Teams



FEMA

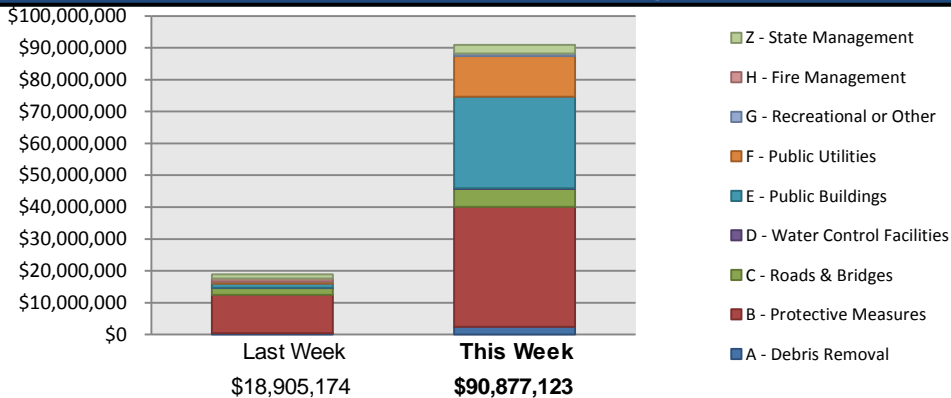
Resource	Status	Total	FMC Available		Partially Available	Not Available	Status	Comments	Rating Criteria
NWC		5	5	100%	0	0	Watch / Steady State		<ul style="list-style-type: none"> • Green = FMC • Yellow = PMC • Red = NMC
NRCC		2	2	100%	0	0	Not Activated		
HLT		1	1	100%	0	0	Not Activated		
RRCCs		10	10	100%	0	0	Not Activated		
RWCs/MOCs		10	10	100%	0	0	Watch / Steady State		

Public Assistance Grant Program



PA Project Worksheets Obligated in past week, as of 12/05/16 at 1500 EDT										
PA Category	Emergency Work		Permanent Work					H - Fire Management	Z - State Management	Total
	A - Debris Removal	B - Protective Measures	C - Roads & Bridges	D - Water Control Facilities	E - Public Buildings	F - Public Utilities	G - Recreational or Other			
Number Of PWs Obligated	31	80	64	2	79	32	25	0	1	314
Federal Share Obligated	\$2,414,735	\$37,671,542	\$5,676,699	\$164,375	\$28,692,563	\$12,749,236	\$811,561	\$0	\$2,696,412	\$90,877,123

Public Assistance Obligated per Category In the Past 2 Weeks – 11/21/2016 through 12/05/2016



PA Highlights

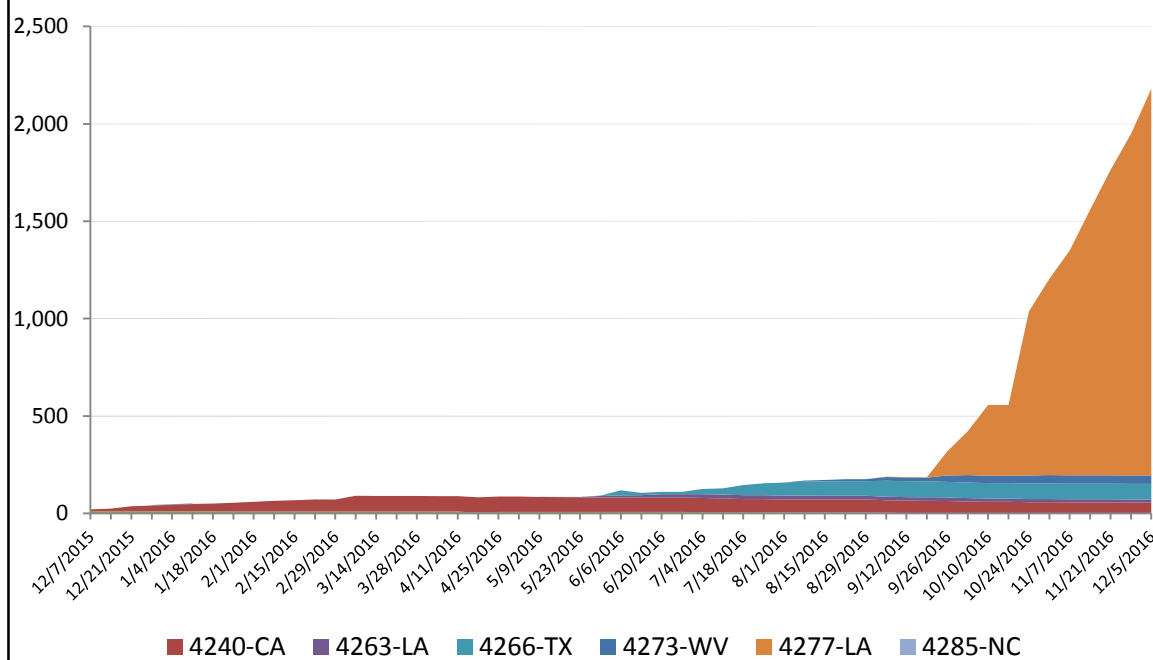
- None at this time.

Direct Housing

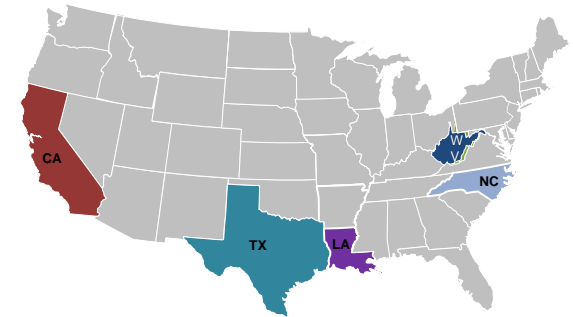


Total Households in FEMA Direct Housing per State

Past Year per Week, 12/07/2015 – 12/05/2016, There are currently **2,182** Households Occupying **2,182** Temporary Units



DR	IA Declaration Date	Program End Date	Current # of Households in Direct Housing (Weekly Change)
4240-CA	9/22/2015	3/22/2017	56
4263-LA	3/13/2016	9/13/2017	16
4266-TX	3/19/2016	9/19/2017	80
4273-WV	6/25/2016	12/26/2017	42 (-1)
4277-LA	8/14/2016	2/14/2018	1,986 (+234)
4285-NC	10/10/2016	4/10/2018	2



States with Currently Occupied Units

NPSC Activity

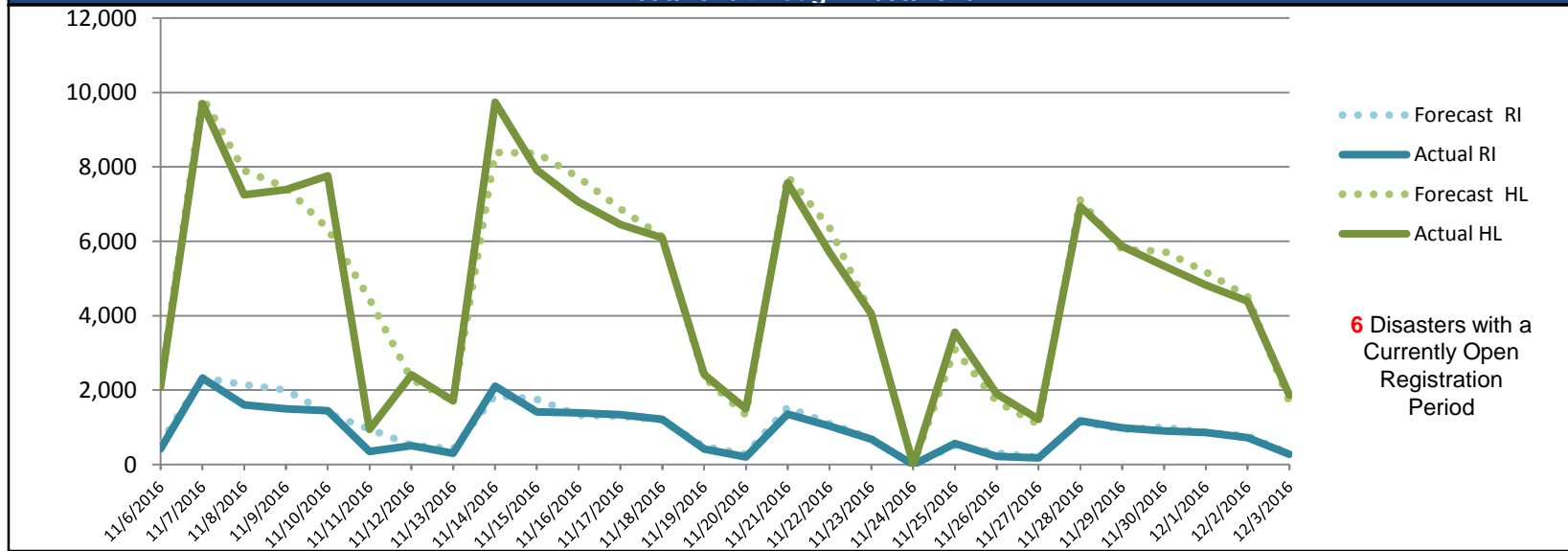


FEMA

NPSC Call Activity in the Past Week 11/27/2016 through 12/03/2016

Call Type	Projected Calls	Actual Calls	Average Speed of Answer	Maximum Delay Time
Registration Intake:	5,203	5,106	:15	8:42
Helpline:	31,079	30,437	:12	12:08
Combined:	36,282	35,543	:12	12:08

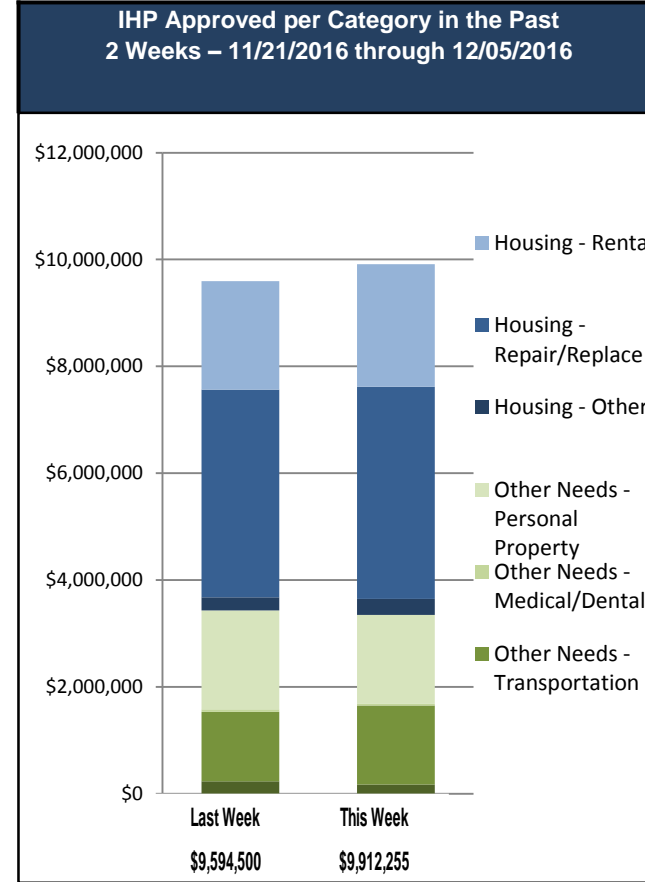
NPSC Call Forecasting and Actual Calls Over the Past 4 Weeks 11/06/2016 through 12/03/2016



Individual Assistance Activity



	Individuals and Households Program Activity As Of: 12/5/16				
	In Past 7 Days		Cumulative		
	Applicants Approved	Amount Approved	Applicants Approved	Amount Approved	
Open Registration Period	4280-FL Declared 09-28-2016 End Of Reg Period 11-28-2016				
	Housing Assistance	61	\$142,170.66	1,629	\$6,211,960.67
	Other Needs Assistance	58	\$119,574.39	851	\$1,671,713.76
	Total IHP	\$261,745.05	\$7,883,674.43		
	Average IHP		\$4,119		
	Total Max Grants		2		
Open Registration Period	4283-FL Declared 10-08-2016 End Of Reg Period 12-16-2016				
	Housing Assistance	212	\$457,091.88	4,843	\$14,445,524.01
	Other Needs Assistance	111	\$142,052.55	2,187	\$2,427,776.66
	Total IHP	\$599,144.43	\$16,873,300.67		
	Average IHP		\$2,870		
	Total Max Grants		11		
Open Registration Period	4284-GA Declared 10-08-2016 End Of Reg Period 12-16-2016				
	Housing Assistance	60	\$115,699.33	1,334	\$4,455,287.92
	Other Needs Assistance	44	\$38,319.65	887	\$1,083,551.85
	Total IHP	\$154,018.98	\$5,538,839.77		
	Average IHP		\$3,058		
	Total Max Grants		15		
Open Registration Period	4285-NC Declared 10-10-2016 End Of Reg Period 01-09-2017				
	Housing Assistance	652	\$1,524,518.28	17,608	\$56,863,060.71
	Other Needs Assistance	370	\$841,234.68	16,937	\$24,343,079.13
	Total IHP	\$2,365,752.96	\$81,206,139.84		
	Average IHP		\$3,018		
	Total Max Grants		125		
Open Registration Period	4286-SC Declared 10-11-2016 End Of Reg Period 12-13-2016				
	Housing Assistance	337	\$882,504.23	8,123	\$27,714,361.56
	Other Needs Assistance	154	\$228,768.55	4,604	\$5,792,025.35
	Total IHP	\$1,111,272.78	\$33,506,386.91		
	Average IHP		\$3,190		
	Total Max Grants		47		
Open Registration Period	4290-MN Declared 11-02-2016 End Of Reg Period 01-30-2017				
	Housing Assistance	40	\$201,181.03	40	\$201,181.03
	Other Needs Assistance	8	\$6,693.97	8	\$6,693.97
	Total IHP	\$207,875.00	\$207,875.00		
	Average IHP		\$4,949		
	Total Max Grants		0		
Open Registration Period	4291-VA Declared 11-02-2016 End Of Reg Period 01-03-2017				
	Housing Assistance	215	\$626,776.29	1,716	\$6,395,450.02
	Other Needs Assistance	114	\$222,841.11	605	\$994,007.76
	Total IHP	\$849,617.40	\$7,389,457.78		
	Average IHP		\$3,992		
	Total Max Grants		4		
Other IHP Active	11 Declarations IHP Programmatically Open - Closed Registration *				
	Housing Assistance	751	\$2,613,035.21		
	Other Needs Assistance	479	\$1,749,793.44		
	Total IHP	\$4,362,828.65			
	Total IHP Approved in Past Week		\$9,912,255.25		





FEMA

FEMA's mission is to support our citizens and first responders to ensure that as a nation we work together to build, sustain, and improve our capability to prepare for, protect against, respond to, recover from, and mitigate all hazards.