



FEMA

Daily Operations Briefing

Monday, December 5, 2016

8:30 a.m. EST

Significant Activity – Dec 2-5



FEMA

Significant Events: None

Significant Weather:

- Flash Flooding possible – Southern Plains to the Tennessee Valley/Lower Mississippi Valley and Southeast
- Severe Thunderstorms possible – Lower Mississippi Valley to Southeast
- Rain and Thunderstorms – Southern Plains to Southeast and Mid-Atlantic
- Heavy Snow possible – Pacific Northwest, Northern Plains and Upper Mississippi Valley
- Space Weather – Past 24 hours – none; next 24 hours – none

Tropical Activity: No activity affecting U.S. territories

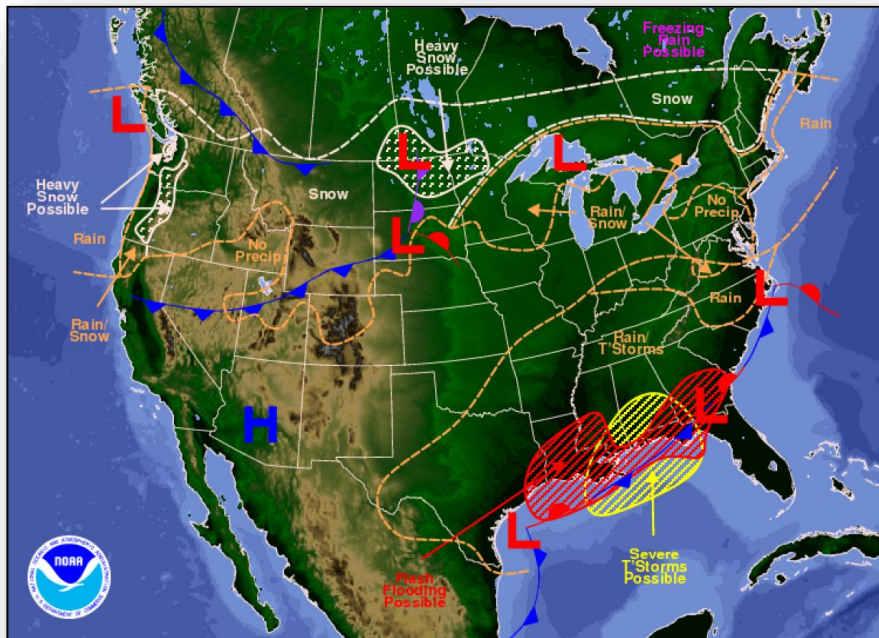
Earthquake Activity: No significant activity affecting U.S. interests

Declaration Activity: Major Disaster Declaration approved - PA

National Weather Forecast

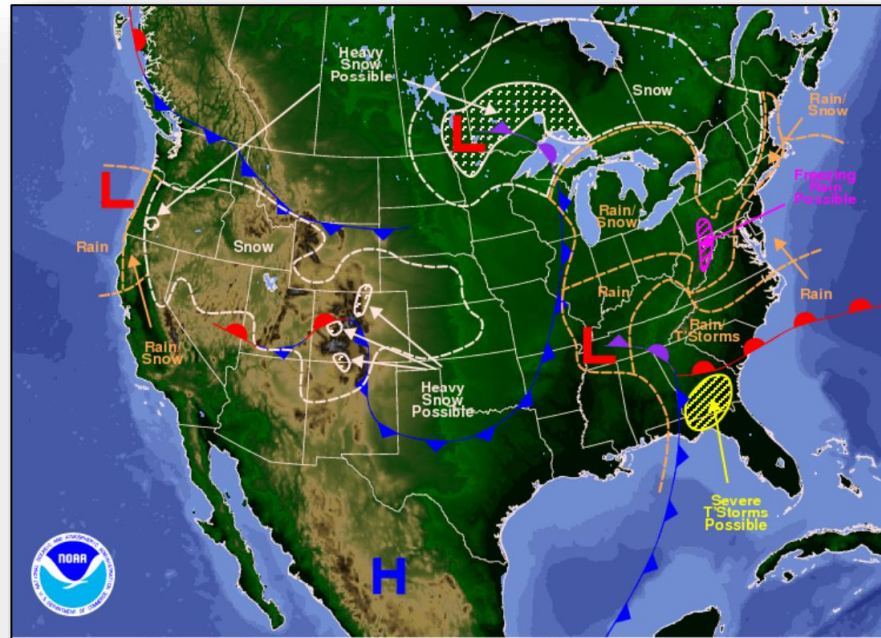


FEMA



Weather Forecast for Mon, Dec 05, 2016, issued 4:46 AM EST
DOC/NOAA/NWS/NCEP/Weather Prediction Center
Prepared by McCreynolds based on WPC, SPC and NHC forecasts

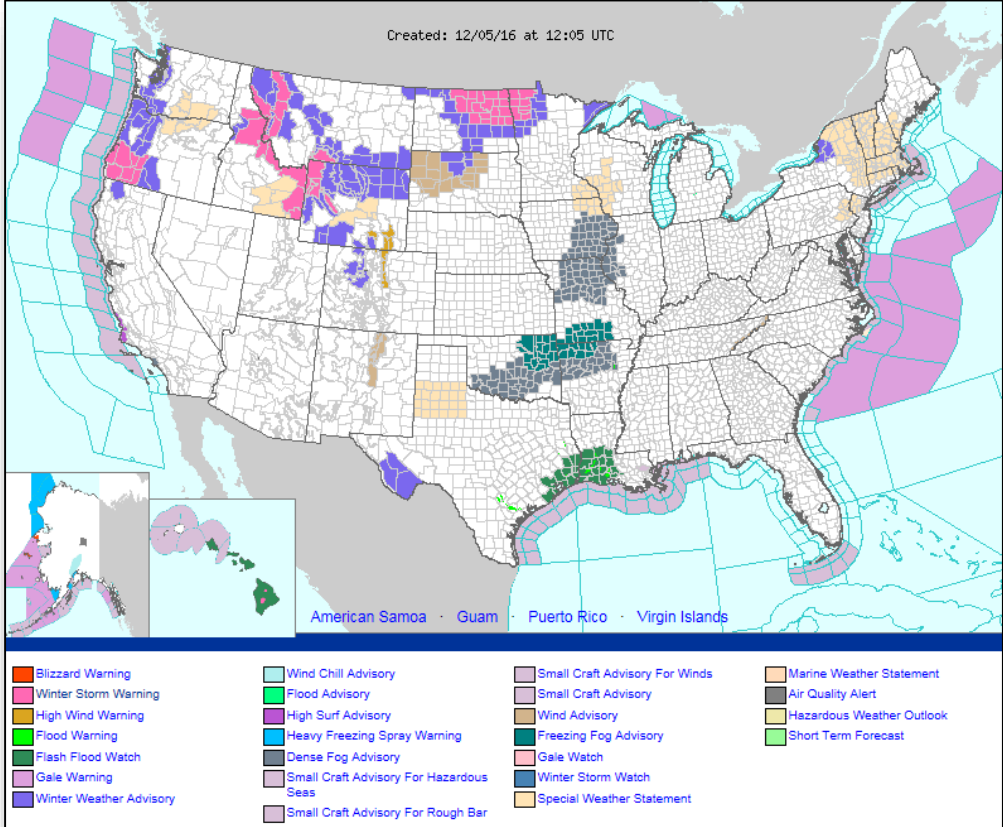
Today



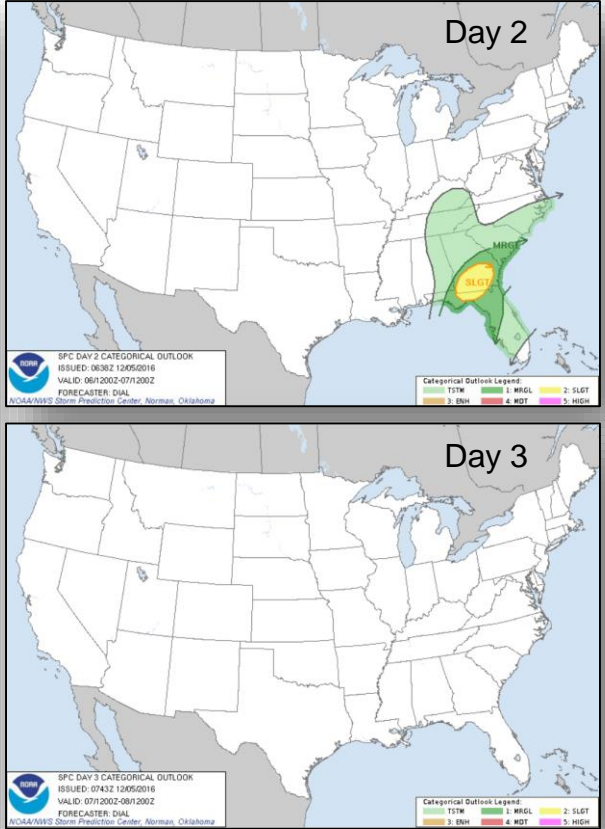
Weather Forecast for Tue, Dec 06, 2016, issued 4:56 AM EST Mon, Dec 05, 2016
DOC/NOAA/NWS/NCEP/Weather Prediction Center
Prepared by McCreynolds based on WPC, SPC and NHC forecasts

Tomorrow

Active Watches and Warnings



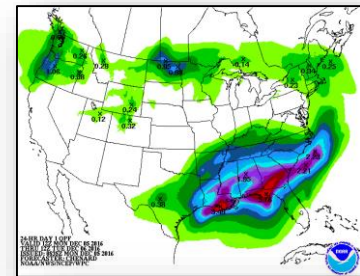
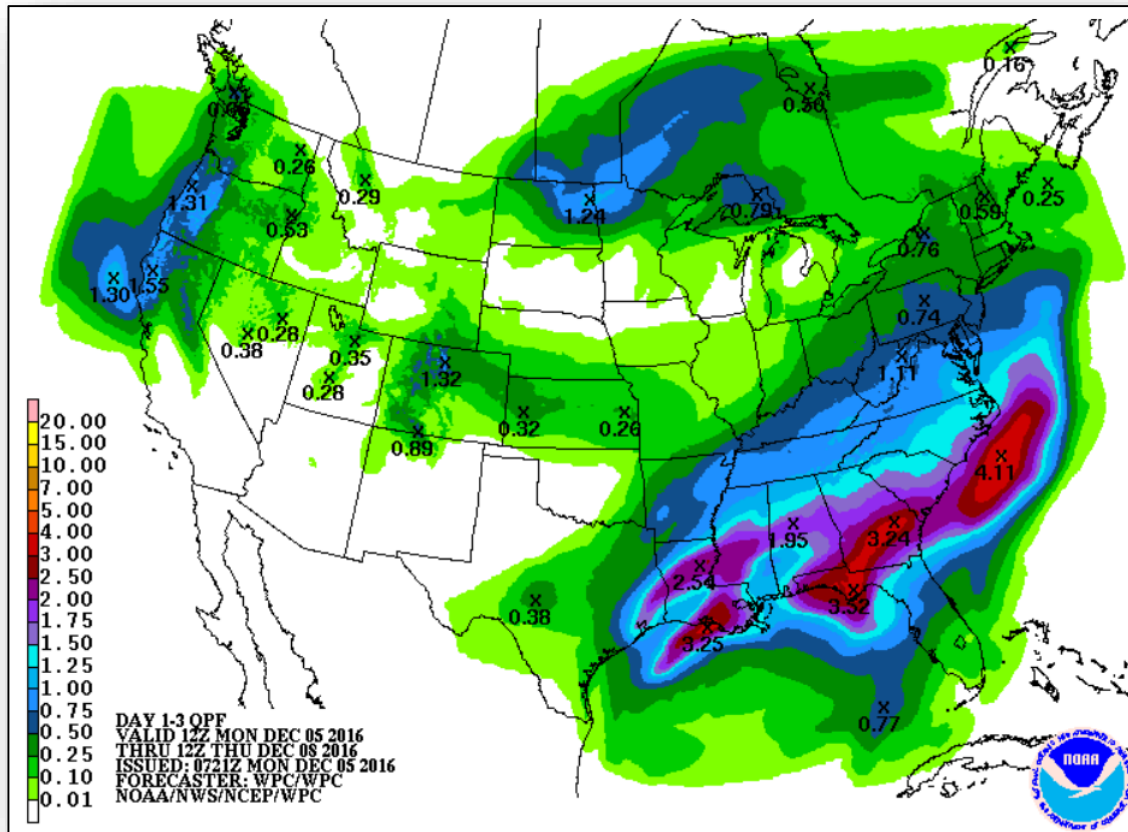
Severe Weather Outlook – Days 1-3



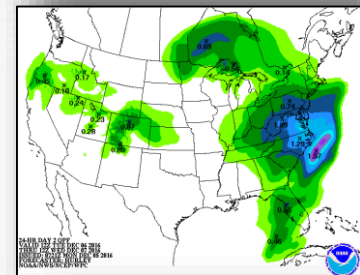
Precipitation Forecast – Days 1-3



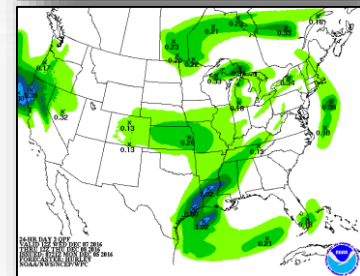
FEMA



Day 1



Day 2

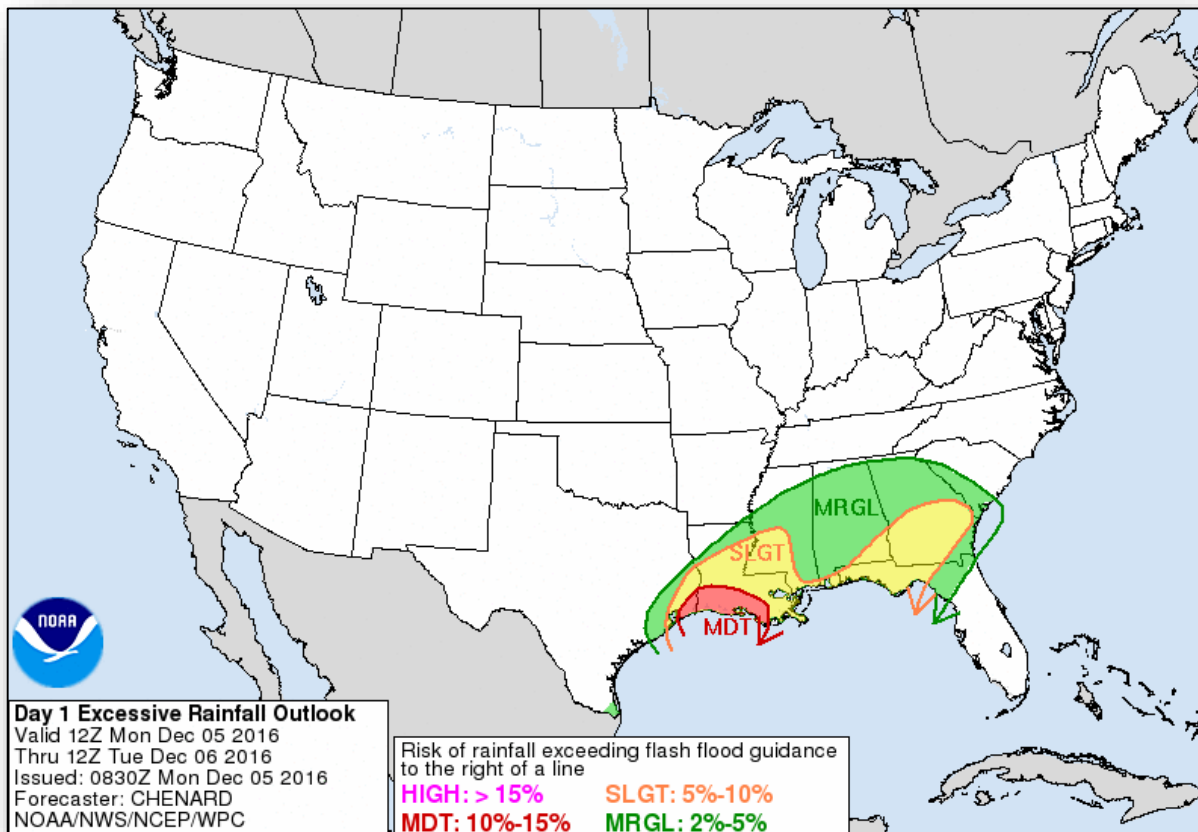


Day 3

Flash Flood Potential



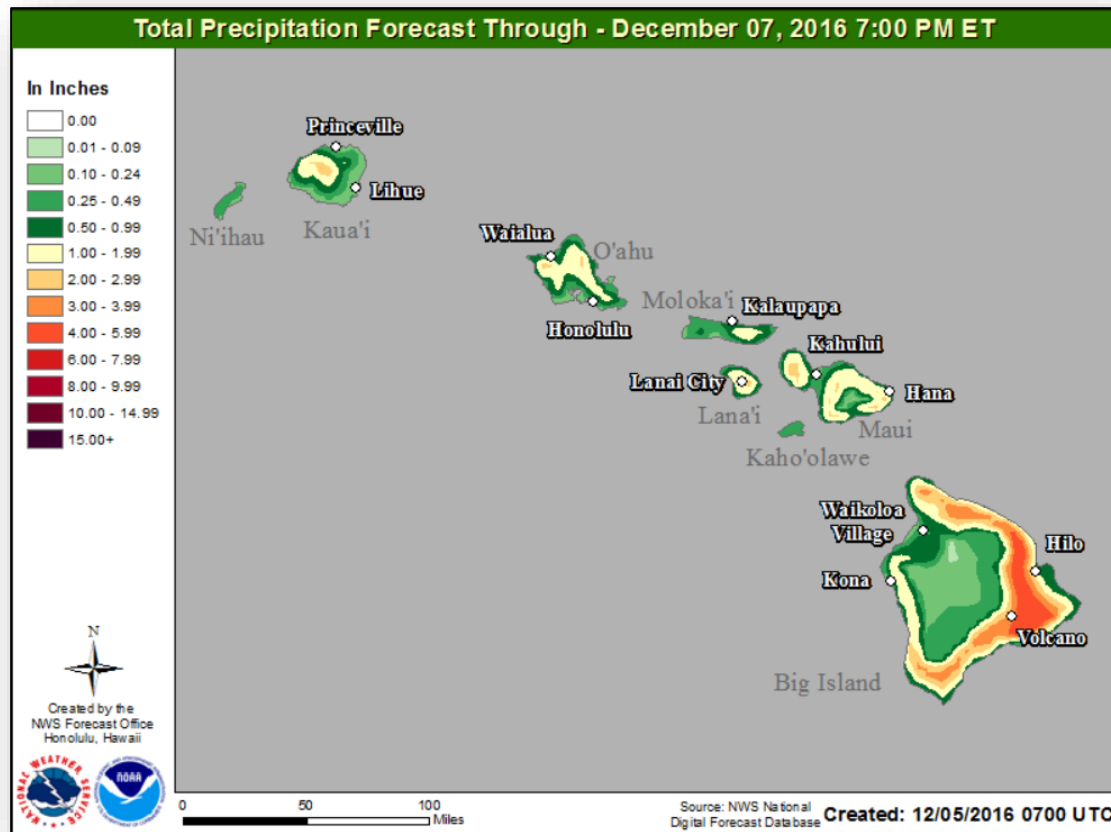
FEMA



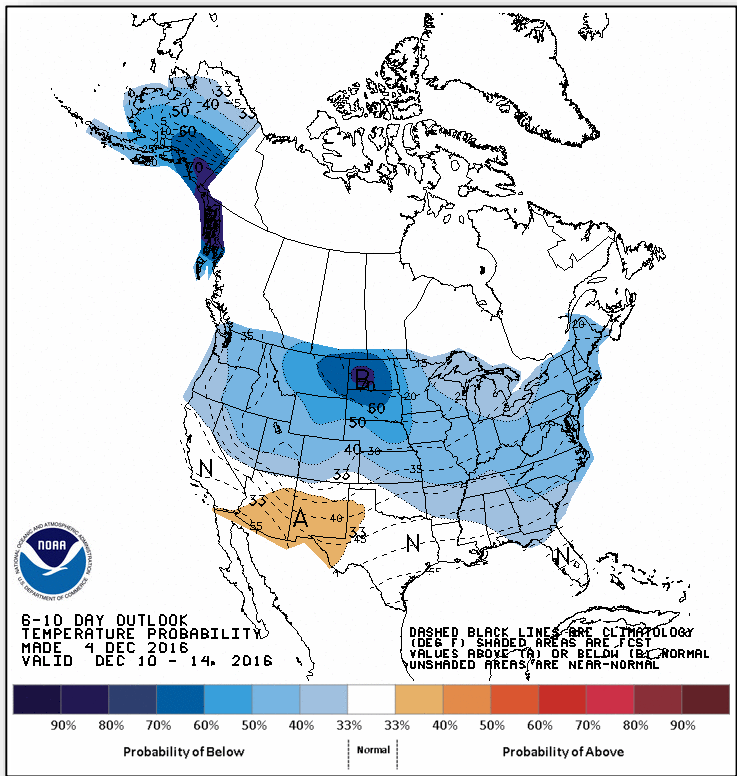
Precipitation Forecast - Hawaii



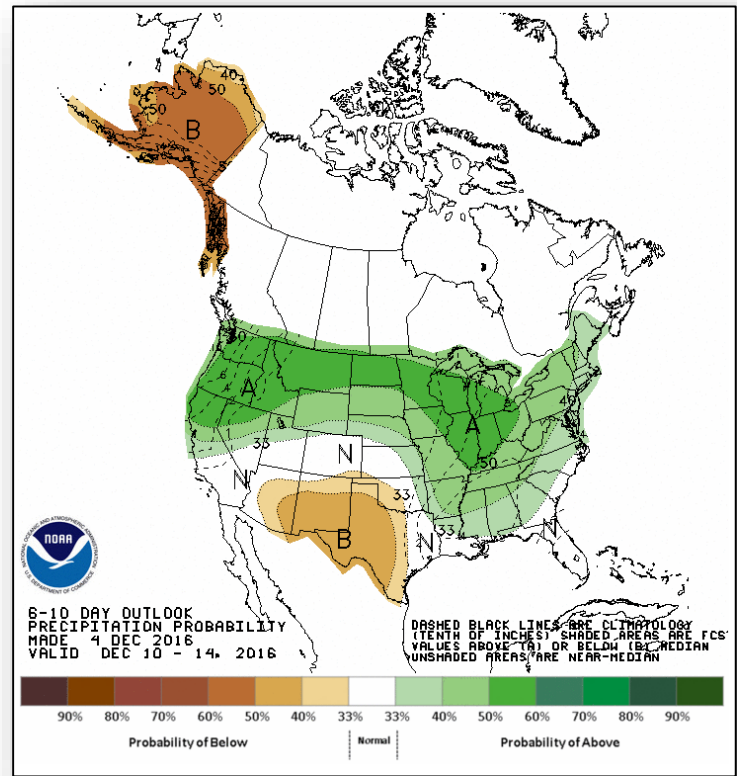
FEMA



6-10 Day Outlooks



6 - 10 Day Temperature Probability



6 - 10 Day Precipitation Probability

Wildfire Summary



FEMA

Fire Name (Counties)	FMAG # (Approved Date)	Acres Burned	Percent Contained	Evacuations (Residents)	Structures			Fatalities / Injuries
					Threatened	Damaged	Destroyed	
Tennessee (1)								
Chimney Tops 2 (Sevier)	5167-FM-TN Nov 28, 2016	17,006	42% (+4)	Mandatory 15,000	0	162 (150 homes)	1,399 (1,370 homes)	14 / 134

- Two shelters open with 154 occupants *(ARC Midnight Shelter Count as of 4:32 am EST)*
- Gatlinburg
 - Mandatory evacuations remain in effect
 - Curfew in effect from 6:00 p.m. to 6:00 a.m.
- Pigeon Forge
 - Evacuations lifted



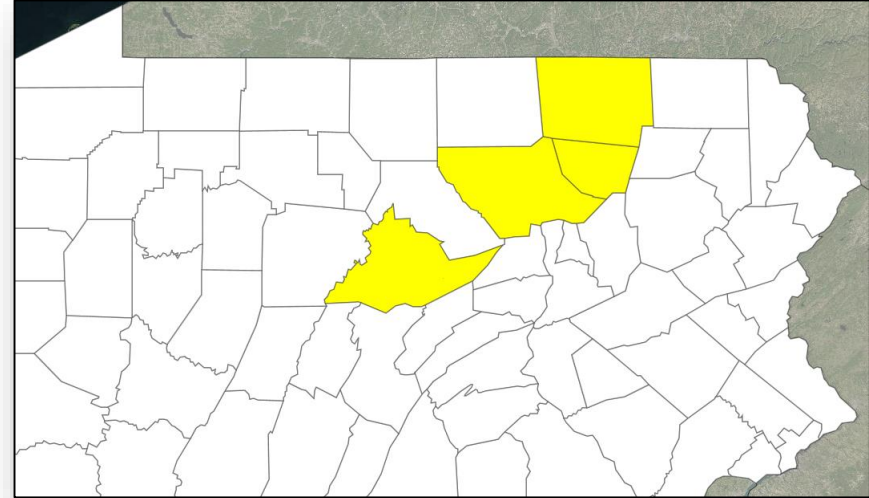
Major Disaster Declaration Approved - PA



FEMA

FEMA-4292-DR-PA

- Major Disaster Declaration was approved on December 2, 2016 for the Commonwealth of Pennsylvania
- For severe storms and flooding during the period of October 20-21, 2016
- Provides:
 - Public Assistance for four counties
 - Hazard Mitigation for the entire Commonwealth
- FCO is Steven S. Ward



Disaster Requests & Declarations



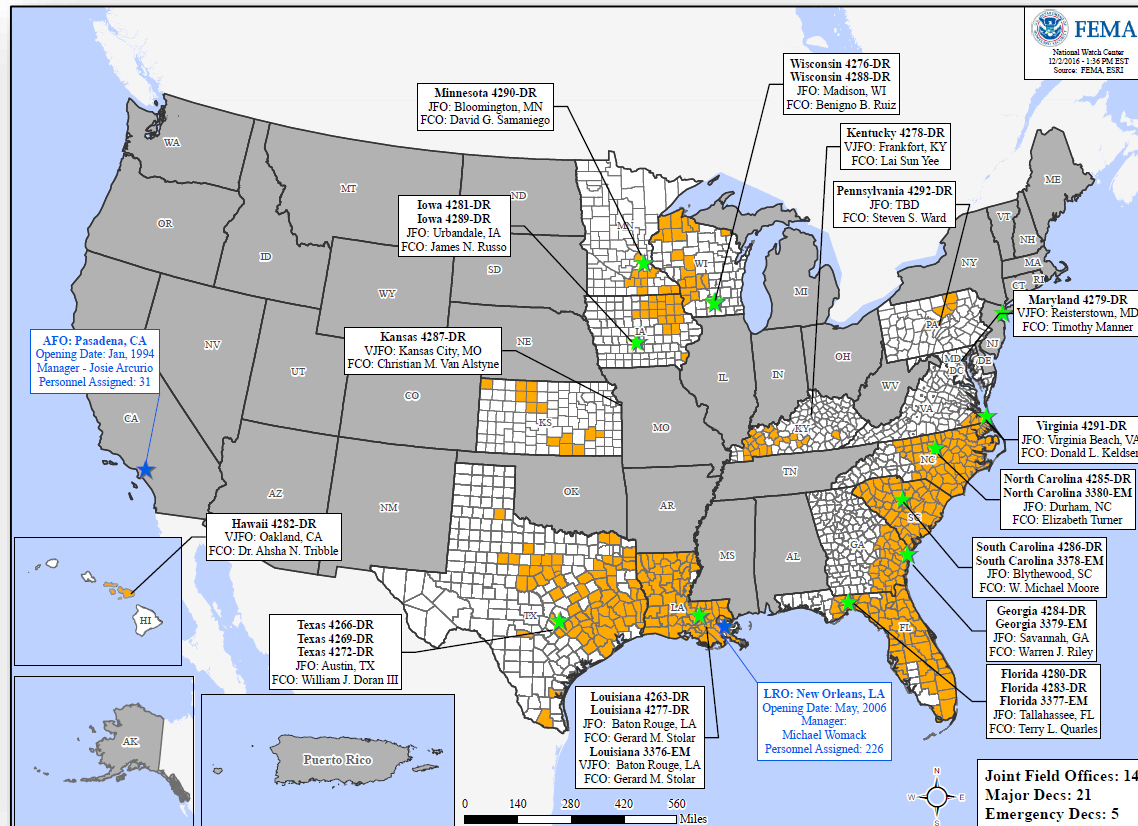
FEMA

Declaration Requests in Process		Requests APPROVED (since last report)	Requests DENIED (since last report)
0	Date Requested	1	0
PA – DR Severe Storms and Flooding	November 17, 2016	Declared December 2, 2016	

Open Field Offices



FEMA



Readiness – Deployable Teams and Assets



FEMA

Resource	Status	Total	FMC Available		Partially Available	Not Available	Detailed, Deployed, Activated	Comments	Rating Criteria																
National IMAT		3	2	66%	0	0	1	East 2 to LA (DR-4277)	<ul style="list-style-type: none">• Green: 3 available• Yellow: 1-2 available• Red: 0 avail (<i>Individual N-IMAT red if 50% of Section Chiefs and / or Team Leader is unavailable for deployment.</i>)																
Regional IMAT		13	8	62%	0	0	5	<u>Deployed:</u> Region III to VA (DR-4291) Region IV-1 to NC (DR-4285) Region IV-2 to FL (DR-4280/4283) Region V to MN (DR-4290) Region VII to IA (DR-4281)	<ul style="list-style-type: none">• Green: >6 teams available• Yellow: 4 - 6 teams available• Red: < 4 teams available <i>R-IMAT also red if TL Ops / Log Chief is unavailable & has no qualified replacement</i>																
FCO		34	8	24%	0	1	25		OCD Readiness: <table><tr><td>FCO</td><td>Green</td><td>Yellow</td><td>Red</td></tr><tr><td>Type 1</td><td>3+</td><td>2</td><td>1</td></tr><tr><td>Type 2</td><td>4+</td><td>3</td><td>2</td></tr><tr><td>Type 3</td><td>4+</td><td>3</td><td>2</td></tr></table>	FCO	Green	Yellow	Red	Type 1	3+	2	1	Type 2	4+	3	2	Type 3	4+	3	2
FCO	Green	Yellow	Red																						
Type 1	3+	2	1																						
Type 2	4+	3	2																						
Type 3	4+	3	2																						
FDRC		11	3	27%	0	2	6		<table><tr><td><u>FDRC</u></td><td>3</td><td>2</td><td>1</td></tr></table>	<u>FDRC</u>	3	2	1												
<u>FDRC</u>	3	2	1																						
US&R		28	28	100%	0	0	0		<ul style="list-style-type: none">• Green = Available / FMC• Yellow = Available / PMC• Red = Out-of-Service• Blue = Assigned / Deployed																
MERS		18	18	100%	0	0	0		<ul style="list-style-type: none">• Green = >66% available• Yellow = 33% to 66% available• Red = <33% available																

Readiness – National and Regional Teams



FEMA

Resource	Status	Total	FMC Available		Partially Available	Not Available	Status	Comments	Rating Criteria
NWC		5	5	100%	0	0	Watch / Steady State		<ul style="list-style-type: none"> • Green = FMC • Yellow = PMC • Red = NMC
NRCC		2	2	100%	0	0	Not Activated		
HLT		1	1	100%	0	0	Not Activated		
RRCCs		10	10	100%	0	0	Not Activated		
RWCs/MOCs		10	10	100%	0	0	Watch / Steady State		



FEMA

FEMA's mission is to support our citizens and first responders to ensure that as a nation we work together to build, sustain, and improve our capability to prepare for, protect against, respond to, recover from, and mitigate all hazards.