



FEMA

Daily Operations Briefing

Friday, December 2, 2016

8:30 a.m. EST

Significant Activity – Dec 1-2



Significant Events: None

Significant Weather:

- Flash flooding possible – southeast TX
- Rain – Pacific Northwest, Southwest to Lower Mississippi Valley, southern FL
- Rain and snow – Great Lakes to Central Appalachians and Northeast
- Snow – Northern Intermountain to Northern/Central Rockies and Central Great Basin; Southwest to Southern/Central Plains
- Red Flag Warnings – CA
- Critical/Elevated Fire Weather areas – southern CA
- Space Weather – Past 24 hours – none; next 24 hours – none

Tropical Activity: No activity affecting U.S. territories

Earthquake Activity: No significant activity

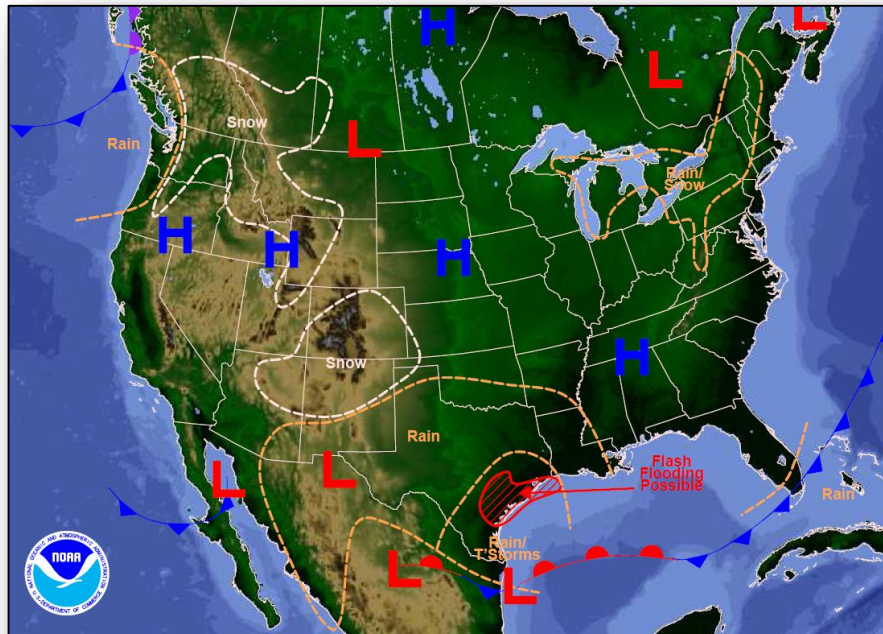
Declaration Activity:

- Amendment No. 1 to FEMA-4206-DR for the Soboba Band of Luiseno Indians

National Weather Forecast

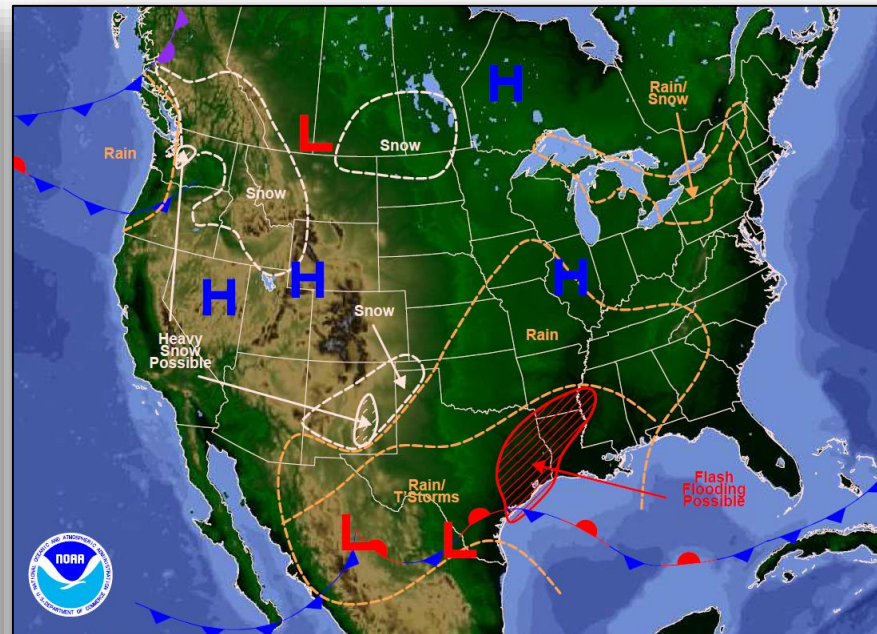


FEMA



Weather Forecast for Fri, Dec 02, 2016, issued 3:50 AM EST
DOC/NOAA/NWS/NCEP/Weather Prediction Center
Prepared by Krekeler based on WPC, SPC and NHC forecasts

Today



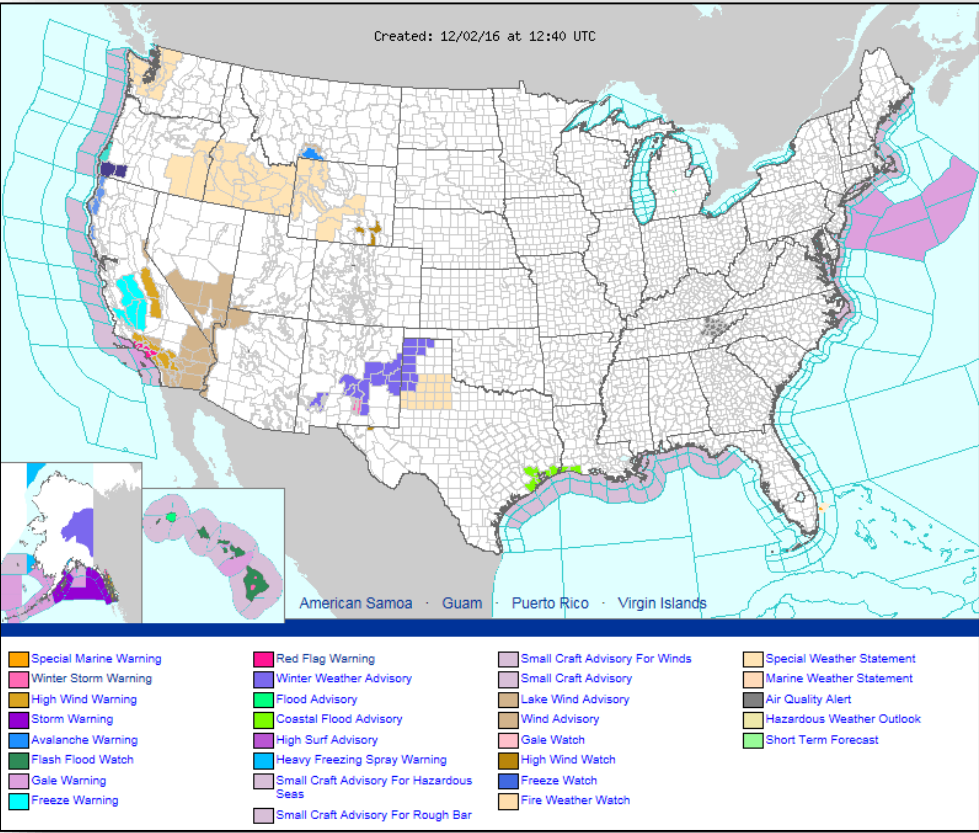
Weather Forecast for Sat, Dec 03, 2016, issued 3:56 AM EST Fri, Dec 02, 2016
DOC/NOAA/NWS/NCEP/Weather Prediction Center
Prepared by Krekeler based on WPC, SPC and NHC forecasts

Tomorrow

Active Watches and Warnings



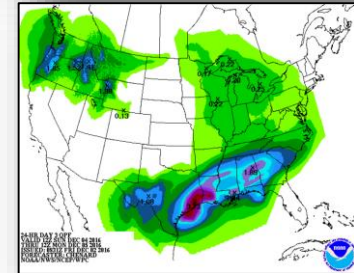
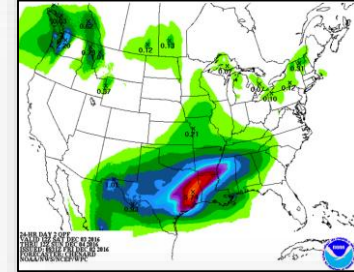
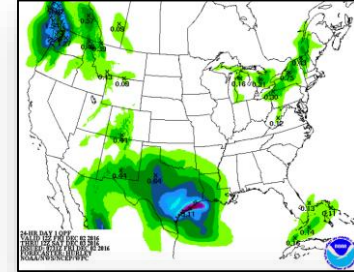
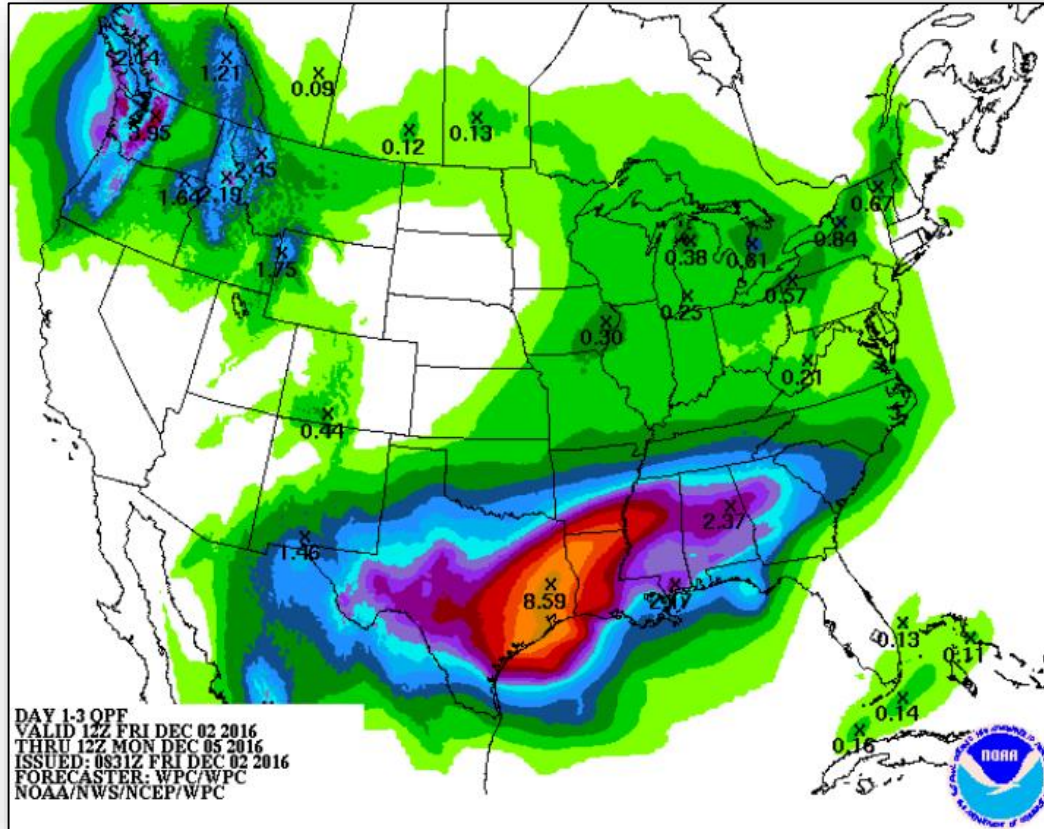
FEMA



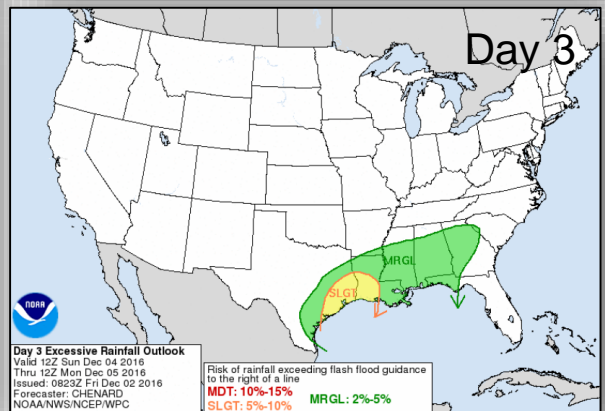
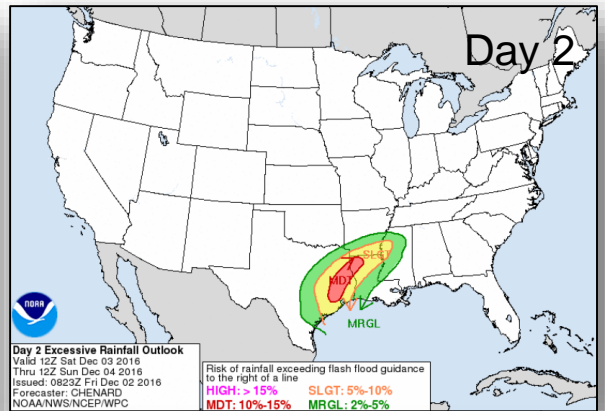
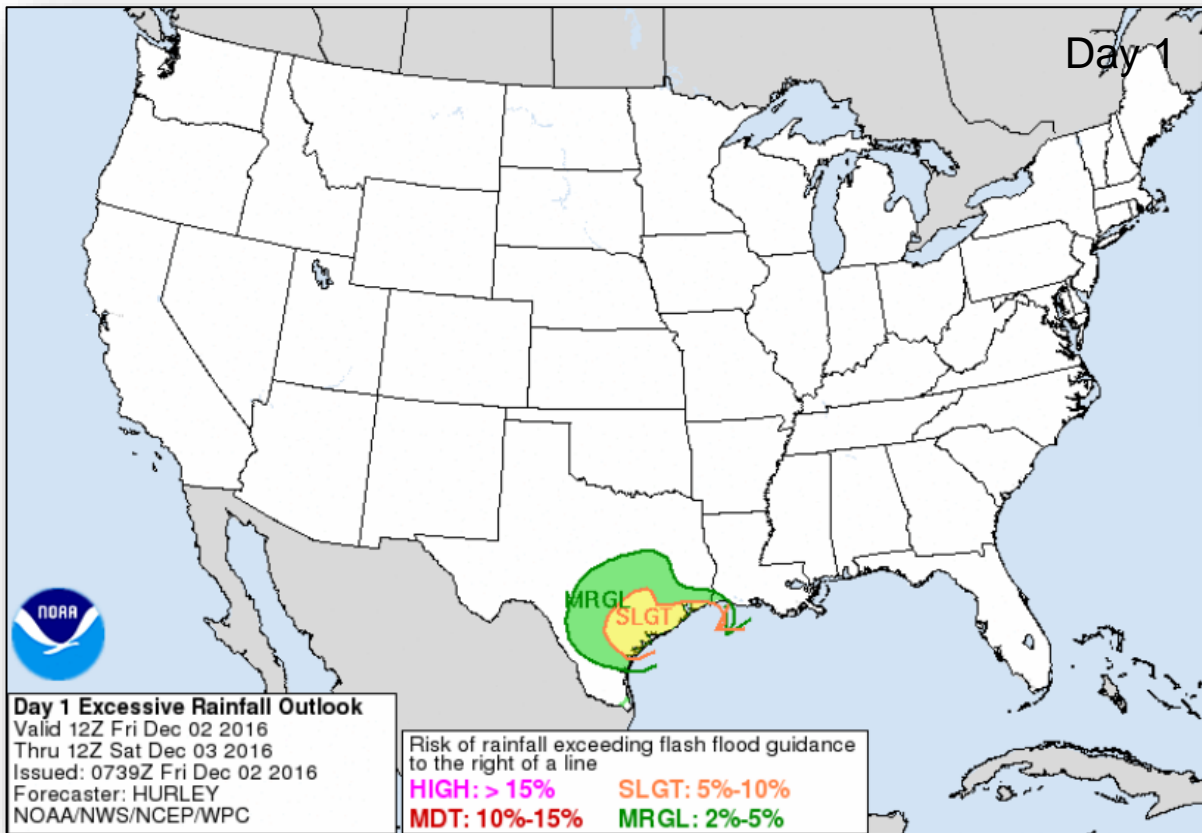
Precipitation Forecast – Days 1-3



FEMA



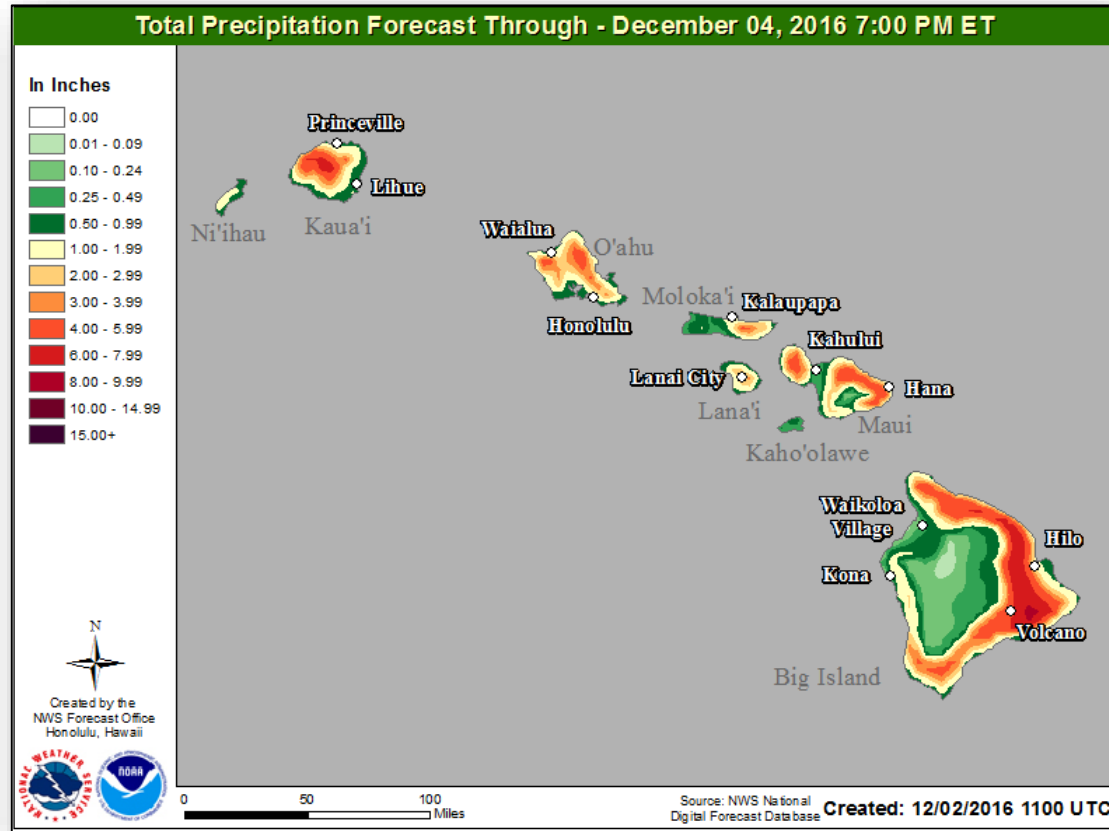
Flash Flood Potential – Days 1-3



Precipitation Forecast - Hawaii



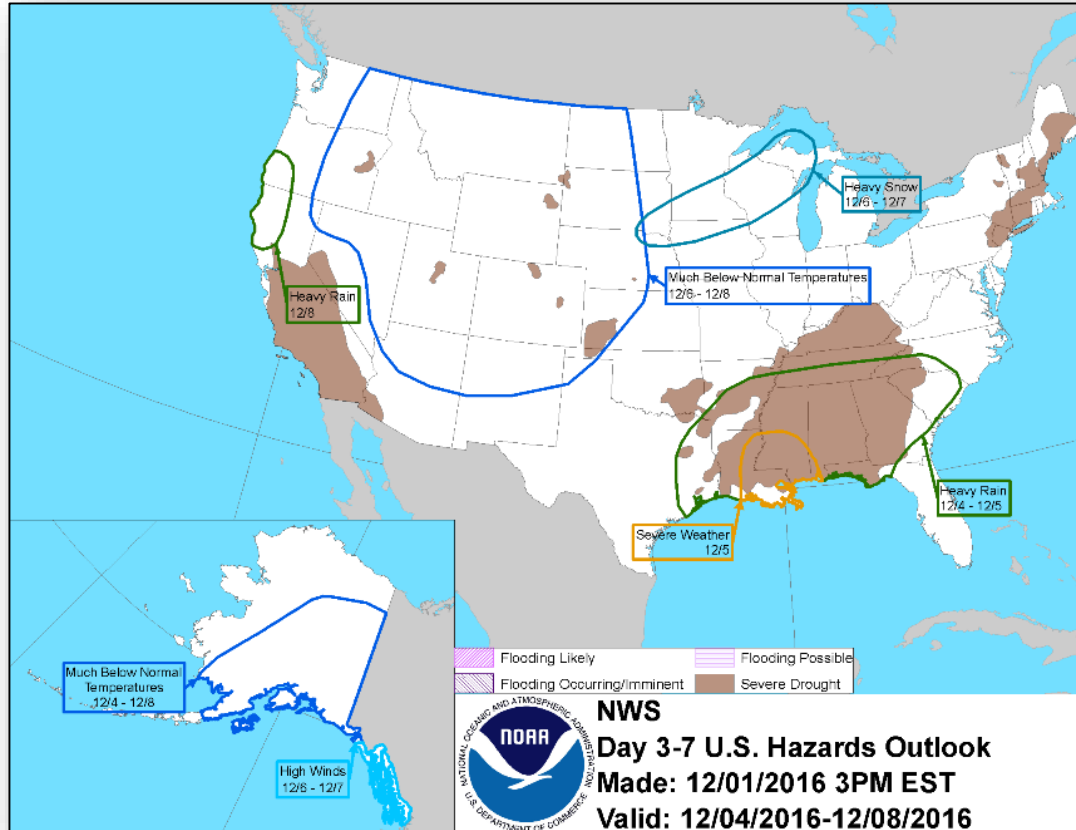
FEMA



Hazards Outlook – Dec 4 - 8



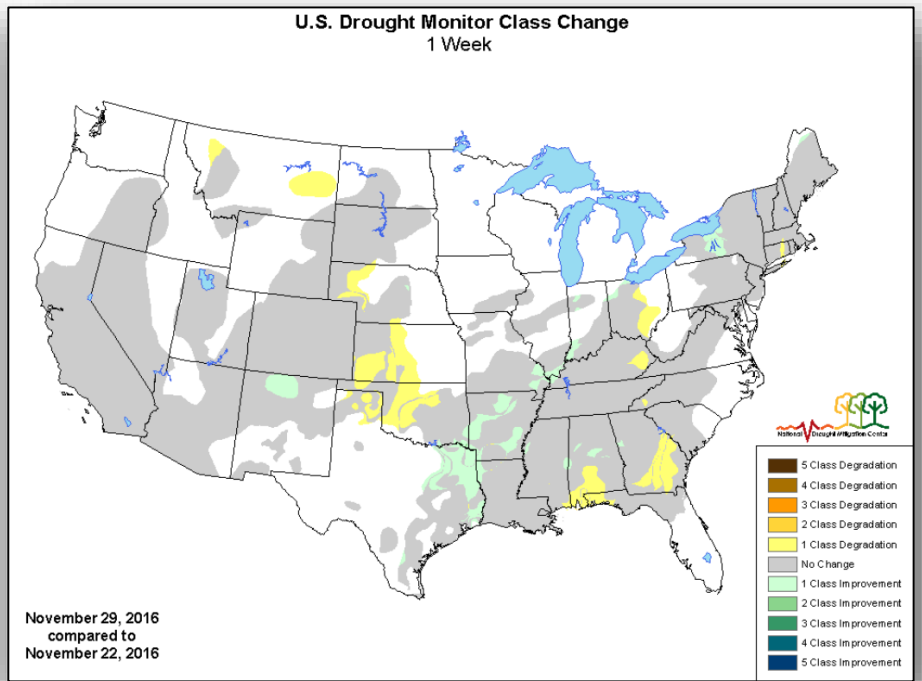
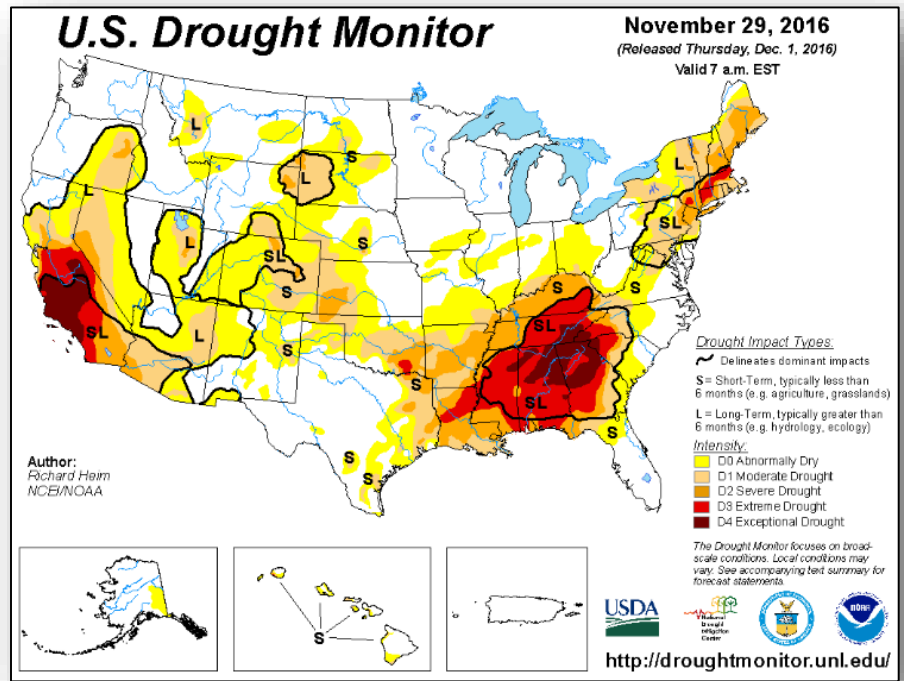
FEMA



U.S. Drought Monitor



FEMA



Wildfire Summary



FEMA

Fire Name (Counties)	FMAG # (Approved Date)	Acres Burned	Percent Contained	Evacuations (Residents)	Structures			Fatalities / Injuries
					Threatened	Damaged	Destroyed	
Tennessee (1)								
Chimney Tops 2 Fire (Sevier)	5167-FM-TN Nov 28, 2016	17,859 (+2,159)	100%*	Mandatory** 15,000	2,800 (1,500 homes)	Unknown	400+*	10 / 80

5 shelters open with 191 occupants (ARC Midnight Shelter Count as of 1:54 am EST)

*Media reports

**Evacuations remain in effect due to destroyed homes

Disaster Requests & Declarations



FEMA

Declaration Requests in Process		Requests APPROVED (since last report)	Requests DENIED (since last report)
1	Date Requested	0	0
PA – DR Severe Storms and Flooding	November 17, 2016		

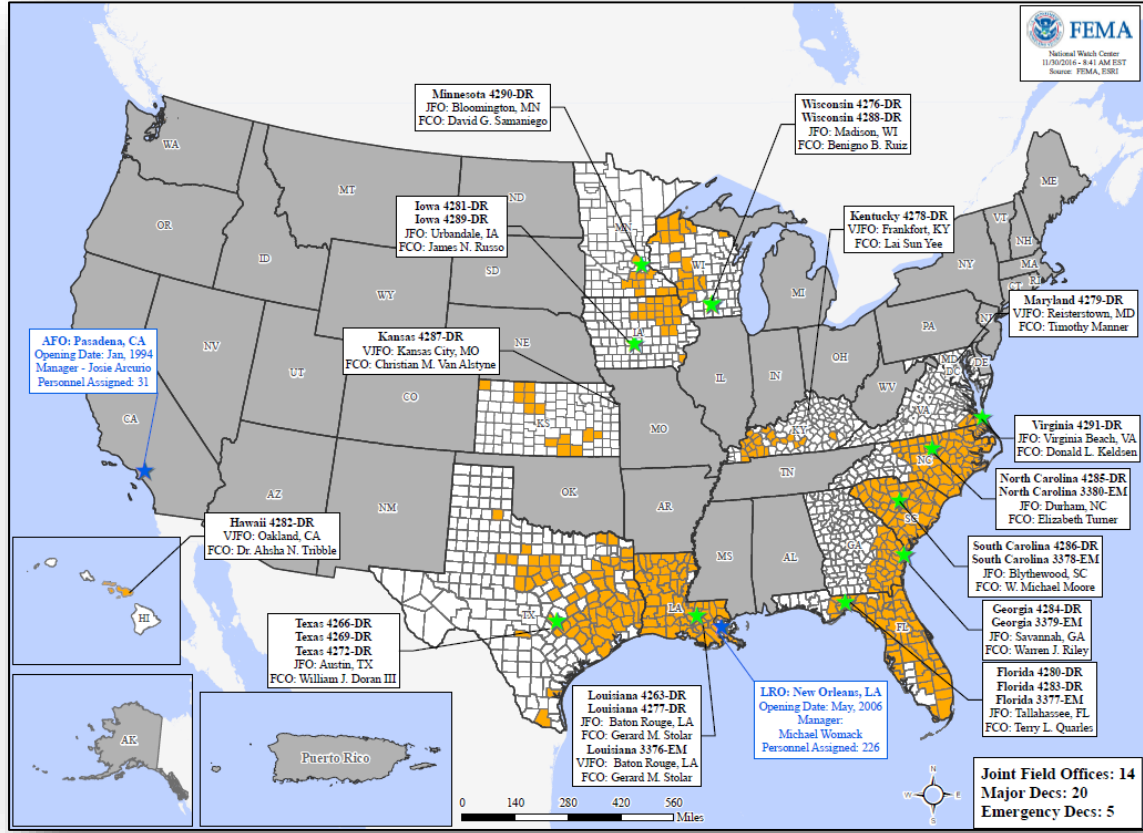
Disaster Amendments



FEMA

Amendment	Effective Date	Action
Amendment No. 1 to FEMA-4206-DR-Soboba Band of Luiseno Indians	November 30, 2016	Cost share adjustment

Open Field Offices



Readiness – Deployable Teams and Assets



FEMA

Resource	Status	Total	FMC Available		Partially Available	Not Available	Detailed, Deployed, Activated	Comments	Rating Criteria																
National IMAT	Yellow	3	2	66%	0	0	1	East 2 to LA (DR-4277)	<ul style="list-style-type: none"> Green: 3 available Yellow: 1-2 available Red: 0 avail (<i>Individual N-IMAT red if 50% of Section Chiefs and / or Team Leader is unavailable for deployment.</i>) 																
Regional IMAT	Green	13	8	62%	0	0	5	<u>Deployed:</u> Region III to VA (DR-4291) Region IV-1 to NC (DR-4285) Region IV-2 to FL (DR-4280/4283) Region V to MN (DR-4290) Region VII to IA (DR-4281)	<ul style="list-style-type: none"> Green: >6 teams available Yellow: 4 - 6 teams available Red: < 4 teams available <i>R-IMAT also red if TL Ops / Log Chief is unavailable & has no qualified replacement</i>																
FCO	Green	34	8	23%	0	1	25		OCD Readiness: <table border="1"> <thead> <tr> <th>FCO</th> <th>Green</th> <th>Yellow</th> <th>Red</th> </tr> </thead> <tbody> <tr> <td>Type 1</td> <td>3+</td> <td>2</td> <td>1</td> </tr> <tr> <td>Type 2</td> <td>4+</td> <td>3</td> <td>2</td> </tr> <tr> <td>Type 3</td> <td>4+</td> <td>3</td> <td>2</td> </tr> </tbody> </table>	FCO	Green	Yellow	Red	Type 1	3+	2	1	Type 2	4+	3	2	Type 3	4+	3	2
FCO	Green	Yellow	Red																						
Type 1	3+	2	1																						
Type 2	4+	3	2																						
Type 3	4+	3	2																						
FDRC	Green	11	3	27%	0	2	6		<table border="1"> <thead> <tr> <th>FDRC</th> <th>3</th> <th>2</th> <th>1</th> </tr> </thead> <tbody> <tr> <td></td> <td></td> <td></td> <td></td> </tr> </tbody> </table>	FDRC	3	2	1												
FDRC	3	2	1																						
US&R	Green	28	28	100%	0	0	0		<ul style="list-style-type: none"> Green = Available / FMC Yellow = Available / PMC Red = Out-of-Service Blue = Assigned / Deployed 																
MERS	Green	18	18	100%	0	0	0		<ul style="list-style-type: none"> Green = >66% available Yellow = 33% to 66% available Red = <33% available 																

Readiness – National and Regional Teams



FEMA

Resource	Status	Total	FMC Available		Partially Available	Not Available	Status	Comments	Rating Criteria
NWC	Green	5	5	100%	0	0	Watch / Steady State	<ul style="list-style-type: none"> • Green = FMC • Yellow = PMC • Red = NMC 	
NRCC	Green	2	2	100%	0	0	Not Activated		
HLT	Green	1	1	100%	0	0	Not Activated		
RRCCs	Green	10	10	100%	0	0	Not Activated		
RWCs/MOCs	Green	10	10	100%	0	0	Watch/Steady State		



FEMA

FEMA's mission is to support our citizens and first responders to ensure that as a nation we work together to build, sustain, and improve our capability to prepare for, protect against, respond to, recover from, and mitigate all hazards.