



FEMA

Daily Operations Briefing

Thursday, February 13, 2014

8:30 a.m. EST

Significant Activity: February 12 – 13



Significant Events:

- Winter Storm – Southern Plains to Mid-Atlantic

Significant Weather:

- Freezing rain – Carolinas to Northeast
- Heavy snow – Appalachians/Mid-Atlantic to Northeast; Great Lakes; Northern Intermountain and Rockies
- Red Flag Warnings: None
- Elevated Fire Weather Areas: NM and TX
- Space Weather: Past 24 hours – minor, R1 radio blackouts occurred; Next 24 hours – minor, R1 radio blackouts likely

FEMA Readiness:

- Emergency Declaration approved – South Carolina (FEMA-3369-EM-GA)
- Amendments No. 1 and 2 to FEMA-3368-EM-GA

Winter Storm – Southeast to Mid-Atlantic



Current Situation

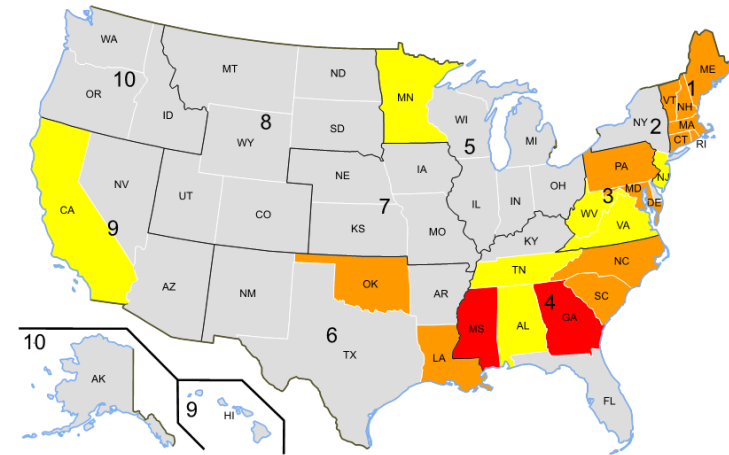
- A wintry mixture of freezing rain and heavy snow impacting Southeast and Eastern seaboard
- Accumulations of ½ to ¾ inch of ice reported across the Southeast; 9 – 14 inches of snow fell in northwest NC
- Up to 14 inches of snow has fallen across southwestern VA; 1/10 of ice possible from southern Appalachians through Mid-Atlantic by this evening

Impacts

- Numerous Government offices closed including D.C. Federal Government
- Numerous schools closed
- AMTRAK operating at modified service, with reduced frequencies of trains and some cancellations particularly areas in the Southeast
- More than 3,000 flights cancelled at major airports in U.S. - significant delays and runway closures are being reported
- Significant impacts to public transportation systems (bus and rail services)
- Snow and ice accumulation continue to impact interstates, highways, and surface streets. DOTs are aggressively treating roadways

FEMA HQ

- NRCC at Level III (Day shift only w/ ESFs 1, 3, 6, 8, 12 & 15)
- NWC at Enhanced Watch (Night shift 8:00 p.m. – 8:00 a.m.)
- ISB activated at Army Garrison Fort Gordon, Augusta, GA
- No unmet needs at this time



National Summary	
Monitoring	7
Normal Operations	35
Level II - Partial Activation	4
Level III - Monitoring	5
Partial Activation	3
Full Activation	2
Level IV - Normal Operations	1

Winter Storm – Southeast to Mid-Atlantic

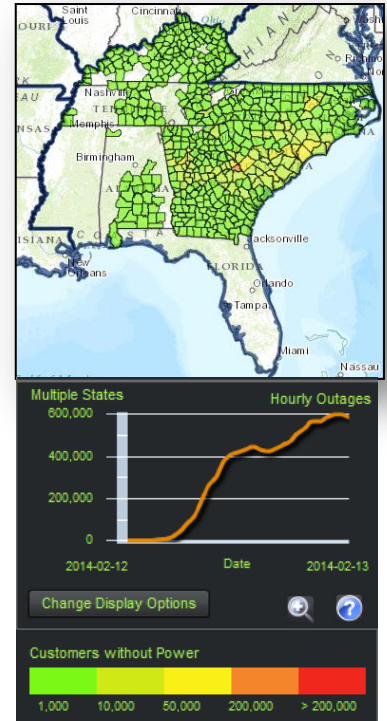


FEMA Region IV Response

- Virtual RRCC at Level III, with ESFs 1, 3, 6, 12 and DCE
 - RWC at Enhanced Watch
 - IMAT deployed to GA EOC; LNOs deployed to GA and SC EOCs
 - No identified shortfalls or unmet needs at this time
- Power Outages: 613,335 customers without power
 - (SC – 239K; GA – 267K; NC – 99K) (*Eagle-I as of 6:00 a.m. EST*)

State Response

- AL EOC at Level II (Partial Activation); GA EOC at Level I (Full Activation)
- MS EOC at Level II (Full Activation); NC EOC at Level III (Partial Activation)
- SC EOC at Level III (Partial Activation); TN EOC at Level III (Partial Activation)
- Governor declared a state of emergency in
 - GA, MS, SC, TN, NC, AL
- Shelters / Warming Shelters (WS) Status (*NSS as of 5:00 a.m.*)
 - **GA** - 28 with 129 occupants & 1 WS open with no occupants,
 - **SC** - 24 with 89 occupants, **AL** – 21 with 181 occupants,
 - **MS** – 1 with 35 occupants, **NC** – 28 with 282 occupants,
 - **TN** – 3 with no occupants 1 WS with no occupants
- National Guard Deployment
 - **AL** - 90, **NC** - 112, **SC** - 121, **GA** - 612



**Note: Customer outage data is provided by the Department of Energy's EAGLE-I system. Comprehensive National coverage of all electrical service providers is not available.*

Winter Storm – Southeast to Mid-Atlantic



Response

FEMA Region I

- RRCC not activated; RWC Watch Steady State
- MA EOC at Level II (Partial Activation)

FEMA Region II

- RRCC not activated; RWC at Level IV (Enhanced Watch)
- NJ Governor declared a state of emergency
- NY EOC at Level III (Partial Activation)
- NYC OEM at Level II (Full Activation)
- NJ ROIC is at Level II (Enhanced Operations)

FEMA Region III

- RRCC at Level III; IMAT on alert
- LNOs deployed to MD, VA and PA
- Power outage: VA – 7K (*Eagle-I as of 6:00 a.m. EST*)

State Response

- VA, MD, & PA Governors declared a State of Emergency
- VA EOC at Level II (Response Operations)
 - 3 shelters with 2 occupants (*NSS as of 5:00 a.m.*)
- MD & PA EOCs at Level II (Partial Activation)
 - PA 1 shelter open with 10 occupants (*NSS as of 5:00 a.m.*)
- WV EOC at Level II (Partial Activation);
- DE EOC at Level III (Monitoring)
- National Guard Deployment
 - **DC** - 130, **VA** – 252, & **DE** - 120

Region I



Region II



Region III



No major power outages reported for Regions I, II

Date: 2014-02-13 08:00:00

Total Customers Out in Region: 12408

Region/State: III

State	Outages	Cust.	1 Hr Max	24 Hr Max
VA	5,216	3,671,544	10,686	10,589
DC	0	258,099	0	1,973
WV	1,037	1,016,833	2,092	2,119

Show multiple states

*Note: Customer outage data is provided by the Department of Energy's EAGLE-I system. Comprehensive National coverage of all electrical service providers is not available.

FEMA Region III and IV Winter Storms

as of 02/13/2014 0830 hrs

FSA – Willow Grove					
Resource	Requirement	Ordered	Shipped	TOTAL Received	TOTAL Issued to State
Generator	95	95	95	95	0
BOM Kit	1	1	2	2	0
Fuel Tank	1	1	3	3	0

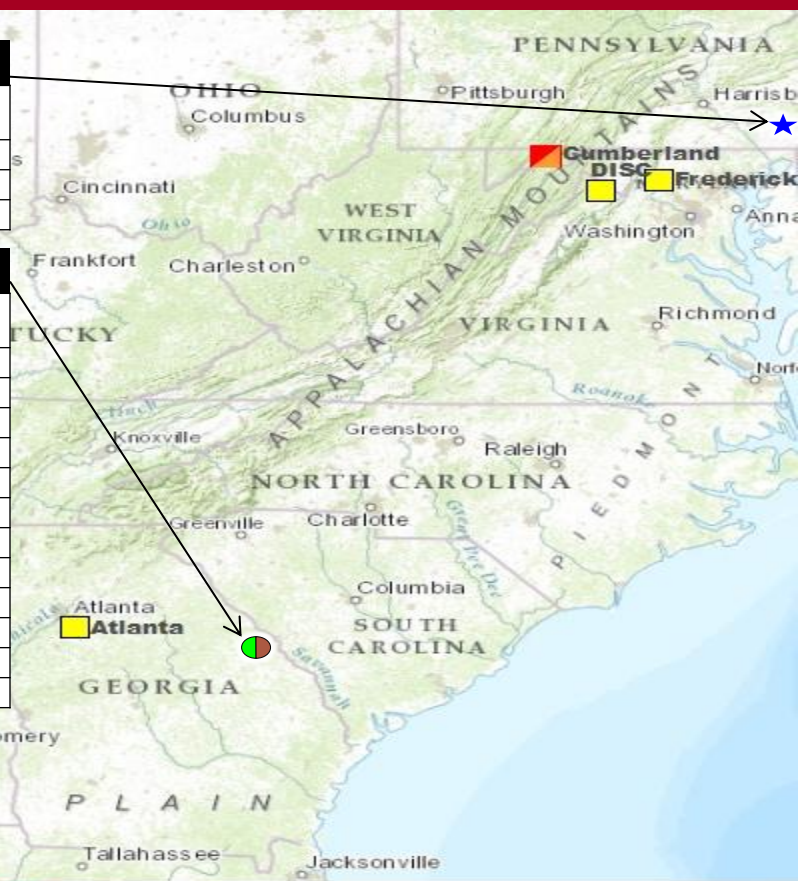
ISB – Fort Gordon					
Resource	Requirement	Ordered	Shipped	TOTAL Received	TOTAL Issued to State
Water	1,672,204	1,672,204	279,384		
Meal	1,144,752	1,144,752	249,102		
Blanket	12,984	12,984	1,920		
Cots	6,636	6,636	720		
I/T Kit	40	40			
CMS	3	3			
DME	4	4			
Tarp	2,500	2,500			
Generator	184	184	83		
BOM Kit	4	4	1		
Fuel Tank	7	7			



FACILITY LEGEND

- DC
- DC/MHU
- PPS
- PPDS
- MHU
- IOF
- JFO
- ISB
- FSA
- FSA (pot)
- ICSA
- BSI
- State W/rrse
- LSA
- NGLSB
- POD

0 35 70 140 Miles

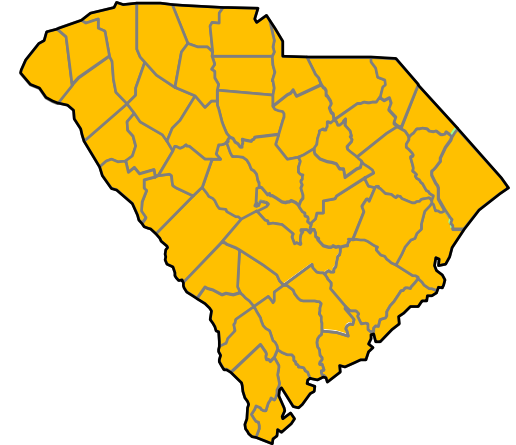


Emergency Declaration Approved – South Carolina



FEMA-3369-EM-SC

- Declared February 12, 2014 for the State of South Carolina
- For severe winter storm that occurred on February 10, 2014 and continuing
- Provides emergency protective measures (Category B), limited to direct federal assistance under the Public Assistance program at 75 percent federal funding for all counties in the State of South Carolina
- FCO is Joe M. Girot



 = Requested counties

Public Assistance Categories

A	B	C	D	E	F	G
Debris Removal	Emergency Protective Measures	Road Systems & Bridges	Water Control Facilities	Public Buildings & Contents	Public Utilities	Parks, Recreational, & Other

Disaster Requests & Declarations



Declaration Requests in Process		Requests APPROVED (since last report)	Requests DENIED (since last report)
0	Date Requested	1	
SC – EM Severe Winter Storm	February 10, 2014	Declared February 12, 2014	

Disaster Amendments



Amendment	Effective Date	Action
Amendment No. 1 FEMA-3368-EM-GA	February 12, 2014	Adds 44 Counties for emergency protective measures (Category B), Public Assistance
Amendment No. 2 FEMA-3368-EM-GA	February 12, 2014	Adds 2 Counties for emergency protective measures (Category B), Public Assistance

Public Assistance Categories

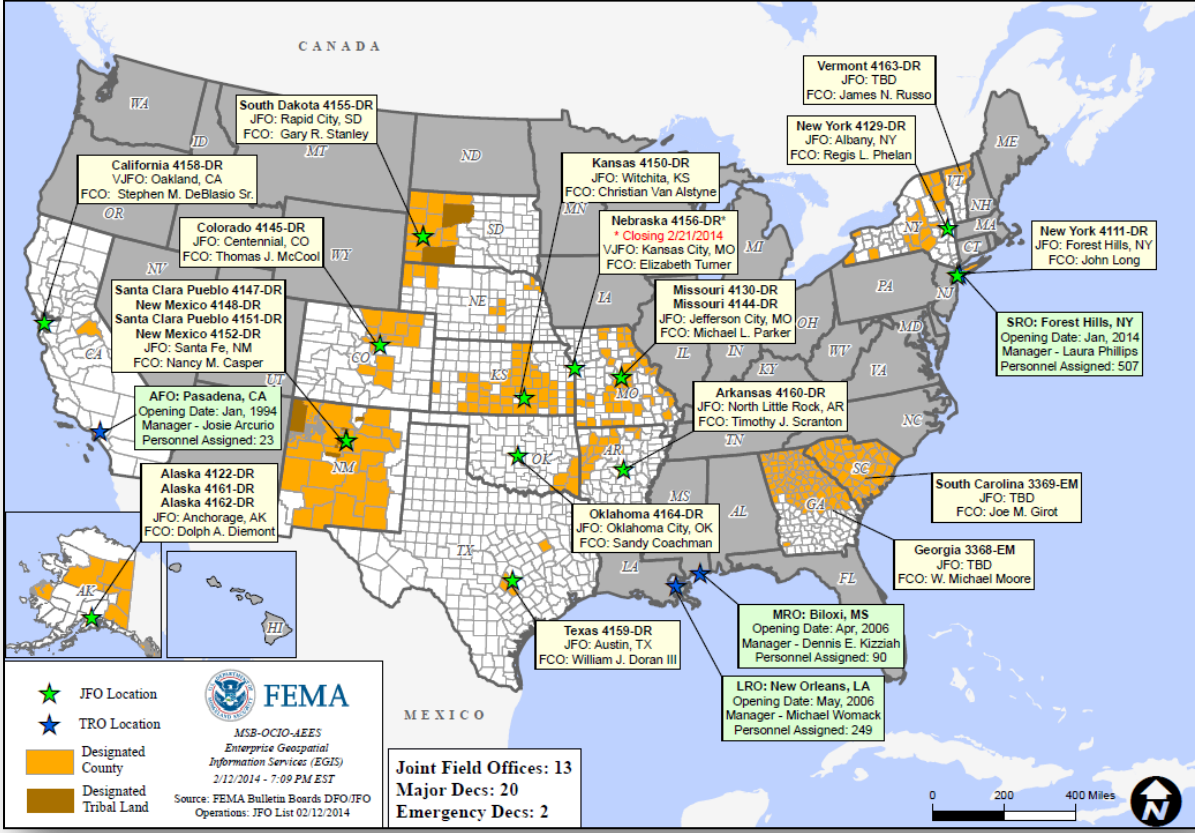
A	B	C	D	E	F	G
Debris Removal	Emergency Protective Measures	Road Systems & Bridges	Water Control Facilities	Public Buildings & Contents	Public Utilities	Parks, Recreational, & Other

Joint Preliminary Damage Assessments



Region	State / Location	Event	IA/PA	Number of Counties		Start – End
				Requested	Complete	
V	IN	Winter Storm Jan 4-7, 2014	PA	43	0	2/10 – TBD

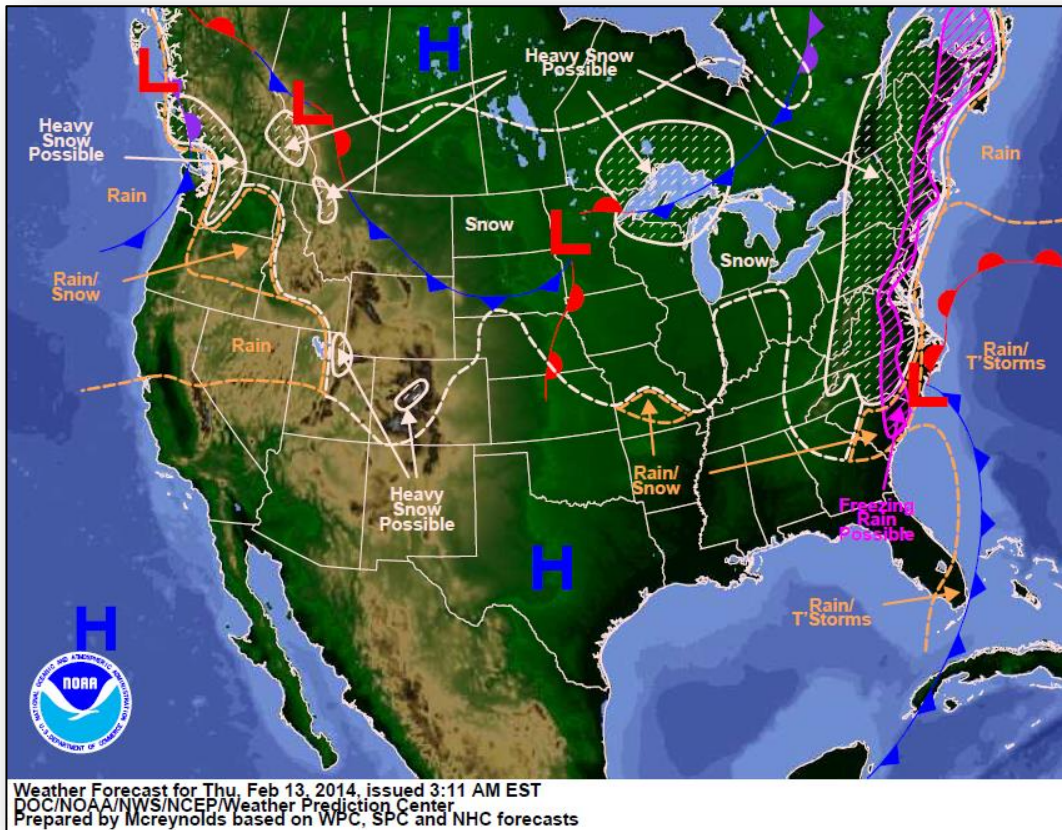
Open Field Offices as of February 13, 2014



National Weather Forecast

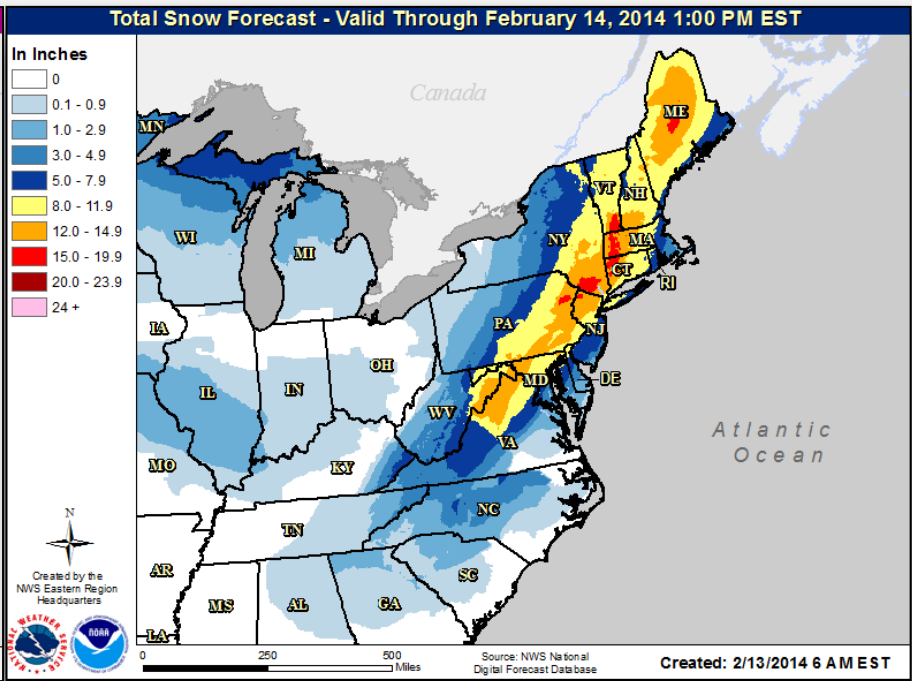
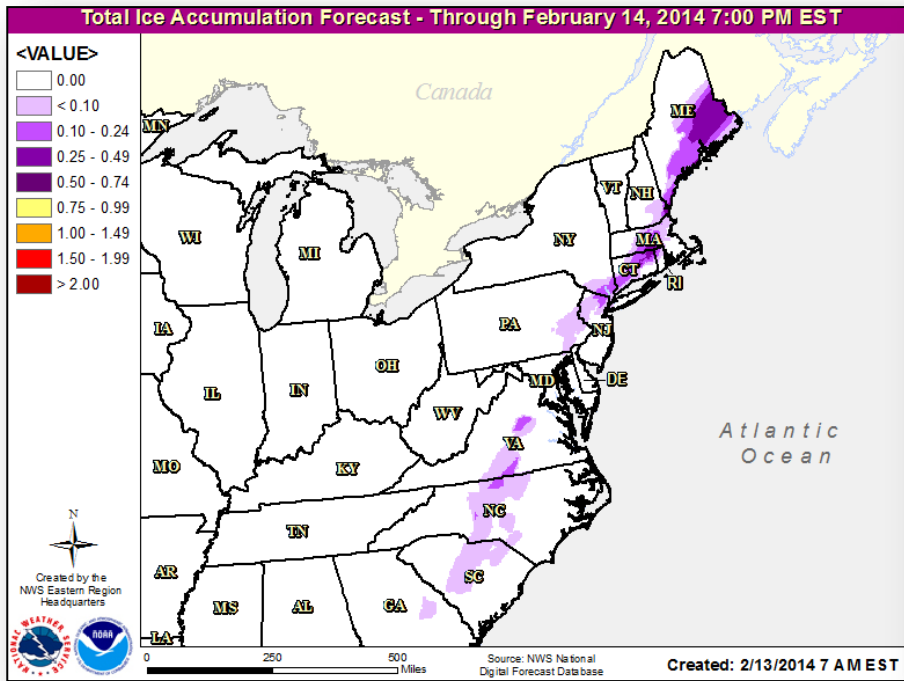


FEMA

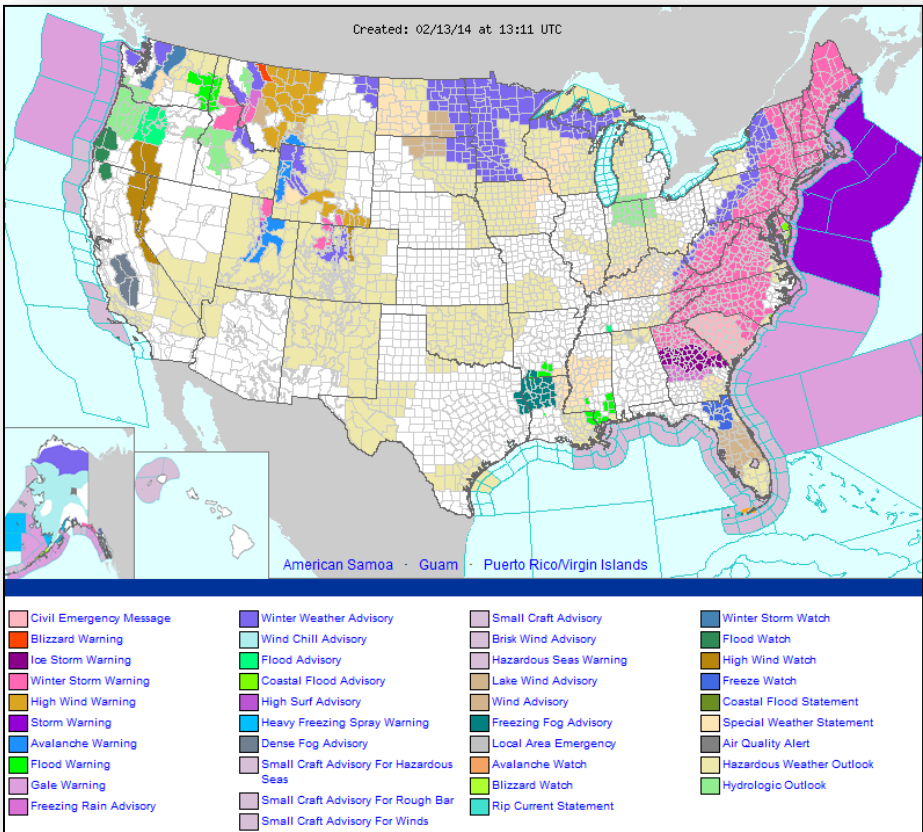


Weather Forecast for Thu, Feb 13, 2014, issued 3:11 AM EST
DOC/NOAA/NWS/NCEP/Weather Prediction Center
Prepared by McReynolds based on WPC, SPC and NHC forecasts

Ice & Snow Accumulation Forecast

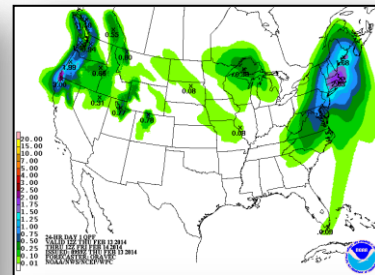
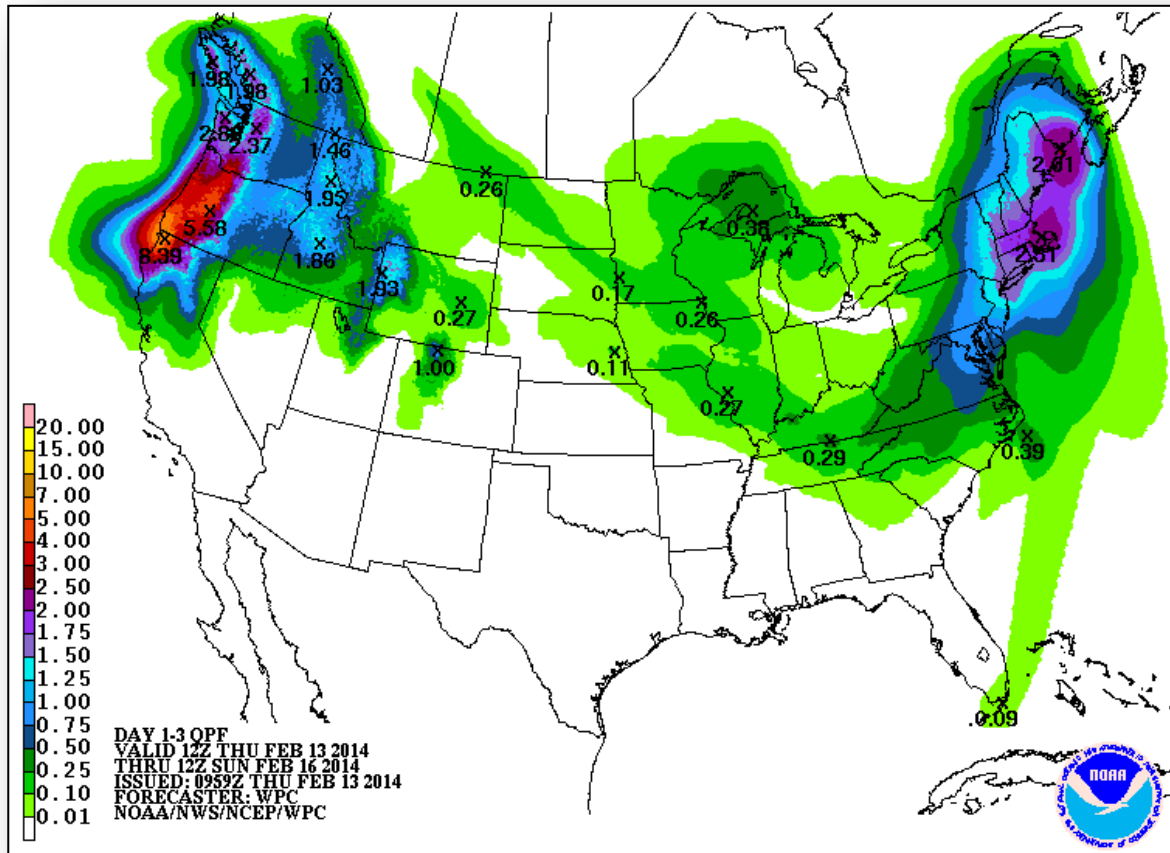


Active Watches/Warnings

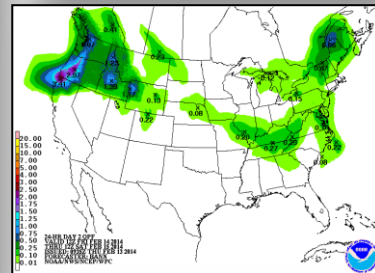




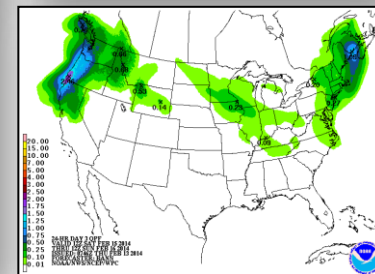
Precipitation Forecast



Day 1



Day 2

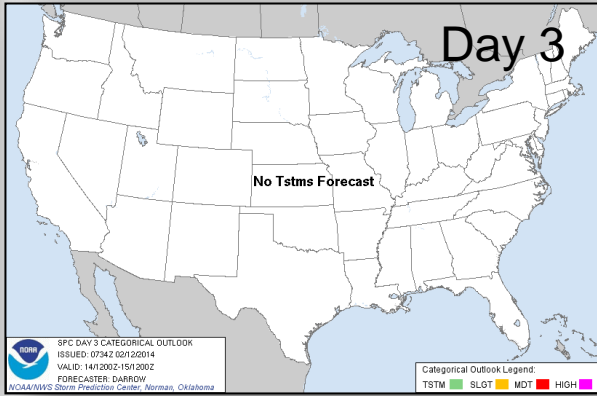
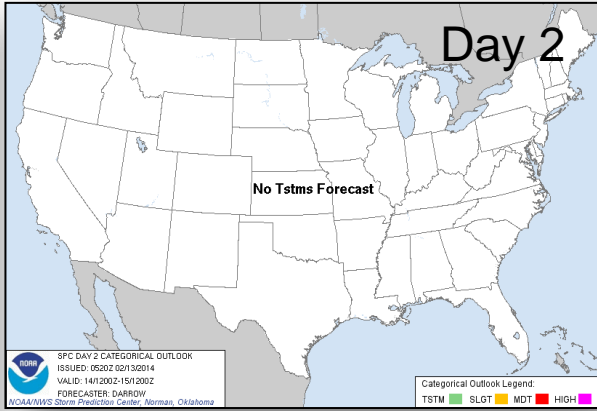


Day 3

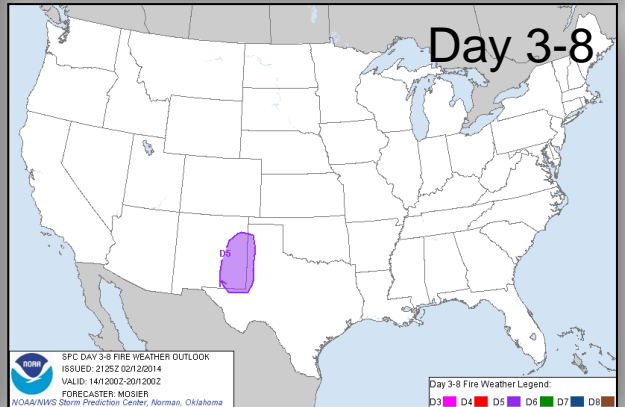
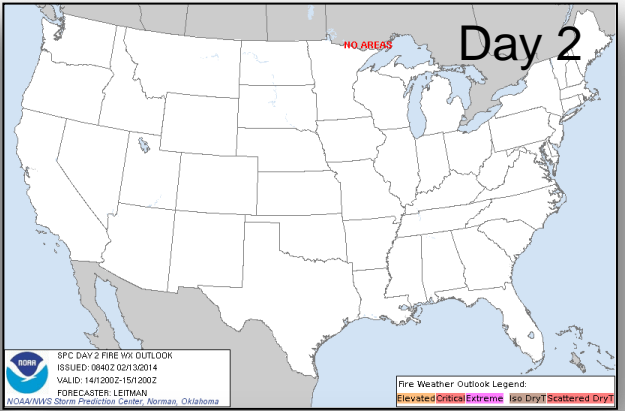
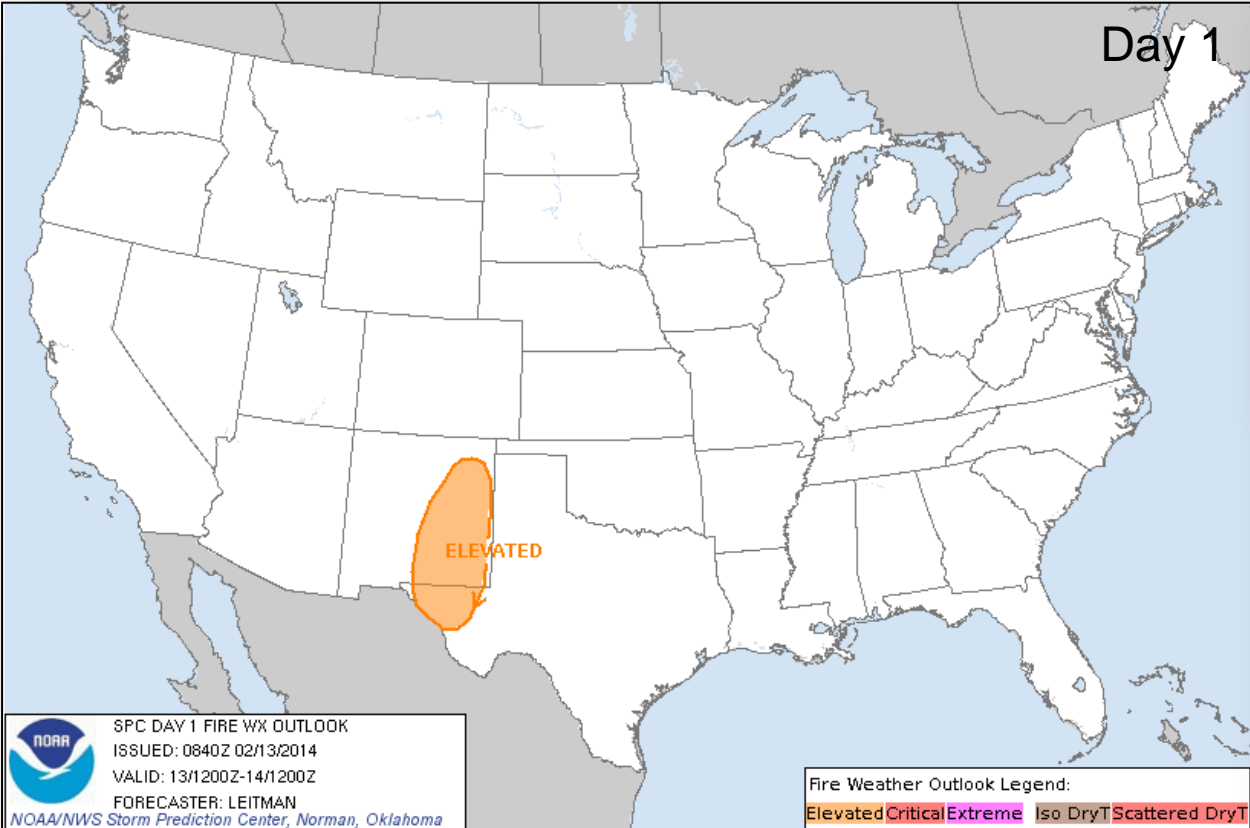
River Forecast – 7 Day



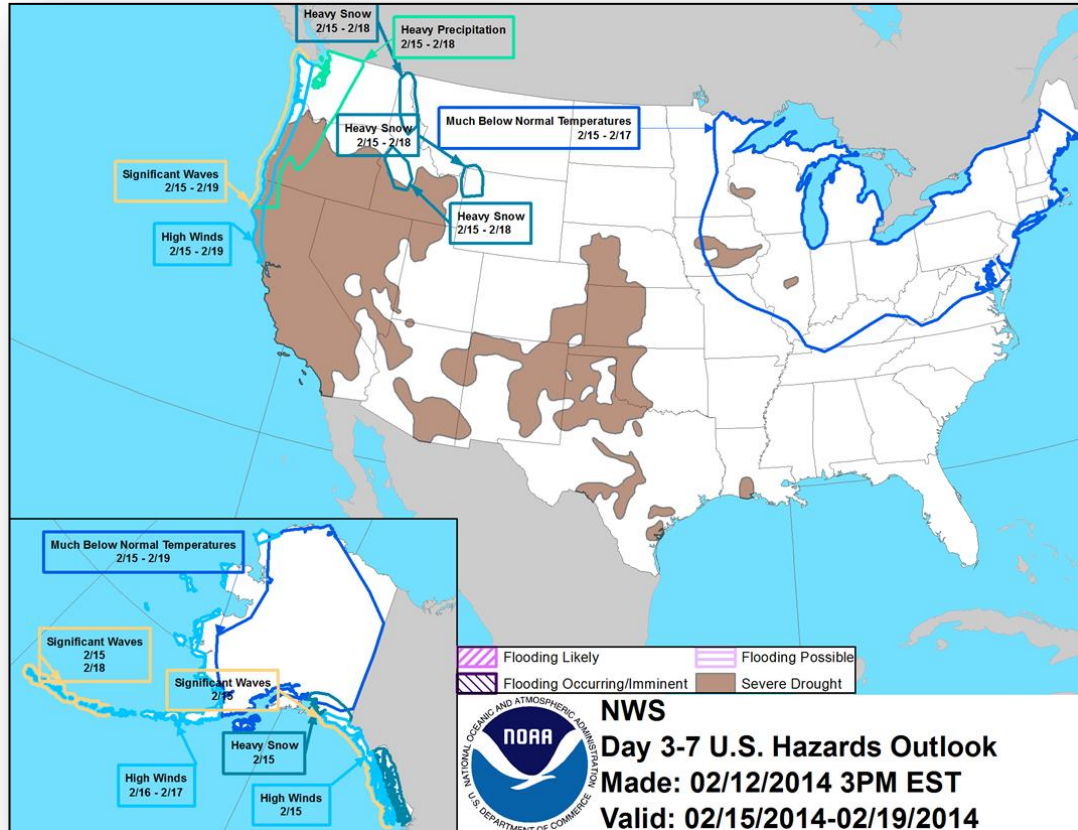
Convective Outlooks Days 1 – 3



Critical Fire Weather Areas Days 1 – 8



Hazard Outlook: February 15 – 19



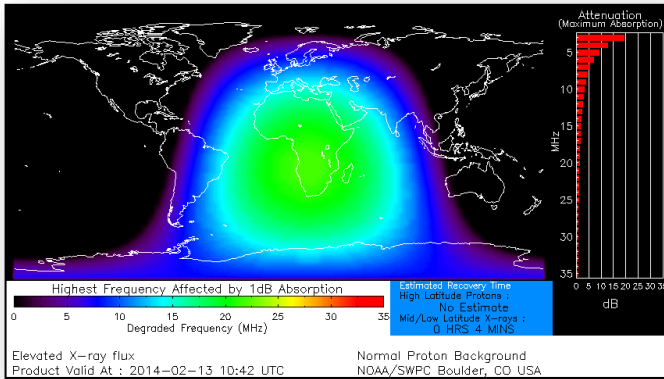
Space Weather



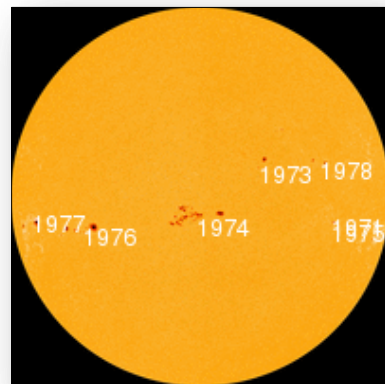
FEMA

NOAA Scales Activity (Range: 1/minor to 5/extreme)	Past 24 Hours	Current	Next 24 Hours
Space Weather Activity:	Minor	None	Minor
• Geomagnetic Storms	None	None	None
• Solar Radiation Storms	None	None	None
• Radio Blackouts	R1	None	R1

HF Communication Impact



Sunspot Activity



FEMA Readiness – Deployable Teams/Assets



Deployable Teams/Assets									
Resource	Status	Total	Available		Partially Available	Not Available	Deployed Activated	Comments	Rating Criterion
FCO		41	20	49%	N/A	3	18		OFDC Readiness: FCO Green Yellow Red Type 1 3+ 2 1 Type 2 4+ 3 2 Type 3 4 3 2 FDRC 3 2 1
FDRC		9	4	44%	0	0	5		
US&R		28	26	92%	2	0	0	<ul style="list-style-type: none"> NV-TF1 (Yellow/Conditional) NM-TF1 (Yellow/Conditional) 	<ul style="list-style-type: none"> Green = Available/FMC Yellow = Available/PMC Red = Out-of-Service Blue = Assigned/Deployed
National IMAT		3	3	100%	0	0	0		<ul style="list-style-type: none"> Green: 3 avail Yellow: 1 avail Red: 0 avail Individual N-IMAT red if 50% of Section Chiefs and/or Team Leader is unavailable for deployment.
Regional IMAT		13	5	38%	0	3	5	<ul style="list-style-type: none"> Teams deployed to: TX, OK, PA, CA, GA Region V & X personnel shortages Region VII: personnel shortages & inop equip Region III IMAT I reconstituting 	<ul style="list-style-type: none"> Green: > 6 avail Yellow: 4 -6 teams available Red: > 8 teams deployed/unavailable R-IMAT also red if TL Ops/Log Chief is unavailable and has no qualified replacement.
MCOV		55	42	76%	0	13	0	<ul style="list-style-type: none"> 13 not available – transitioning/upgrade to new satellite system 	<ul style="list-style-type: none"> Green = Available/FMC Yellow = Available/PMC Red = Out-of-Service Blue = Assigned/Deployed

FEMA Readiness – National/Regional Teams



National/Regional Teams									
Resource	Status	Total	Available		Partially Available	Not Available	Deployed/ Activated	Comments	Rating Criterion
NWC	Green	5	5	100%	0	0	Enhanced Watch	• (Night Shift only 8pm – 8am)	<ul style="list-style-type: none"> • Green = FMC • Yellow = PMC • Red = NMC
NRCC	Green	6	369	94%	0	0	Level III	• (Level III 8 am - 8 pm)	
HLT	Green	1	1	100%	0	0	Not Activated		
DEST	Green						Not Activated		
RRCCs	Green	10	8	80%	0	0	Activated	<ul style="list-style-type: none"> • Region III Level III • Region IV Level III 	
RWCs/MOCs	Green	10	10	100%	0	0	24/7	• Region IV – RWC at Enhanced Watch	



FEMA

FEMA's mission is to support our citizens and first responders to ensure that as a nation we work together to build, sustain, and improve our capability to prepare for, protect against, respond to, recover from, and mitigate all hazards.