



LAW ENFORCEMENT OFFICER DEATHS

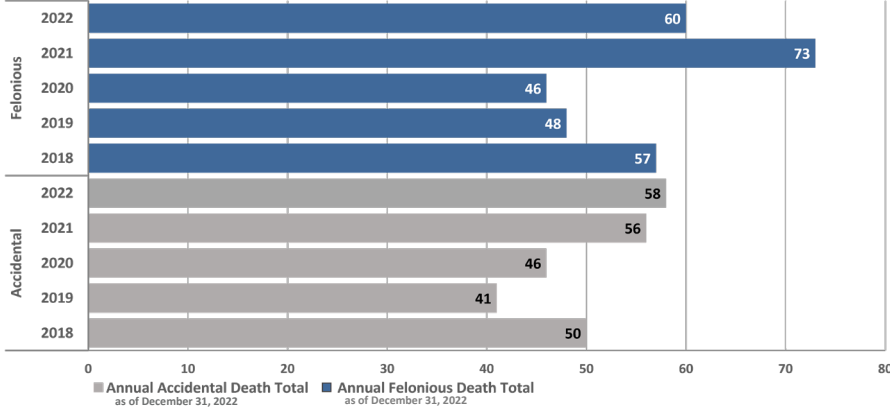
01/01/2022-12/31/2022

This is a graphic presentation of data regarding line-of-duty deaths, both felonious and accidental, collected from law enforcement agencies across the United States and U.S. territories by the FBI's Law Enforcement Officers Killed and Assaulted Data Collection. This preliminary information is provided for officer safety studies, training, and other initiatives. The data are also published annually in the *Law Enforcement Officers Killed and Assaulted* release. The below data is accurate as of 01/01/2023.

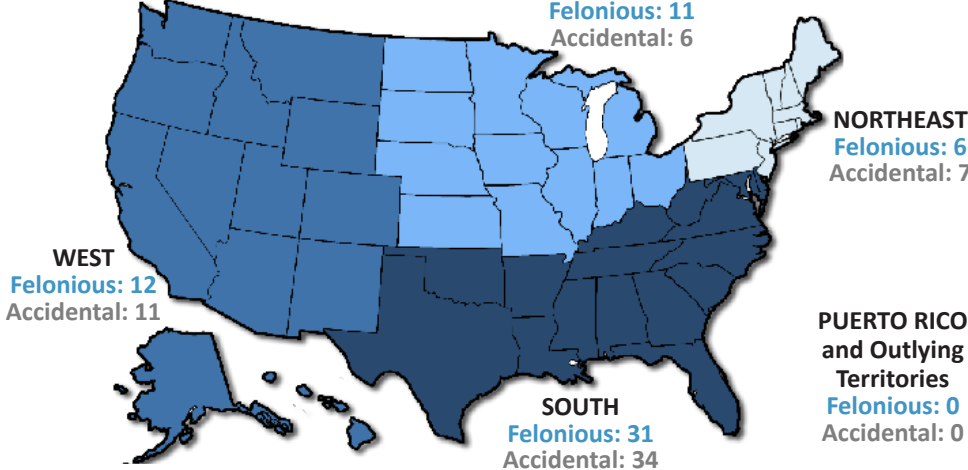
KEY OBSERVATIONS

The 60 law enforcement officers feloniously killed in 2022 represent a 17.8 percent decrease compared to the 73 officers killed during 2021. Firearms were used in 81.7 percent of the felonious deaths in 2022, with 59.2 percent of the type of firearm used not currently reported. The leading circumstances surrounding officers' deaths included activities related to ambushes on officers, investigative/enforcement activities, unprovoked attacks on officers, and responses to disorderly/disturbance calls. The 12 ambush attacks in 2022 are a 50 percent increase compared to the 8 ambush attacks in 2021. Conversely, unprovoked attacks in 2022 (6) decreased 75 percent compared to 2021 (24). Accidental law enforcement deaths increased 3.6 percent in 2022 (58) compared to 2021 (56). The accidental deaths in 2022 were due primarily to motor vehicle accidents, pedestrian officers being struck by vehicles, and airplane crashes. The southern region had the most law enforcement deaths in 2022, with 65 deaths total (31 felonious, 34 accidental). Although not represented in the graphics below, 81 died in the line of duty in 2022 from the following medical conditions: 52 officers from illnesses related to COVID-19, 12 officers due to heart attacks, 5 officers from conditions as a result of responses to 9/11, and 12 officers due to other natural causes.

Officer Deaths by Year



Officer Deaths by Region



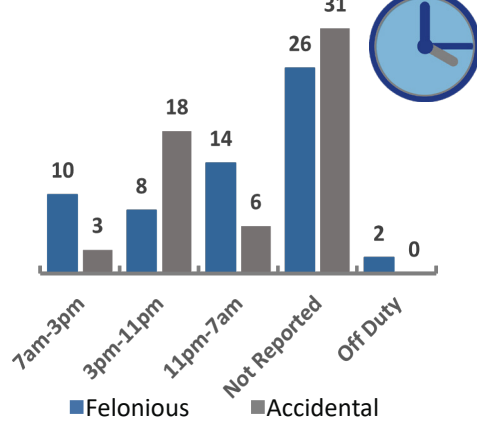
Circumstances of Officer Deaths

- | | |
|--|---|
| <p>60 Felonious</p> <ul style="list-style-type: none"> 0 Administrative assignment 12 Ambush (entrapment/premeditation) 1 Arrest situation 3 Assisting another law enforcement officer 0 Assisting motorist 0 Citizen complaint 3 Crime in progress (robbery, burglary, etc.) 6 Disorder/disturbance (domestic disturbance, civil disorder, etc.) 4 Encounter/assist an emotionally disturbed person 11 Investigative/enforcement (Drug-related matter, wanted person, traffic violation stop) 0 Out of service (court, dining, etc.) 1 Providing/deploying equipment (flares, traffic cones, etc.) 4 Pursuit 1 Report of crime (robbery, burglary, etc.) 0 Respond to alarm (audible/silent) 2 Serving/attempting to serve court order (eviction notice, subpoena, etc.) 6 Tactical situation 0 Traffic control (crash scene, directing traffic, etc.) 6 Unprovoked attack 0 Other | <p>58 Accidental</p> <ul style="list-style-type: none"> 35 Motor vehicle crash <ul style="list-style-type: none"> 0 Assisting/investigating vehicle crash 1 Assisting motorist 3 Engaging in vehicle pursuit 1 Escorting dignitary or funeral 0 Overseeing work zone 16 Patrolling <ul style="list-style-type: none"> 0 Performing traffic control 0 Performing traffic stop 3 Responding to emergency 6 Responding to nonemergency 0 Training 5 Other 13 Pedestrian officer struck by vehicle <ul style="list-style-type: none"> 0 Assisting/investigating vehicle crash 0 Assisting motorist 0 Providing/deploying equipment 0 Engaging in foot pursuit 1 Overseeing work zone 0 Patrolling 4 Performing traffic control 4 Performing traffic stop 0 Training 4 Other 0 Drowning 2 Fall 2 Firearm-related incident 6 Aircraft crash |
|--|---|

Officer Deaths by Month

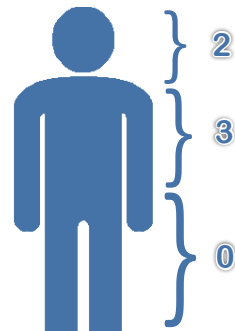
Month	Felonious		Accidental	
	2021	2022	2021	2022
Jan	6	3	6	10
Feb	6	4	4	4
Mar	6	9	6	6
Apr	8	2	4	1
May	7	2	7	5
Jun	4	12	5	4
Jul	8	6	3	9
Aug	5	6	4	3
Sep	4	5	3	1
Oct	8	5	8	5
Nov	5	1	2	3
Dec	6	5	4	7

Time of Incident



Location of Fatal Firearm Wound

- Felonious Killing**
- 2 Front head
 - 0 Rear head
 - 0 Side head
 - 1 Neck/throat
 - 0 Shoulder (upper torso) area
 - 1 Front upper torso/chest
 - 0 Rear upper torso/back
 - 1 Front lower torso/abdomen
 - 0 Rear lower torso/back
 - 0 Front below waist/groin area
 - 0 Rear below waist/buttocks
 - 0 Arms/hands
 - 0 Front legs/feet
 - 0 Front legs
 - 0 Rear legs
 - 0 Feet
 - 0 Multiple locations, unable to determine fatal wound
 - 44 Fatal wound location not reported



16 Officers Confirmed Wearing Body Armor

Weapons Used by Offender

- 60 Felonious Killings**
- 49 Officers killed with firearms
 - 12 Handguns
 - 7 Rifles
 - 0 Shotguns
 - 29 Not reported
 - 1 Unknown
 - 3 Vehicles
 - 0 Knives/cutting instruments
 - 8 Personal weapons (hands, fists, etc.)
 - 0 Blunt instrument (club, brick, etc.)



Distance from Firearm

- Felonious Killings**
- 0 - 5 ft: 3
 - 6 - 10 ft: 6
 - 11 - 20 ft: 0
 - 21 - 50 ft: 2
 - 51+ ft: 1
 - Not reported: 34
 - Unknown: 3

Clearances of Incidents

- Felonious Killings**
- 47 Cleared
 - 10 Uncleared

82.5%

Incidents and Victims

- Felonious Killings**
- 57 Incidents
 - 60 Victims

