

New AESDirect Navigation in Modernized ACE Portal

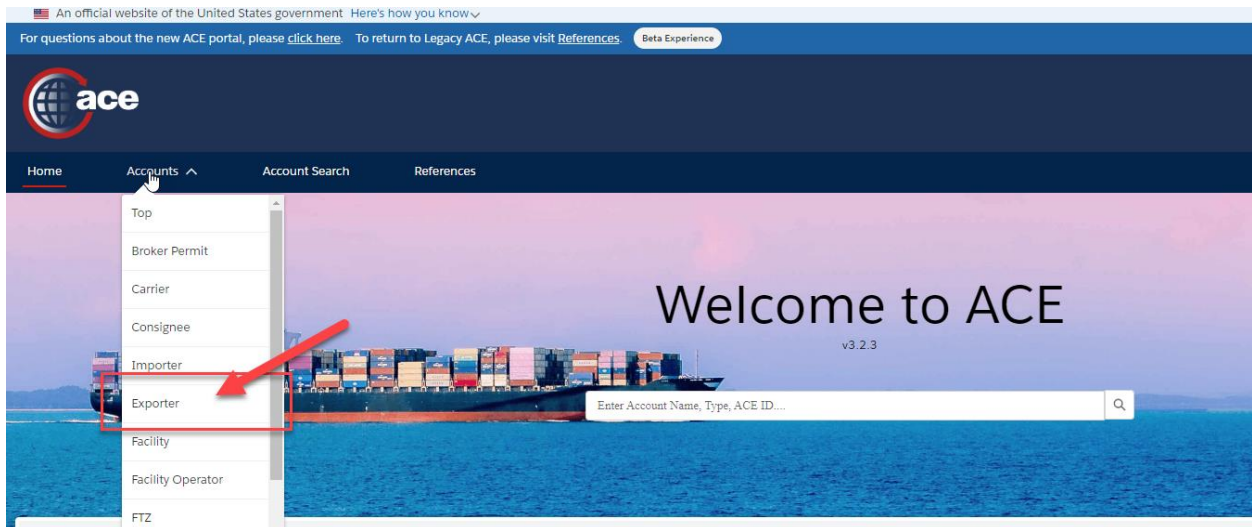
March 30, 2023

Beginning March 23rd, 2023, launching the AESDirect User Interface (UI) in the Modernized ACE portal is moving to the Account level.

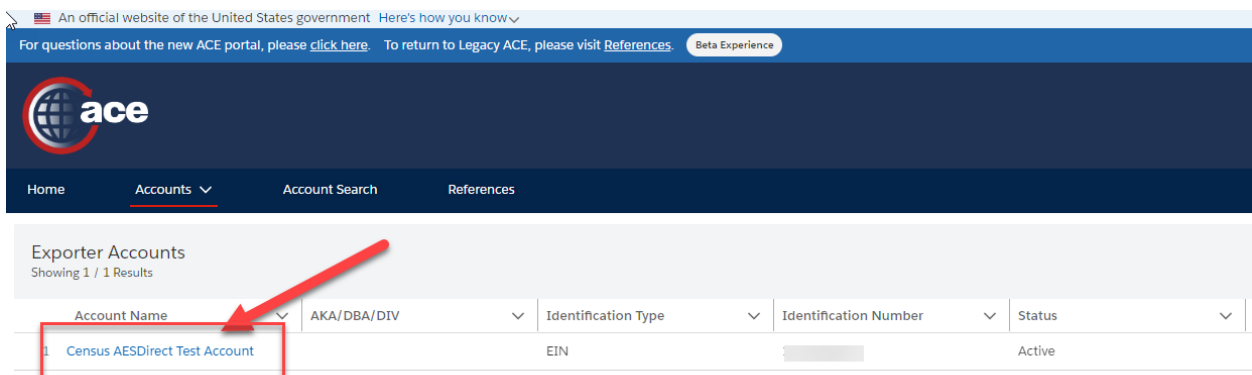
In response to some changes in the Modernized ACE portal, you will now be required to launch the AESDirect UI from the Account menu by selecting “Submit AES Filing”. Below are the steps of the required navigation to launch the AESDirect UI moving forward.

Step 1 – Sign into the Modernized ACE portal at: <https://ace.cbp.gov/>

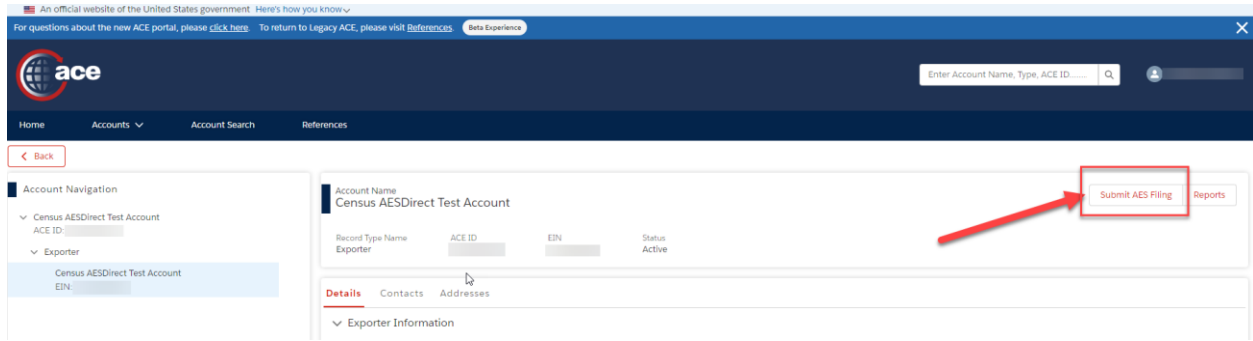
Step 2 – Launch ‘Exporter’ under the ‘Accounts’ drop-down menu.



Step 3 – Select the appropriate Exporter Account to use by clicking the hyperlink for the account under the ‘Account Name’ column.



Step 4 – Click “Submit AES Filing” on the right side of the screen to launch the AESDirect UI.



For questions about the ACE Portal Modernization, contact ACEPortalModHelp@cbp.dhs.gov.

For technical issues, contact the CBP ACE Account Service Desk (ASD) at (866) 530-4172 or ace.support@cbp.dhs.gov.

For general questions regarding AES, contact the U.S. Census Bureau's Trade Data Collection Branch at 1-800-549-0595 (Option 1) or askaes@census.gov.