

Childcare Sufficiency Assessment 2023/24



What is the childcare sufficiency duty?

The Childcare Act 2006, Section 6 places a statutory duty on English local authorities to ensure that there are enough childcare places available for families who wish to access them. The Childcare Act 2006 gives local authorities a role in shaping the childcare market.

The local authority is committed to working with providers from across the childcare sector.

This is to create a strong, sustainable, and diverse childcare market that meets the needs of families and supports children's learning through the Early Years Foundation Stage (EYFS).



Our Context

Our Think2 take up remains above National and West Midlands, but under some of our statistical neighbours.

- Nationally there has been a fall of 4.5% in the number of childcare providers. In the West Midlands it was 4.4% and in Staffordshire a 3.2% fall.
- Nationally there continues to be a fall in childminders. In 2022-2023 nationally there was a fall of 10% in the West Midlands 8% and in Staffordshire 4%
- Nationally 21% of providers have reduced places due to staffing issues. In Staffordshire 12% of providers have reduced places permanently and another 9% were considering this option.
- In Summer 2023 the % of children reaching the good level of development nationally was 67.2% and in Staffordshire was 68.8%
- In 2023 the % of settings who had a good or outstanding Ofsted inspection was 97% in line with inspection outcomes nationally.



Vision

To provide a consistent, high-quality service which responds to the unique needs of early years children and their families, ensuring the best start in life for all.



Outcomes

- All children can access consistent, high-quality childcare that meets families' needs
- Sufficient childcare places are available following the full roll out of the expansion of funded childcare
- Parents are fully informed and have a good understanding of their childcare eligibility options
- Partners feel confident to support families to access childcare places
- Settings feel valued, listened to, and can access the support and information they require



Our Priorities

Ensure that sufficient childcare places are created to ensure that children and parents can access funded childcare, following the expansion of eligibility for working parents

Actions

- ✓ Monitor sufficiency and sustainability of high-quality early education places in areas of greatest need for working parents, taking into account the requirement for additional places.
- ✓ Increase places in line with demand and allocate capital funding to providers, particularly to create places for children aged two and under.
- ✓ Develop strategies to support the early years workforce to help recruit and retain skilled professionals, including childminders.
- ✓ Step up support to the childcare sector to respond to the roll-out of the expanded entitlements, ensuring that high quality childcare remains available.

Continue to raise parental awareness of eligibility of "Think 2" places and ensure that places are available so that take-up remains above 80%

Actions

- ✓ Improve awareness of eligibility of funded childcare for teams working with families (such as early help, social care, family hubs and health visitors).
- ✓ Ensure that communication strategies continue to focus on Think2 as the roll out for working parents continues.
- ✓ Ensure that providers are encouraged to continue to provide places for children eligible for "Think 2" places, following increases in eligibility for working parents.
- ✓ Targeted use of DWP information provided by DfE

Ensure that high quality support is in place for childcare providers to support all children and increasing numbers of children with developmental delay and SEND.

Actions

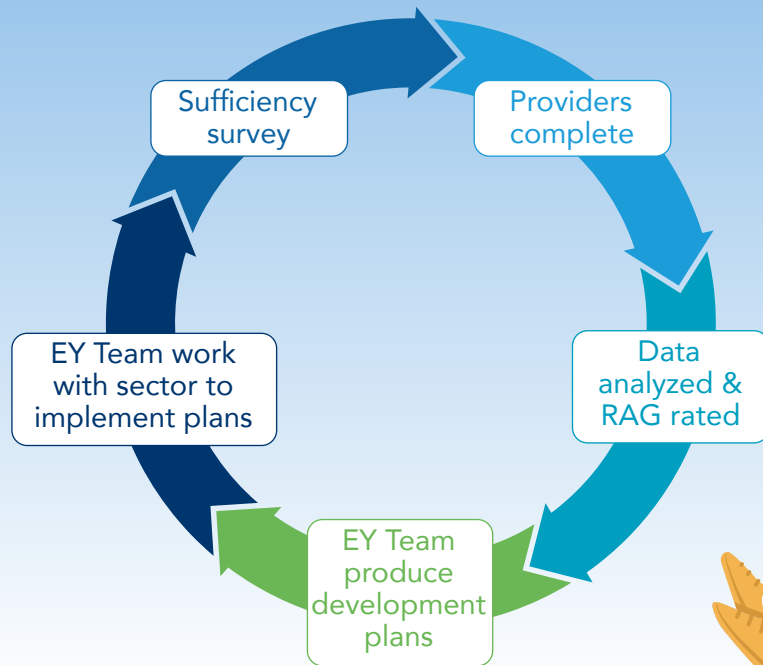
- ✓ Ensure that additional places created using capital funding are inclusive and available to all children.
- ✓ Enhance knowledge, skills and competencies across the early years workforce, to ensure high quality inclusive practices.
- ✓ Review the work of early years forum to ensure the right support is being provided at the right time.
- ✓ Develop and implement a monitoring system for the SEND Inclusion Fund (SENIF) to ensure funding is being used effectively to better meet the needs of children.

Our Approach

- **Child and family centred approach**
- **Relationships at the heart of our work with settings, families and communities**
- **Working with partners to ensure an in-depth knowledge of communities and the childcare market**
- **Targeted project work to address sufficiency concerns**
- **Brokerage support for families to find childcare places**
- **Engagement with wider initiatives and networking beyond the LA**
- **Accessible information, advice and guidance for families and partners**

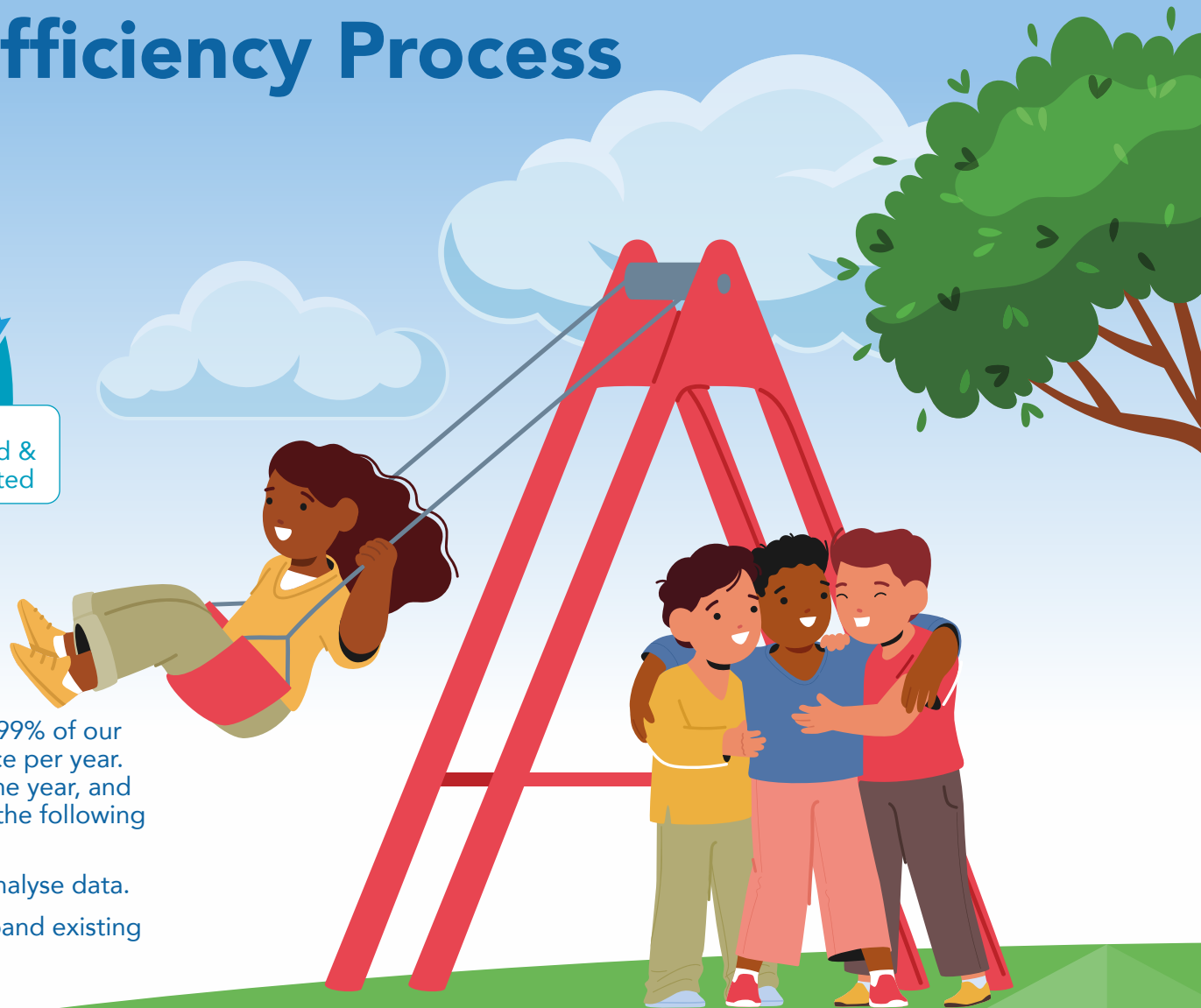


Managing the Sufficiency Process



We have a successful approach to gathering data with 99% of our childcare providers returning the sufficiency survey twice per year. Sufficiency planning is a continuous cycle throughout the year, and following the data collection, this cycle continues with the following activities:

- The Early Years team work on a ward level basis to analyse data.
- Support is provided to develop new provision or expand existing provision in areas of need.
- Support and advice is provided across the full range of childcare providers.



Methodology

Following each Childcare Sufficiency Audit and publication of the sufficiency data by ward, a development plan is established to rate all wards in terms of their ability to meet general sufficiency requirements as well as those for Think2 and 30 hours of childcare. Areas are colour coded according to need for both 30 hours and Think2 and in future, the new entitlements.

These plans and ratings enable effective monitoring of the market and to concentrate support and development in areas most in need at the time of the sufficiency audit.

It is important to note that places and vacancies change continuously and therefore whilst a ward might show as having sufficient places, this can change if for example a childcare provider closes.

It is recognised that costs are continuing to rise across the sector and in particular, a minimum wage increase is anticipated to add further financial pressures on providers. We will continue raise our concerns regarding the funding rates in Staffordshire with the Department for Education on behalf of the early years sector and provide support to providers to ensure we are able to sustain and grow (where necessary) places across Staffordshire.



Our Children



There are approximately
44,000
children aged 0-4
living in Staffordshire.



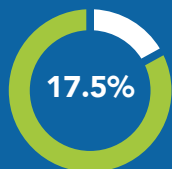
In 2019,
600 children
were referred to Early Years
Forum compared to
1,020 in 2023.



Over the last 10 years
between 2013 and 2023
the annual births have fallen
from **9,103**
to **7,844**



13.7%
of children aged 3-4
live in the 20% most
deprived postcodes



17.5%
of children under 16
live in relative poverty.



23%
of children aged 3-4
live in the 20% least
deprived postcodes.



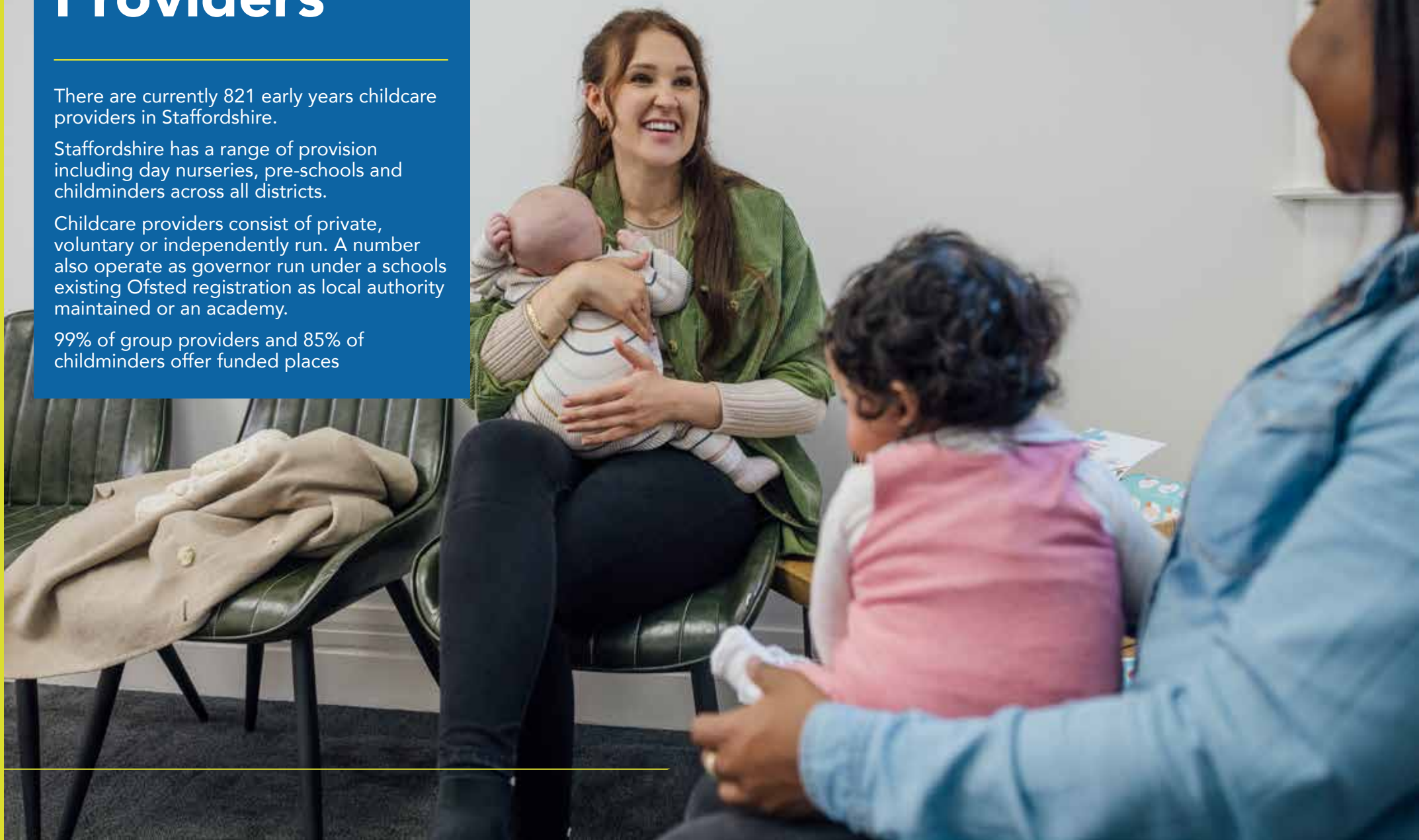
Our Childcare Providers

There are currently 821 early years childcare providers in Staffordshire.

Staffordshire has a range of provision including day nurseries, pre-schools and childminders across all districts.

Childcare providers consist of private, voluntary or independently run. A number also operate as governor run under a schools existing Ofsted registration as local authority maintained or an academy.

99% of group providers and 85% of childminders offer funded places



Our Provision | Countywide facts and figures

The childcare market is diverse and consists of 821 early years providers across 8 districts. Consisting of private, voluntary, independent and school-based almost all offer early education funding which is currently undergoing a massive expansion.

	Number of providers
Cannock Chase	92
East Staffordshire	100
Lichfield	103
Newcastle-under-Lyme	131
South Staffordshire	103
Stafford	115
Staffordshire Moorlands	90
Tamworth	87
Staffordshire	821

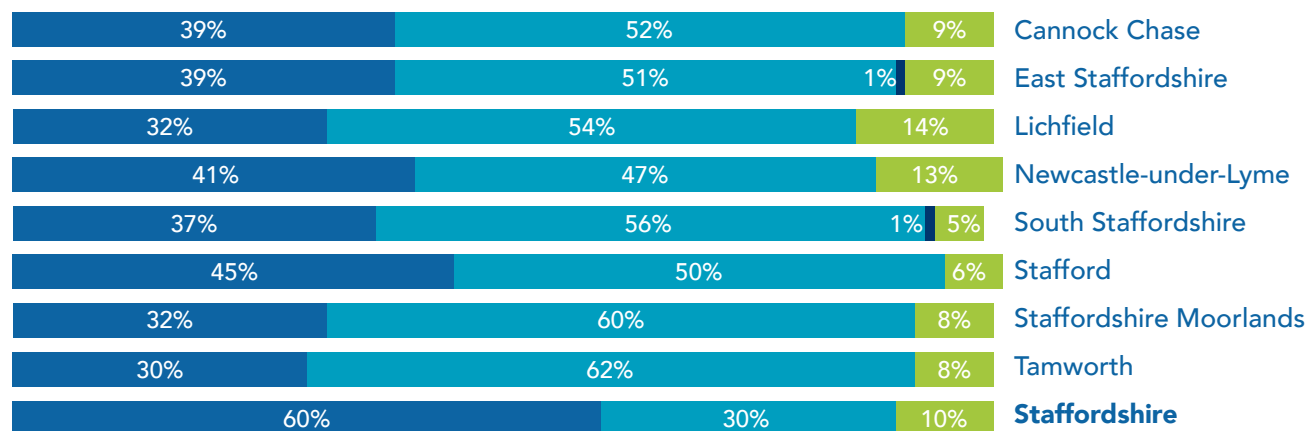
95% of all PVI providers offer early education funded places, up slightly from 94% in 2022-23. The providers not offering funded places are childminders.

Of the 321 registered childminders, 282 (88%) now offer funded places which is a significant increase from five years ago when 74% offered funded places. This is likely due to the expansion of children eligible for funded places and is likely to continue over the next 12-18 months. Day nurseries and pre-schools (on and

off school sites) offer the biggest proportion of childcare places but childminders play an equally important role in being diverse and flexible to meet the needs of families.

More than half of day nurseries and pre-schools operate from a school site, but this does not necessarily mean they are run by the school.

Percentages of providers by type



■ Childminder ■ Day Nursery ■ Nursery School/Class ■ Pre-School Playgroup

Some areas may not add to a total of 100% due to the rounding of percentages.

Operating Models

Approximately 60% of all providers operate for more than 38 weeks a year (term time). 87% of privately run childcare providers operate all year compared to just 4% of school-based provision. This of course can have implications for working families who often need all year provision. Most pre-schools are only open term time which may suit non-working families or those who use informal childcare such as grandparents to help fill the gap.



80% of providers operate for 30 or more hours per week.



60% of nurseries and pre-schools are operating term-time only.



76% open before 8am



However, 87% of privately run providers are open all year.



27% close at 6pm or later.



Wraparound Provision

In addition to early years childcare places there is also wraparound childcare available for children of primary school age to meet the needs of working parents who need more than just the school day.

As part of the Wraparound Childcare Programme, we have improved our understanding of the wraparound childcare market in Staffordshire and have plans in place to distribute capital and programme funding to increase childcare places or hours.

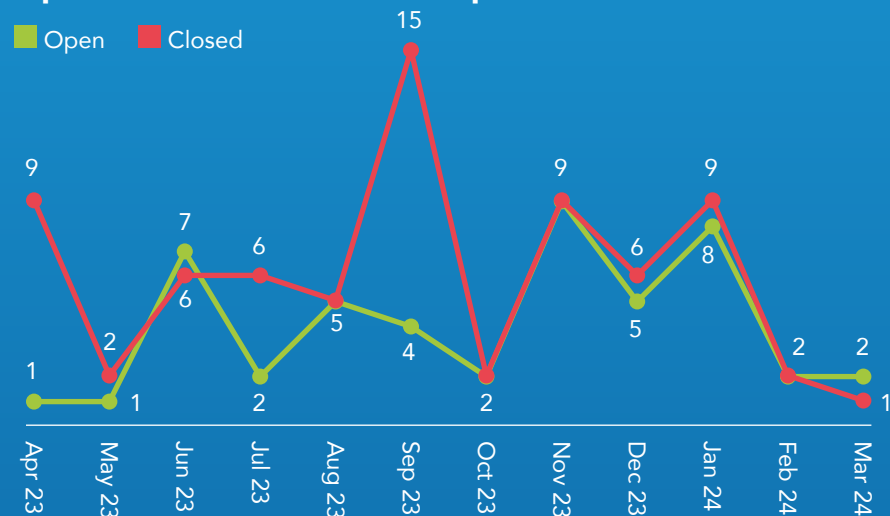
We have contacted schools directly and engaged with Headteacher forums to develop a more accurate understanding of provision available and now have plans in place to target individual schools to increase their provision, which will continue over the next 12 months. This is supporting our ongoing understanding of wraparound childcare provision.

Our planning in 2023/24 will allow us to launch an application process in summer 2024 to ensure that funding is available to schools and providers as soon as possible.



Between April 2023 and March 2024 48 new providers have opened, increasing from 40 in the previous year. In the same period 72 providers have closed, down from 94 the previous year. Overall, there has not been a fall in the total number of places as some providers are increasing places in preparation for the introduction of the extended entitlements.

Open and closures between April 2023 and March 2024

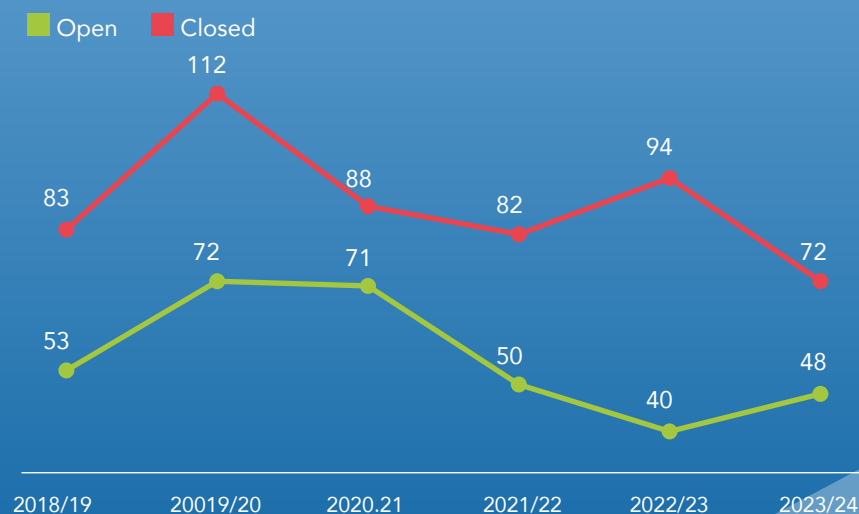


In some cases, providers have closed, and another provider has opened in the same location. As a result, there is limited impact on the number of childcare places available. Other closures include private and voluntary preschools or nurseries based on a school site who were taken over by a school and set up as a governor run provision. The potential impact of this is that schools may be less likely to take two-year-olds which could lead to a shortfall of places particularly for two-year-olds including Think 2.

Setting closures were made up of 41 childminders, continuing the decline that has been seen over the last few years. The Early Years Team have worked to promote childminding as a career over the last 12 months with several campaign activities taking place, and 25 childminders have opened in the last 12 months compared to 13 in the previous year. 5% of children now attend a childminding setting. Childminders are often the only source of childcare for families in rural areas.

Although there continues to be more provision closing than opening, the gap has narrowed in the last 12 months which may suggest the support the team provides is effective and provider sustainability and confidence in the market is beginning to increase again.

Yearly change in openings and closures



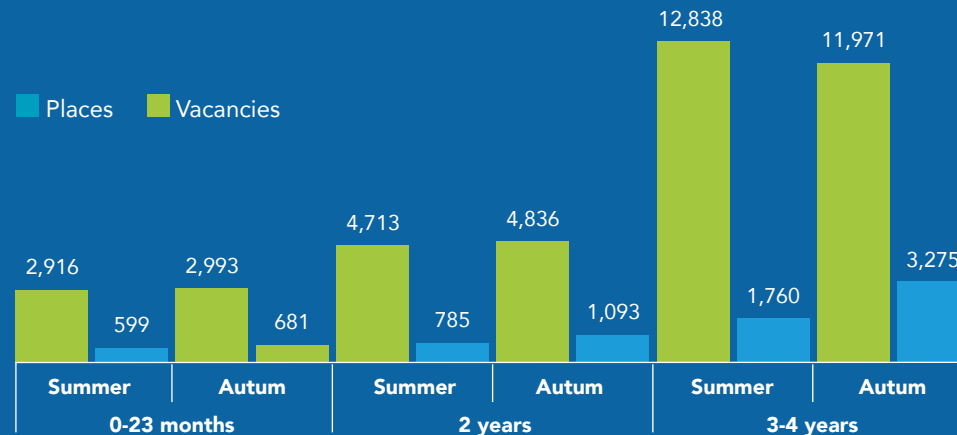
Places and vacancies

Our parent survey shows that when choosing childcare, parents look at a variety of factors including cost, location, quality, opening times and flexibility. Therefore, a variety of childcare types are needed to meet this demand.

Every provider will have a breakeven point that is the absolute minimum of children needed to ensure that their costs are covered and most providers will consider themselves 'full' at 85%-90% capacity to allow some flexibility.

The below chart shows the total number of places available for each age group and the number of vacancies out of that total for 2023.

Places and vacancies by age group



0-2 years

Overall, the number of places for under 2's has been relatively stable over the past few years. With the introduction of the new entitlements, it is likely that there will need to be an increase in places. Our next sufficiency assessment, based on data from autumn 2024, will explore demand further. In the latest survey, 43% of providers said they had concerns about being able to provide the full entitlements to their existing under 2's.

Places and vacancies for 0-2 years over previous 12 months

	Summer 2023			Autumn 2023		
	0-23 months places	0-23 months vacancies	Vacancy rate	0-23 months places	0-23 months vacancies	Vacancy rate
Cannock Chase	249	32	13%	286	56	19%
East Staffordshire	412	91	22%	440	124	28%
Lichfield	467	91	19%	472	81	17%
Newcastle-under-Lyme	475	118	25%	436	103	24%
South Staffordshire	324	78	24%	330	83	25%
Stafford	471	86	18%	459	108	24%
Staffordshire Moorlands	356	69	20%	393	89	23%
Tamworth	162	34	21%	177	37	21%
Staffordshire	2,916	599	21%	2,993	681	23%

Places and vacancies

2 years

The number of places available for two-year-olds has remained static over the last few years, although the vacancy rate has fallen.

Demand for two-year-old places is made up of working families requiring childcare to enable them to work and Think2 places, providing 15 hours of funded education for those families on a low income (many who are also working).

	Summer 2023			Autumn 2023		
	2 year places	2 year vacancies	Vacancy rate	2 year places	2 year vacancies	Vacancy rate
Cannock Chase	558	79	14%	642	194	30%
East Staffordshire	633	129	20%	702	159	23%
Lichfield	673	86	13%	600	98	16%
Newcastle-under-Lyme	671	116	17%	630	156	25%
South Staffordshire	568	94	17%	590	122	21%
Stafford	694	113	16%	720	151	21%
Staffordshire Moorlands	513	114	22%	486	138	28%
Tamworth	403	55	14%	466	75	16%
Staffordshire	4,713	785	17%	4,836	1,093	23%

Think2

Approximately 27% of families in Staffordshire are eligible for Think2 places, which equate to 15 hours of funded early education over 38 weeks a year (can be stretched up to 52). Families who are entitled are on low incomes and may not be able to afford to pay for additional hours or 'extras'. They may be unable to travel distances and require provision within walking distance. Our priority is that these families are able to secure a childcare place to enable children to get the best possible start.

Working Families

From April 2024 working families will be able to access 15 hours of funded childcare which will increase to 30 hours from September 2025. This is expected to create additional demand for two-year-old places and may result in a squeeze on three- and four-year-olds places. Following the introduction of 30 hours for working parents, the local authority needs to monitor any impacts on the availability of Think2 places for eligible parents.

In the latest survey, 39% of providers said they had concerns about being able to provide the full entitlements existing 2-year-olds.

Places and vacancies

3-4 years

The number of children attending childcare provision within this age group fluctuates throughout the year. Most children will start school after they turn four years at the next school intake. This means that in September most children aged four will start at school leaving childcare providers with only three-year-olds. Gradually over the spring and summer terms the numbers attending will increase as more children turn four and further numbers join who are turn three.

	Summer 2023			Autumn 2023		
	3-4 year places	3-4 year vacancies	Vacancy rate	3-4 year places	3-4 year vacancies	Vacancy rate
Cannock Chase	1,499	199	13%	1,515	393	26%
East Staffordshire	1,893	244	13%	1,938	506	26%
Lichfield	1,746	188	11%	1,548	347	22%
Newcastle-under-Lyme	1,858	330	18%	1,645	471	29%
South Staffordshire	1,552	185	12%	1,442	379	26%
Stafford	1,867	242	13%	1,669	516	31%
Staffordshire Moorlands	1,441	260	18%	1,303	483	37%
Tamworth	982	112	11%	911	179	20%
Staffordshire	12,838	1,760	14%	11,971	3,275	27%

All three and four-year-olds are entitled to 15 hours of funded early education for 38 weeks a year (can be stretched over a longer period) from the term following their third birthday. Additionally, the majority of children are entitled to an additional 15 hours a week for 38 weeks a year if both parents (or single parent and some other exceptional circumstances) are working.

The table shows the places and vacancies for three- and four-year-olds across both summer and autumn 2023. There has been ongoing support and development work in areas where vacancy rates are low to support providers and consider ways to increase capacity.



Recruitment and retention of staff

The childcare sector has been experiencing severe difficulties in recruiting and retaining staff since the pandemic. Feedback from settings via the sufficiency audit has identified that many experienced staff have left the sector due to low pay, long hours and many providers are struggling to replace them. Pay is the biggest driving factor, most staff earn the National Living Wage or close to it and have found that they can work in alternative employment for more money and less responsibility.

Percentage of providers with staff vacancies in spring 2024

	No	Yes
Cannock Chase	80%	20%
East Staffordshire	72%	28%
Lichfield	69%	31%
Newcastle-under-Lyme	85%	15%
South Staffordshire	81%	19%
Stafford	66%	34%
Staffordshire Moorlands	81%	19%
Tamworth	74%	26%
Staffordshire	76%	24%

The percentage of vacancies has risen sharply since summer 2023 from 24% to 34%. 15% of providers stated that they had reduced the number of places they offer temporarily or permanently due to staffing problems.

Recruitment is the most significant barrier when implementing the extension of funded entitlements.

To support recruitment Staffordshire was chosen as one of 20 local authorities to trial a financial incentives scheme. This offer was £1,000 to be given to any new entrants into an early years career or returners who come back after 6 months away. However, the success of this has been extremely limited so far with a limited number of providers engaging due to the policy not recognising incentives for existing long serving staff.



Our Performance | Quality

Overall, 97% of providers who have been inspected and offer funded childcare were rated Good or Outstanding by Ofsted during this period between April 2023 and March 2024.

Between April 2023 and March 2024 there were 176 Ofsted inspections of early years providers registered to take funded children. 87% of these inspections resulted in a Good or Outstanding judgement up from 77% in the previous 12 months.

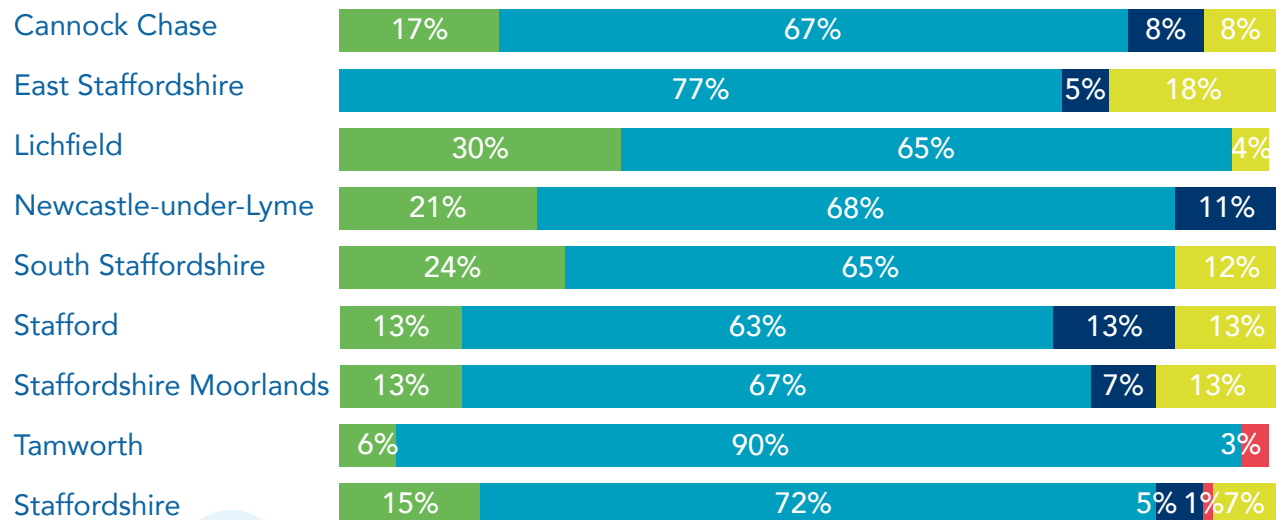
Of those that were inadequate but re-inspected within the 12 months from April 2023 to March 2024 all improved their grade.

Of the 142 settings that already had an Ofsted grade when re-inspected:

- 32% resulted in a better than previous judgement,
- 56% remained the same,
- 12% had a lower graded judgement,
- Of those who had their first inspection 85% received at least a good inspection grade.



Ofsted grades by districts 2023-24



■ Outstanding ■ Good ■ Requires Improvement ■ Met ■ Inadequate

Some areas may not add to a total of 100% due to the rounding of percentages.

Our Performance | Quality

Percentage of Good or Outstanding grades by area of deprivation

The table shows the breakdown by district of childcare providers by deprivation. It includes all providers who have been inspected and offer funded places. Overall, 98% of providers in the most deprived 20% areas are rated good or outstanding compared to 97% for all of Staffordshire as an average during this period.

	Lowest Quintile (most deprived)		Second Quintile		Third quintile		Fourth quintile		Highest quintile (least deprived)	
	Number	Percentage	Number	Percentage	Number	Percentage	Number	Percentage	Number	Percentage
Cannock Chase	6	100%	19	95%	27	96%	17	100%	10	100%
East Staffordshire	13	92%	18	100%	26	100%	18	94%	12	100%
Lichfield	5	100%	4	100%	19	100%	32	94%	25	100%
Newcastle-under-Lyme	11	100%	33	97%	25	96%	20	95%	18	89%
South Staffordshire	0	n/a	11	91%	20	100%	31	90%	19	100%
Stafford	6	100%	14	93%	17	94%	26	100%	38	100%
Staffordshire Moorlands	1	100%	14	93%	18	89%	31	97%	17	88%
Tamworth	7	100%	17	94%	18	100%	23	100%	12	100%
Staffordshire	49	98%	130	95%	170	97%	198	96%	151	97%

Our Performance | Take Up

Think 2

Think2 funding provides up to 15 hours a week of childcare over 38 weeks (or can be stretched over 52 weeks) to families from low-income families or other eligible groups such as children in care or those in receipt of Disability Living Allowance. Local authorities should ensure that providers are mindful of the impact of additional charges on parents, especially the most disadvantaged. Providers, who choose to offer the free entitlements, are responsible for setting their own policy on providing parents with options for alternatives to additional charges. This provides opportunities for families to take up employment, education or even just time to support their health and well-being.

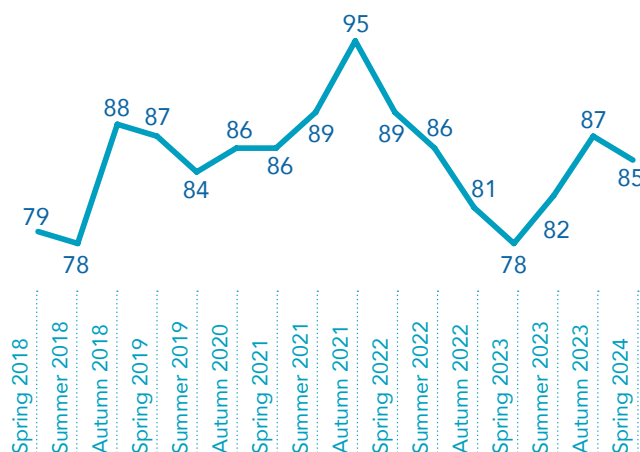
Take up of Think2 has risen and remained consistent since the full rollout of the project in autumn 2014, although this has fluctuated with higher take up in autumn and lower in spring.

The number of eligible families has fallen from 3,200 in 2014 to 2,000 in 2024. The main reason for this is that the low-income threshold has not changed since the introduction of the policy. Therefore, fewer parents who are working on a low-income will be eligible as their earnings now exceed the threshold (due to minimum wage increases).

Our internal target for take up in Staffordshire by eligible families is at least 80%. This has been fairly consistent in the last five years with the exception of spring 2023 where it was 78%.

Following this, the team have implemented a number of projects and engagement sessions to ensure the percentage remains above our internal target of 80%.

Percentage take up by term 2018-24



With the introduction of the funded hours for working families of two-year-olds being rolled out from April 2024 it is expected that up to half of those eligible for Think2 will be eligible under the new criteria. Staffordshire are committed to ensuring that communication to parents and partners supports eligible families to continue to apply under the Think2 system. This system ensures consistent eligibility for the family.

Other Funded Entitlements

All children aged 3-4 years are entitled to up to 15 hours of early education funding per week. In Staffordshire 100% of children take up this offer either in Staffordshire itself or in surrounding authorities.

In addition, most children from working families are entitled to an additional 15 hours per week, so 30 in total. In summer 2023, 9,000 children (65%) of all 3- and 4-year-olds accessed 30 hours of funding.

From April 2024, most 2-year-olds from working families can access up to 15 hours of early education funding which will be increased to 30 hours in September 2025. Then from September 2024 this 15 hours (and then 30 hours) will be extended to most working families of babies over 9 months old.

Additional funding is paid to childcare providers for children within certain groups. Disability Access Funding is a once yearly amount paid for settings with a child who claims Disability Living Allowance. Early Years Pupil Premium is paid to providers for children who meet the eligibility criteria for Free School Meals so on a low income.

Meeting the needs of children with SEND

Local Authorities have a statutory duty to promote equality of opportunity for children with SEND. Nationally it is recognised that parents may find it challenging to access childcare, this may be due to parental confidence in the provider's ability to attend to their child's individual needs.

- In Staffordshire, more than nine in ten children with special educational needs attend a mainstream childcare provider with the remaining children attending a specialist provider.
- Between April 2023 and March 2024 92% of setting inspection reports identified meeting the needs of children with SEND as a strength.
- Settings identify that effectively meeting the needs of children with SEND can be challenging; this is due to the requirement for additional staff who have specific expertise and additional resources that may be required. A quarter of providers stated they could not afford additional staff to support with SEND needs.

Do you employ additional staff to support with SEND?

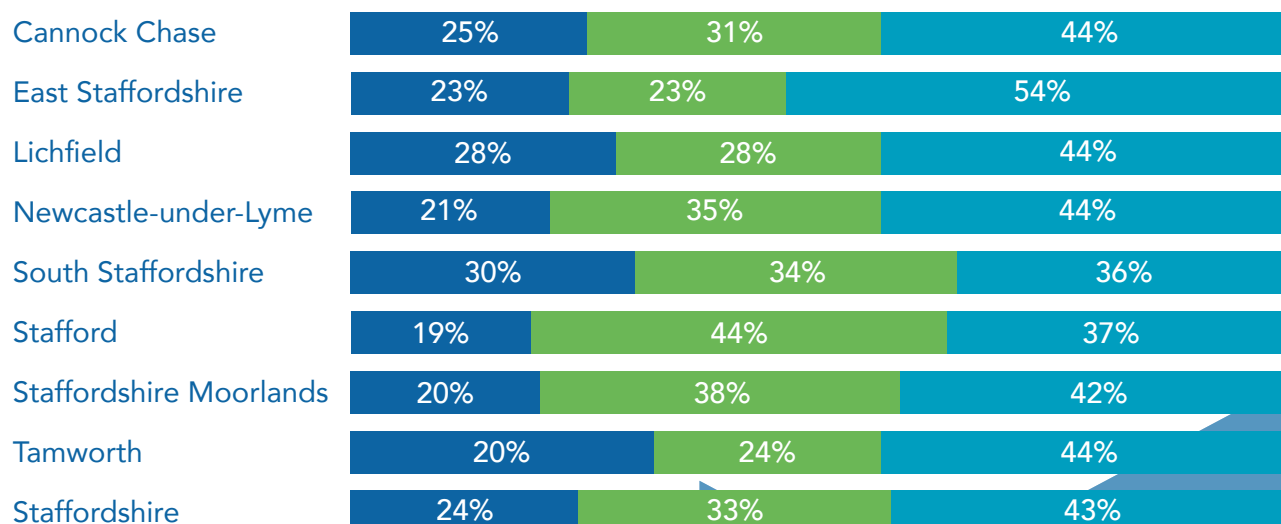
- Across Staffordshire 90% of providers said that they were at least partly accessible for children with a physical disability, with 3% saying they were not accessible at all.
- There is evidence from providers that children with SEND do not always access their full entitlement of funded hours and there is variance between types of provision.

Overall, 80% of those attending on a school site accessed their full entitlement compared to 89% not on a school site. It should be noted that not all parents will wish to access their full entitlement.

- There has been a significant increase in the number of children being presented to Early Years Forum rising from 600 in 2019 to 1020 in 2023.

Do you employ additional staff to support with SEND?

■ No, cannot afford to ■ No, not currently needed ■ Yes



Meeting the needs of children with SEND

Funding

- SCC are currently developing a more streamlined and rapid process for the allocation of additional funding known as the SEND Inclusion Fund (SENIF). This will provide more rapid access to funding, enabling support for the child to be offered at the earliest opportunity.
- The Disability Access Fund (DAF) is given to early years providers to support children with SEND. Its purpose is to remove 'barriers' which prevent children from accessing their funded early education entitlement. DAF is actively promoted by the team and wider partners.
- The Early Years Forum is being reviewed to develop a revised system that focusses on those children with complex needs. An accelerated pathway for children with medical needs is also being established with health colleagues.

Support and training

- SCC are currently funded through Comic Relief to offer a workforce development programme to build practitioner confidence and expertise in developing and promoting inclusive practice. 100% of practitioners identify increased confidence after completing the training modules.
- From September 2024, settings can access the Early Years Practitioner Hub, an online platform for practitioners to access an additional suite of training provided by the Early Years Team.



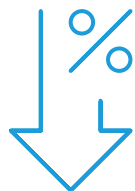
Our Districts | Cannock Chase



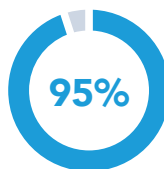
There were
1054 births
in 2023,
which is a reduction
since 2019.



There are
5,461
children
aged 0-4
in the district.



The percentage of
children aged 0-4
(compared to the
overall population)
**has continued
to reduce**
and is lower than the
Staffordshire average.



The take-up of
Think2 places
increased to
95%
in Autumn 2023
compared to a
Staffordshire
average of 87%



Type of provider

Cannock Chase

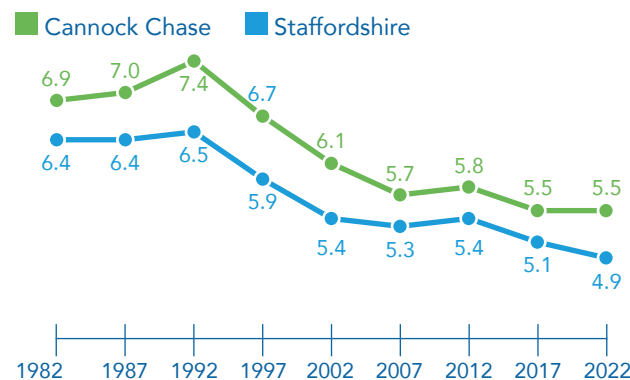


Staffordshire

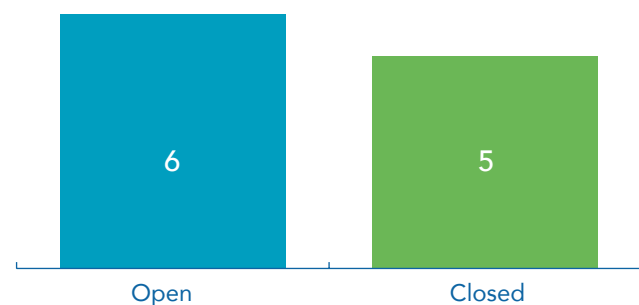


■ Childminder
 ■ Day Nursery
 ■ Nursery School/Class
 ■ Pre-School Playgroup

Percentage of children aged 0 - 4



Open and closures 2023 - 24



Providers with current staff vacancies

Cannock Chase



Staffordshire



■ No
 ■ Yes

Percentage of providers that offer Think2

Cannock Chase

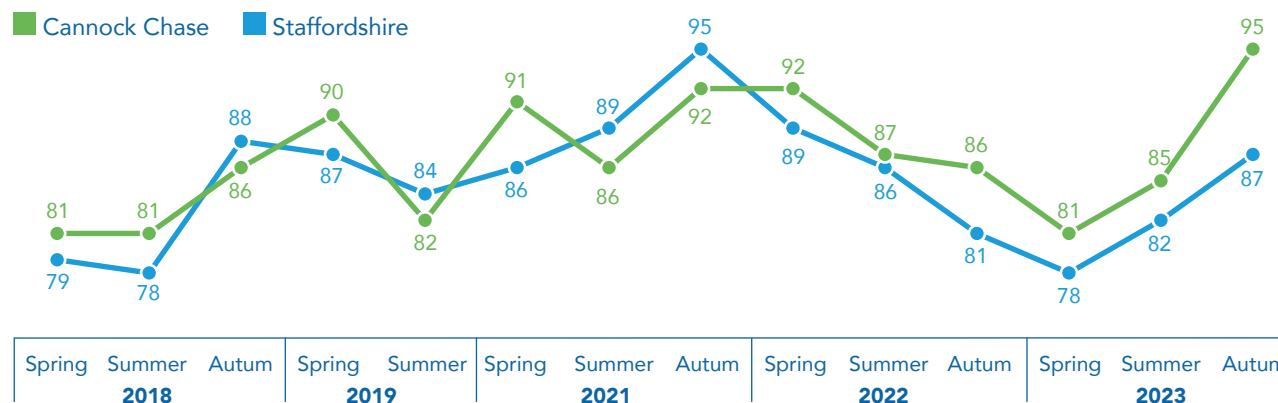


Staffordshire

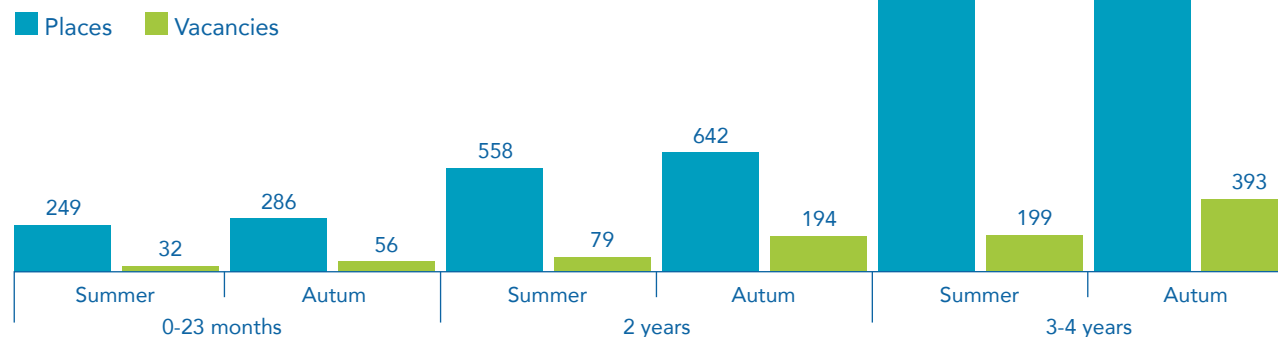


■ No
 ■ Yes

Percentage Think2 take up



Places and vacancies 2023



Indicator	Time period	Cannock Chase	Staffordshire	West Midlands	England
School readiness (Early Years Foundation Stage)	2022	64.30%	67.50%	63.70%	65.20%
FSM Primary %	2023	24.00%	18.00%	n/a	n/a
Receiving PP %	2023	20.00%	16.00%	n/a	n/a
% of children aged 3-4 in receipt of EYPP	2023	21.00%	16.41%	n/a	n/a
SEN Support Primary %	2023	13.00%	12.00%	n/a	n/a

EYFS Profile Results - % of children achieving at least the expected level

	All	FSM	Non FSM	Autumn Born	Spring Born	Summer Born
All prime areas	74	57	79	83	76	66
All specific areas	66	45	72	78	68	55
Communication and language	80	64	84	87	82	72
Personal, social and emotional development	83	67	87	88	85	77
Physical development	85	75	88	91	87	78
Literacy	68	48	74	80	70	57
Mathematics	78	62	82	85	81	70
Understanding the world	82	68	86	86	87	76
Expressive arts and design	86	74	90	90	89	81
Good level of development	65	44	71	77	67	54



Our Districts | East Staffordshire



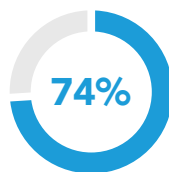
There were
1,311 births
in 2023,
which is a reduction
since 2019.



There are
6,967
children
aged 0-4
in the district.



The percentage of
children aged 0-4
(compared to the
overall population)
**has continued
to reduce**
and is lower than the
Staffordshire average.



The take-up of
Think2 places
increased to
74%
in Autumn 2023
compared to a
Staffordshire
average of 87%

In 2023-24,
the number of providers closing (13),
was almost double
the number that opened (7)



Type of provider

East Staffordshire



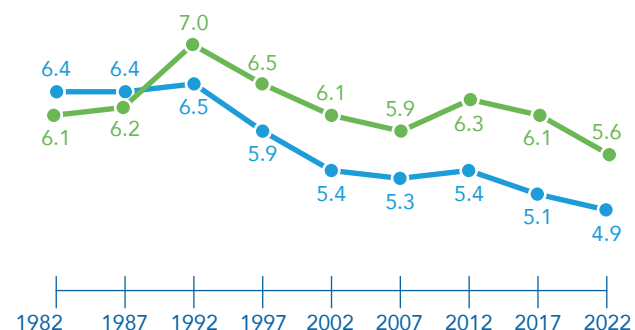
Staffordshire



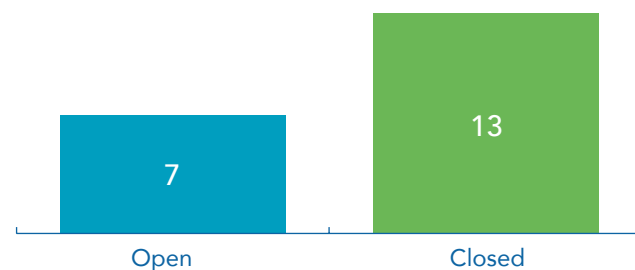
■ Childminder ■ Day Nursery ■ Pre-School Playgroup

Percentage of children aged 0 - 4

■ East Staffordshire ■ Staffordshire



Open and closures 2023 - 24



Providers with current staff vacancies

East Staffordshire



Staffordshire



■ No ■ Yes

Percentage of providers that offer Think2

East Staffordshire



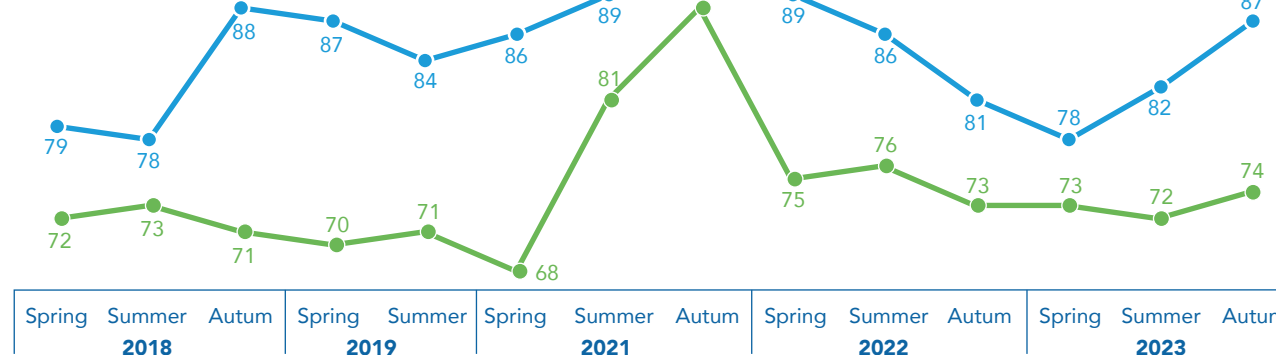
Staffordshire



■ No ■ Yes

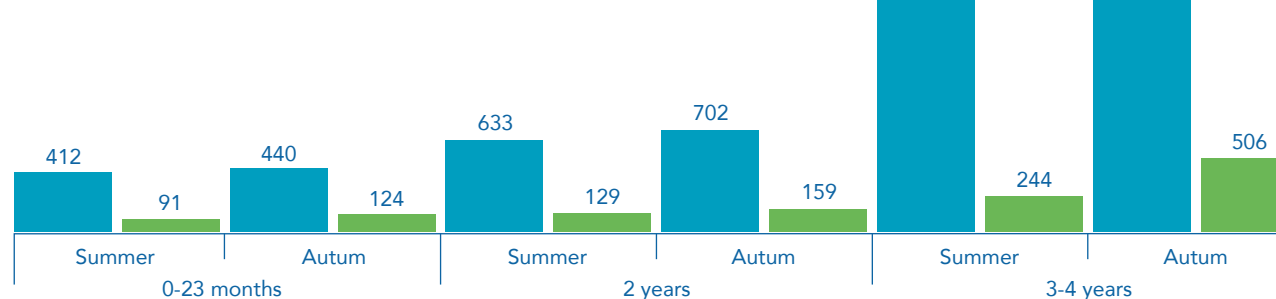
Percentage Think2 take up

■ East Staffordshire ■ Staffordshire



Places and vacancies 2023

■ Places ■ Vacancies



Indicator	Time period	East Staffordshire	Staffordshire	West Midlands	England
School readiness (Early Years Foundation Stage)	2022	67.00%	67.50%	63.70%	65.20%
FSM Primary %	2023	16.00%	18.00%	n/a	n/a
Receiving PP %	2023	18	16.00%	n/a	n/a
% of children aged 3-4 in receipt of EYPP	2023	15	16.41%	n/a	n/a
SEN Support Primary %	2023	12	12.00%	n/a	n/a

EYFS Profile Results - % of children achieving at least the expected level

	All	FSM	Non FSM	Autumn Born	Spring Born	Summer Born
All prime areas	74	60	77	78	75	70
All specific areas	68	50	72	74	70	61
Communication and language	78	65	80	81	78	75
Personal, social and emotional development	83	72	85	85	85	80
Physical development	85	76	87	89	85	81
Literacy	70	52	74	75	71	64
Mathematics	76	63	79	83	77	70
Understanding the world	79	65	82	83	77	76
Expressive arts and design	84	76	86	87	84	81
Good level of development	68	51	71	74	69	61




Our Districts | Lichfield



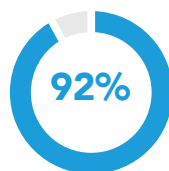
There were
941 births
in 2023,
which is a reduction
since 2019.



There are
5,239
children
aged 0-4
in the district.



The percentage of
children aged 0-4
(compared to the
overall population)
is the same
as the
Staffordshire average.



The take-up of
Think2 places
increased to
92%
in Autumn 2023
compared to a
Staffordshire
average of 87%

In 2023-24,
the number of providers closing (8),
was double
the number that opened (4)



Type of provider

Lichfield



Staffordshire



■ Childminder ■ Day Nursery ■ Pre-School Playgroup

Providers with current staff vacancies

Lichfield



Staffordshire



■ No ■ Yes

Percentage of providers that offer Think2

Lichfield



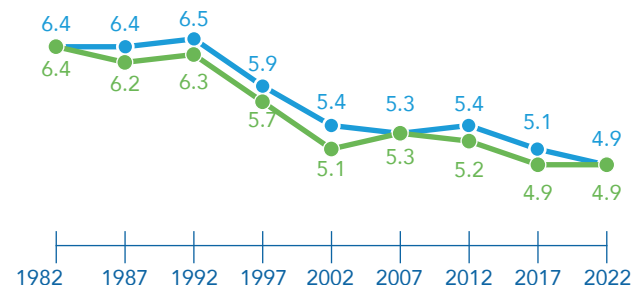
Staffordshire



■ No ■ Yes

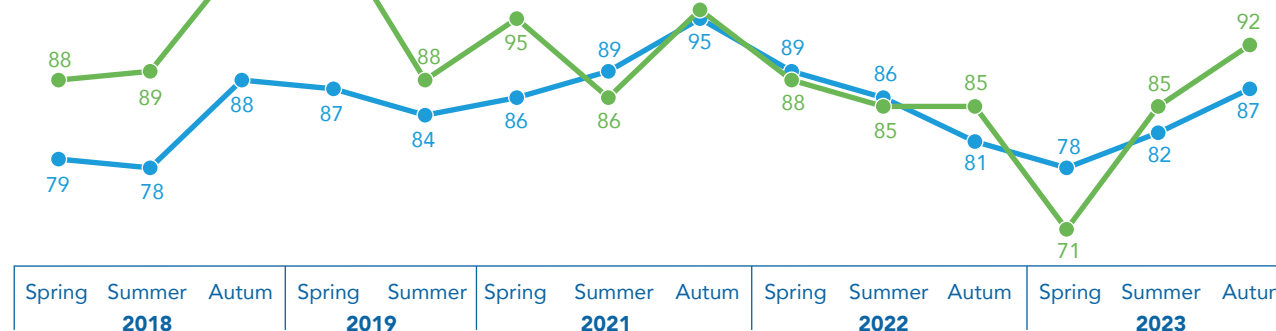
Percentage of children aged 0 - 4

■ Lichfield ■ Staffordshire

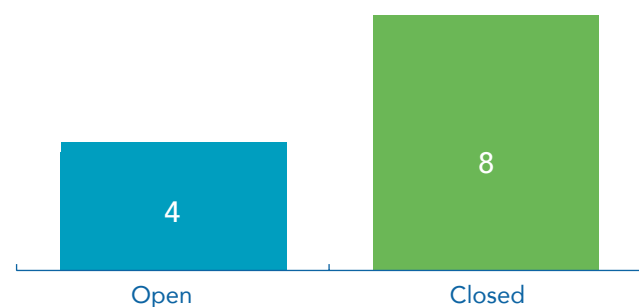


Percentage Think2 take up

■ Lichfield ■ Staffordshire

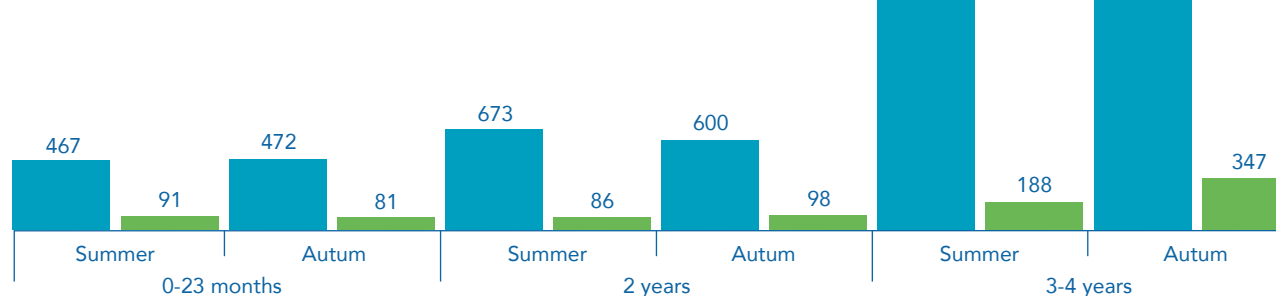


Open and closures 2023 - 24



Places and vacancies 2023

■ Places ■ Vacancies



Indicator	Time period	Lichfield	Staffordshire	West Midlands	England
School readiness (Early Years Foundation Stage)	2022	67.70%	67.50%	63.70%	65.20%
FSM Primary %	2023	16	18.00%	n/a	n/a
Receiving PP %	2023	15	16.00%	n/a	n/a
% of children aged 3-4 in receipt of EYPP	2023	12	16.41%	n/a	n/a
SEN Support Primary %	2023	15.00%	12.00%	n/a	n/a

EYFS Profile Results - % of children achieving at least the expected level

	All	FSM	Non FSM	Autumn Born	Spring Born	Summer Born
All prime areas	80	64	82	86	82	74
All specific areas	73	50	76	79	75	65
Communication and language	84	68	87	89	86	79
Personal, social and emotional development	88	74	90	90	89	85
Physical development	90	77	92	93	92	87
Literacy	76	57	79	83	78	68
Mathematics	83	66	85	89	86	75
Understanding the world	86	69	88	91	88	80
Expressive arts and design	88	76	90	92	89	84
Good level of development	73	52	76	79	75	65



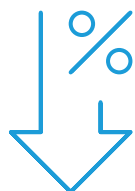
Our Districts | Newcastle-under-Lyme



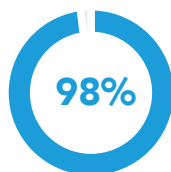
There were
1,055 births
in 2023,
which is a reduction
since 2019.



There are
5,793
children
aged 0-4
in the district.



The percentage of
children aged 0-4
(compared to the
overall population)
**reduced between
2017 and 2022**
and is lower than the
Staffordshire average.



The take-up of
Think2 places
increased to
98%
in Autumn 2023
compared to a
Staffordshire
average of 87%

In 2023-24,
**there was a high turnover
of provision, with 13 providers closing,
and 9 new providers opening.**



Type of provider

Newcastle-under-Lyme



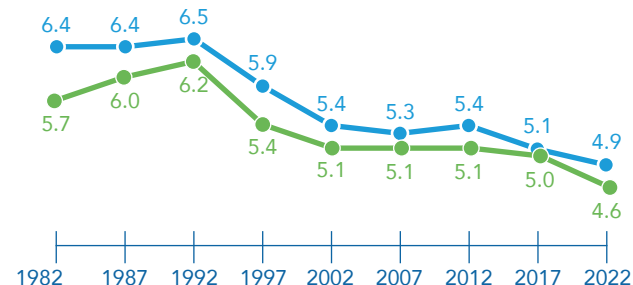
Staffordshire



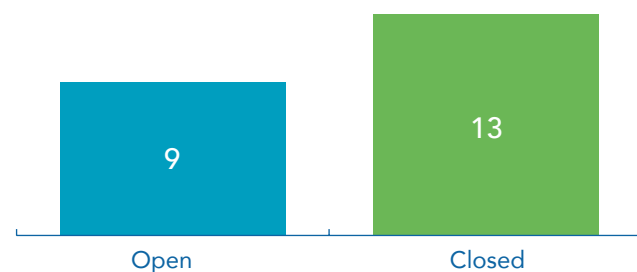
■ Childminder
 ■ Day Nursery
 ■ Nursery School/Class
 ■ Pre-School Playgroup

Percentage of children aged 0 - 4

■ Newcastle-under-Lyme
 ■ Staffordshire



Open and closures 2023 - 24



Providers with current staff vacancies

Newcastle-under-Lyme



Staffordshire



■ No
 ■ Yes

Percentage of providers that offer Think2

Newcastle-under-Lyme



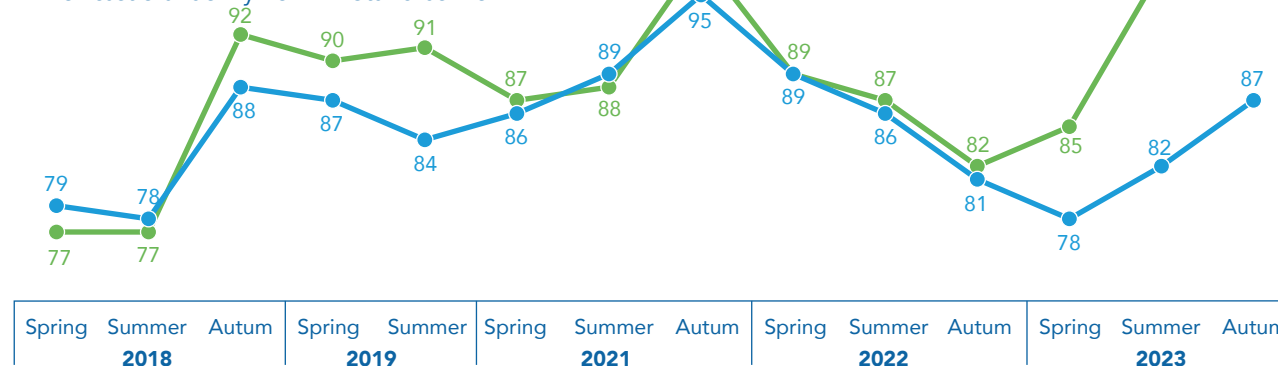
Staffordshire



■ No
 ■ Yes

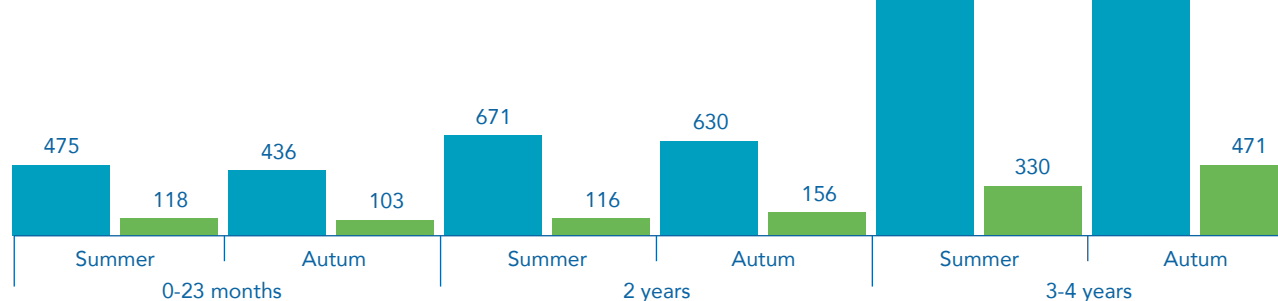
Percentage Think2 take up

■ Newcastle-under-Lyme
 ■ Staffordshire



Places and vacancies 2023

■ Places
 ■ Vacancies



Indicator	Time period	Newcastle-under-Lyme	Staffordshire	West Midlands	England
School readiness (Early Years Foundation Stage)	2022	63.30%	67.50%	63.70%	65.20%
FSM Primary %	2023	18.00%	16.41%		
Receiving PP %	2023%	20	18		
% of children aged 3-4 in receipt of EYPP	2023%	18	16		
SEN Support Primary %	2023%	13	12		

EYFS Profile Results - % of children achieving at least the expected level

	All	FSM	Non FSM	Autumn Born	Spring Born	Summer Born
All prime areas	77	64	80	81	78	72
All specific areas	69	52	73	77	70	60
Communication and language	82	71	85	86	83	79
Personal, social and emotional development	86	79	88	88	86	84
Physical development	87	78	89	90	88	82
Literacy	70	53	75	79	72	62
Mathematics	79	66	82	85	80	72
Understanding the world	83	72	87	87	86	79
Expressive arts and design	87	81	89	90	88	84
Good level of development	68	51	72	76	70	60




Our Districts | South Staffordshire



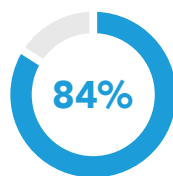
There were
831 births
in 2023,
which is a reduction
since 2019.



There are
4,923
children
aged 0-4
in the district.



The percentage of
children aged 0-4
(compared to the
overall population)
remained similar
2017 and 2022
and is lower than the
Staffordshire average.



The take-up of
Think2 places
increased to
84%
in Autumn 2023
compared to a
Staffordshire
average of 87%

In 2023-24,
there were a high number
of closures of provision (11),
with only 4 new providers opening.



Type of provider

South Staffordshire



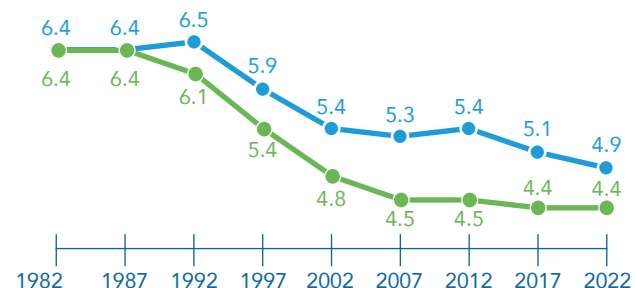
Staffordshire



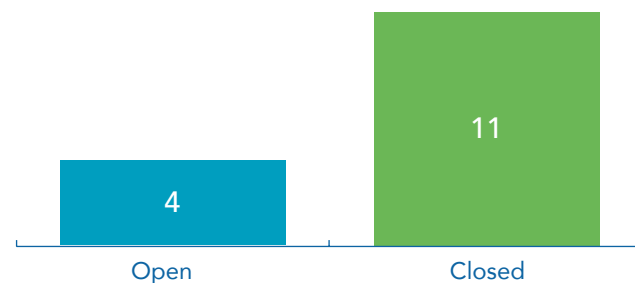
■ Childminder ■ Day Nursery ■ Pre-School Playgroup

Percentage of children aged 0 - 4

■ South Staffordshire ■ Staffordshire



Open and closures 2023 - 24



Providers with current staff vacancies

South Staffordshire



Staffordshire



■ No ■ Yes

Percentage of providers that offer Think2

South Staffordshire



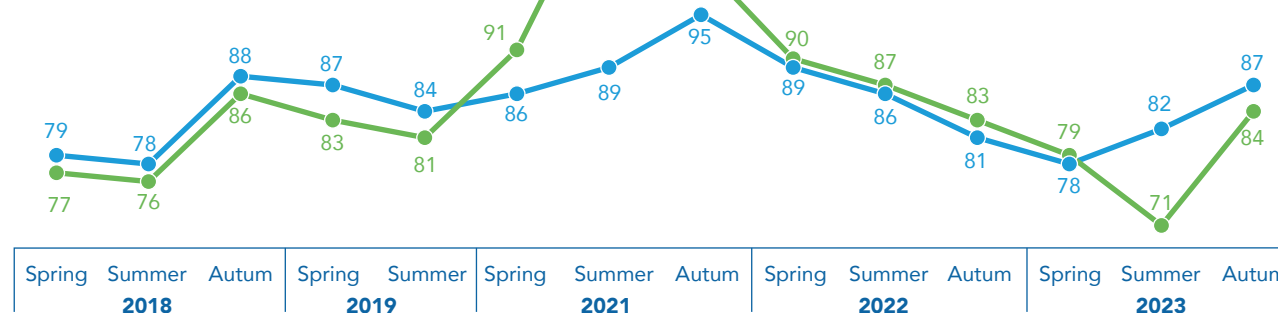
Staffordshire



■ No ■ Yes

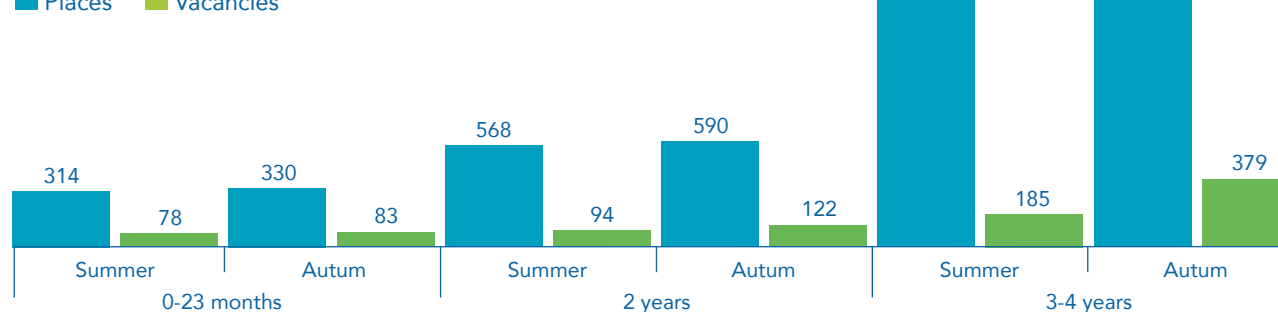
Percentage Think2 take up

■ South Staffordshire ■ Staffordshire



Places and vacancies 2023


■ Places ■ Vacancies



Indicator	Time period	South Staffordshire	Staffordshire	West Midlands	England
School readiness (Early Years Foundation Stage)	2022	70.00%	67.50%	63.70%	65.20%
FSM Primary %	2023	13.00%	16.41%		
Receiving PP %	2023%	14	18		
% of children aged 3-4 in receipt of EYPP	2023%	12	16		
SEN Support Primary %	2023%	12	12		

EYFS Profile Results - % of children achieving at least the expected level

	All	FSM	Non FSM	Autumn Born	Spring Born	Summer Born
All prime areas	79	54	82	84	77	76
All specific areas	72	47	76	80	67	68
Communication and language	84	58	87	89	81	81
Personal, social and emotional development	86	69	88	89	85	85
Physical development	86	69	89	91	85	84
Literacy	75	49	78	83	70	71
Mathematics	81	61	84	89	77	77
Understanding the world	84	60	87	89	82	82
Expressive arts and design	87	67	89	91	86	84
Good level of development	72	47	76	79	69	68



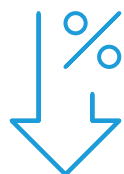
Our Districts | Stafford



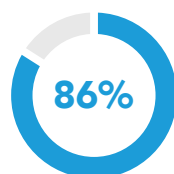
There were
1,158 births
in 2023, which is a
reduction since 2019.



There are
6,716
children aged 0-4
in the district.



The percentage of
children aged 0-4
(compared to the
overall population)
**reduced between
2017 and 2022**
and is
lower than the
Staffordshire average.



The take-up of
Think2 places
increased to
86%
in Autumn 2023
compared to a
Staffordshire
average of 87%

A lower percentage of providers
have current staff vacancies (65%)
than Staffordshire as a whole (76%).

In 2023-24,
**the number of providers closing (9),
exceeded the number that opened (7).**



Type of provider

Stafford



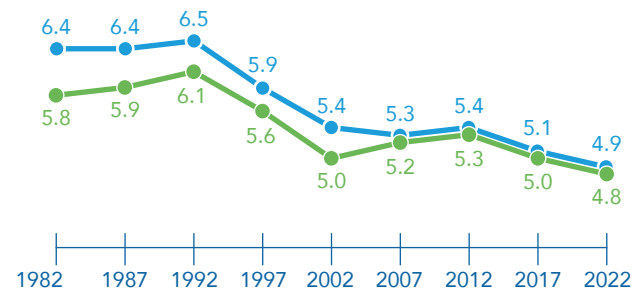
Staffordshire



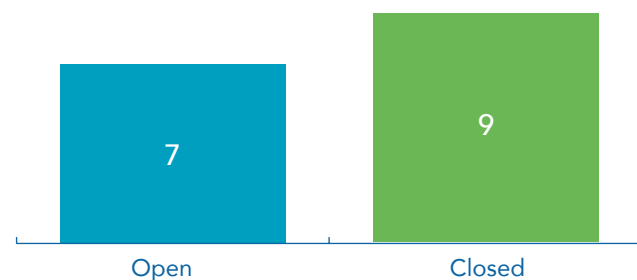
■ Childminder
 ■ Day Nursery
 ■ Pre-School Playgroup

Percentage of children aged 0 - 4

■ Stafford
 ■ Staffordshire



Open and closures 2023 - 24



Providers with current staff vacancies

Stafford



Staffordshire



■ No
 ■ Yes

Percentage of providers that offer Think2

Stafford



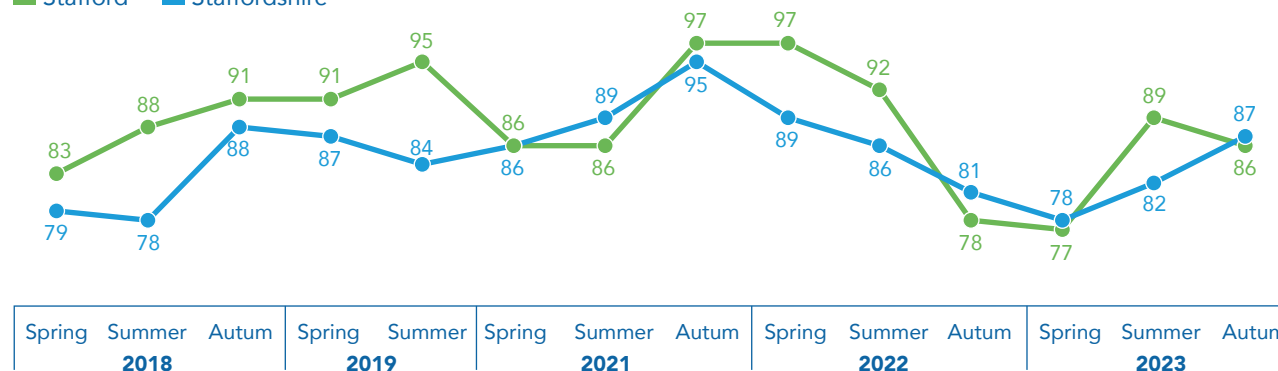
Staffordshire



■ No
 ■ Yes

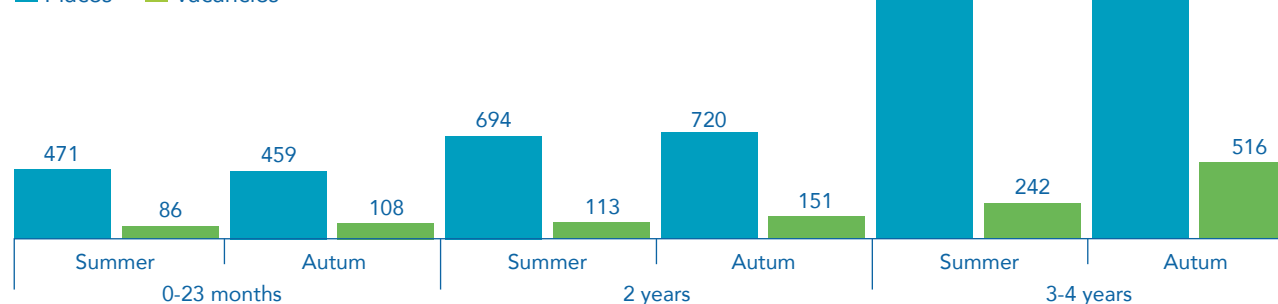
Percentage Think2 take up

■ Stafford
 ■ Staffordshire



Places and vacancies 2023

■ Places
 ■ Vacancies



Indicator	Time period	Stafford	Staffordshire	West Midlands	England
School readiness (Early Years Foundation Stage)	2022	71.10%	67.50%	63.70%	65.20%
FSM Primary %	2023	15.00%	16.41%		
Receiving PP %	2023%	16	18		
% of children aged 3-4 in receipt of EYPP	2023%	16	16		
SEN Support Primary %	2023%	12	12		

EYFS Profile Results - % of children achieving at least the expected level

	All	FSM	Non FSM	Autumn Born	Spring Born	Summer Born
All prime areas	78	56	81	85	77	75
All specific areas	71	42	75	80	71	64
Communication and language	84	64	87	88	82	81
Personal, social and emotional development	86	67	88	90	83	84
Physical development	87	72	89	92	85	84
Literacy	73	44	77	81	72	66
Mathematics	79	50	83	86	81	72
Understanding the world	83	61	86	88	82	81
Expressive arts and design	87	69	89	91	85	85
Good level of development	70	41	75	79	69	64



Our Districts | Staffordshire Moorlands



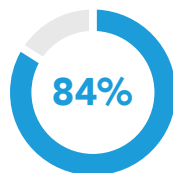
There were
720 births
in 2023, which is a
reduction since 2019.



There are
4,080
children aged 0-4
in the district.



The percentage of
children aged 0-4
(compared to the
overall population)
has continued to
reduce (4.1%)
and is
lower than the
Staffordshire average.



The take-up of
Think2 places
increased to
84%
in Autumn 2023
compared to a
Staffordshire
average of 87%

The take-up of Think2 places
is consistently very high across the district
compared to the Staffordshire average.

In 2023-24, there was a high turnover of
provision, with 11 providers closing,
and 8 new providers opening.



Type of provider

Staffordshire Moorlands



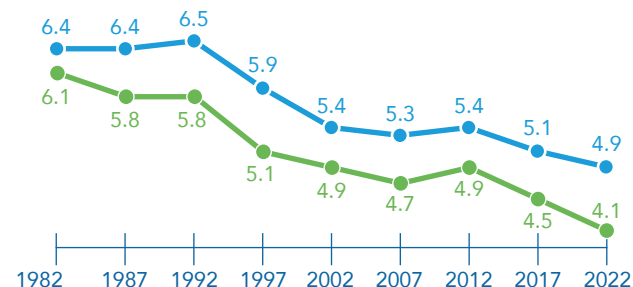
Staffordshire



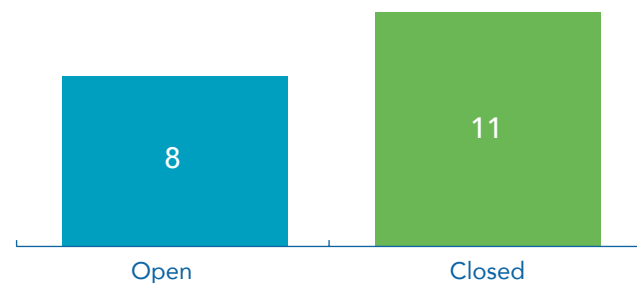
■ Childminder
 ■ Day Nursery
 ■ Nursery School/Class
 ■ Pre-School Playgroup

Percentage of children aged 0 - 4

■ Staffordshire Moorlands
 ■ Staffordshire



Open and closures 2023 - 24



Providers with current staff vacancies

Staffordshire Moorlands



Staffordshire



■ No
 ■ Yes

Percentage of providers that offer Think2

Staffordshire Moorlands



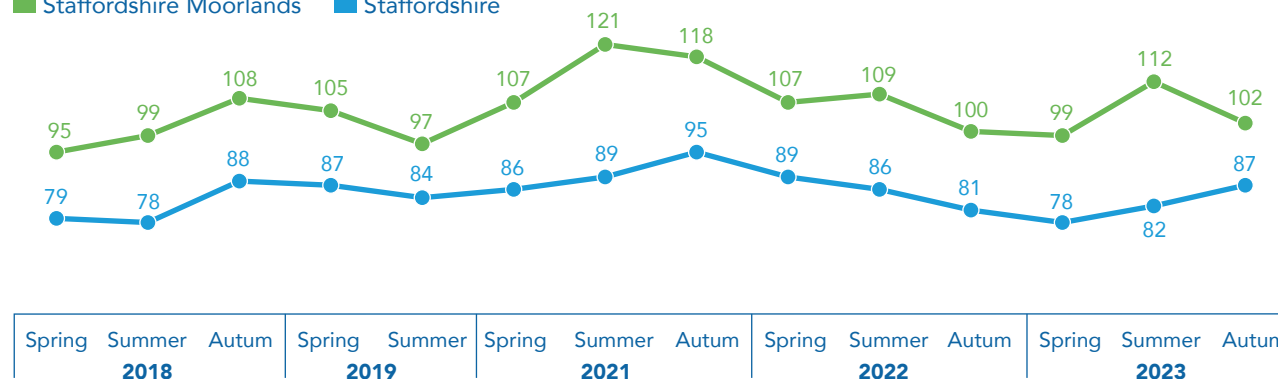
Staffordshire



■ No
 ■ Yes

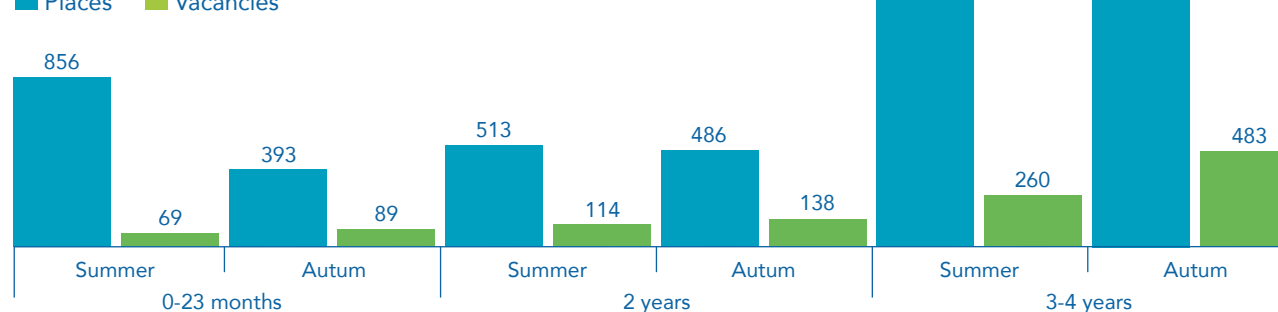
Percentage Think2 take up

■ Staffordshire Moorlands
 ■ Staffordshire



Places and vacancies 2023

■ Places
 ■ Vacancies



Indicator	Time period	Staffordshire Moorlands	Staffordshire	West Midlands	England
School readiness (Early Years Foundation Stage)	2022	70.20%	67.50%	63.70%	65.20%
FSM Primary %	2023	13.00%	16.41%		
Receiving PP %	2023%	14	18		
% of children aged 3-4 in receipt of EYPP	2023%	12	16		
SEN Support Primary %	2023%	10	12		

EYFS Profile Results - % of children achieving at least the expected level

	All	FSM	Non FSM	Autumn Born	Spring Born	Summer Born
All prime areas	78	66	80	84	81	73
All specific areas	68	49	71	76	73	58
Communication and language	84	70	86	87	88	79
Personal, social and emotional development	87	77	88	89	87	84
Physical development	87	74	89	91	90	83
Literacy	72	52	75	80	75	64
Mathematics	79	64	82	86	84	71
Understanding the world	82	64	84	86	87	75
Expressive arts and design	85	76	87	88	87	81
Good level of development	70	51	72	77	72	61



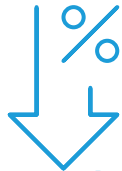
Our Districts | Tamworth



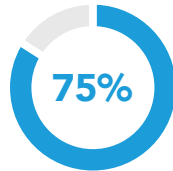
There were
744 births
in 2023, which is a
reduction since 2019.



There are
4,446
children aged 0-4
in the district.



The percentage of
children aged 0-4
(compared to the
overall population)
has continued to
reduce (5.6%)
but remains higher
than the Staffordshire
average (4.9%)



The take-up of
Think2 places
increased to
75%
in Autumn 2023
compared to a
Staffordshire
average of 87%

There are proportionately more childminders in the district compared to Staffordshire as a whole. 60% of all providers are childminders, compared to 39% across Staffordshire. Due to this, a lower number of providers offer Think2 places.

In 2023-24, there was a low turnover of provision, with 2 providers closing, and 3 new providers opening.



Type of provider

Tamworth



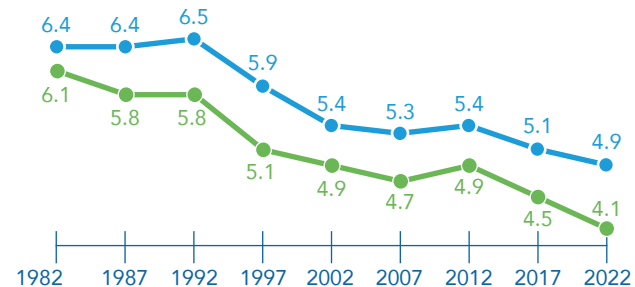
Staffordshire



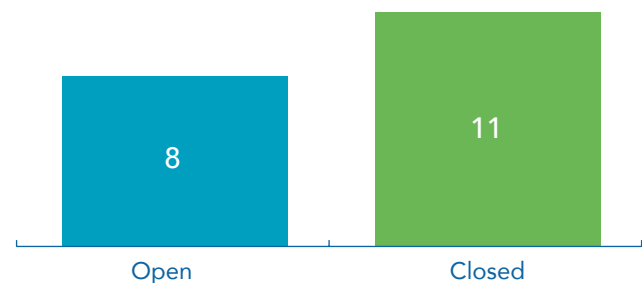
■ Childminder
 ■ Day Nursery
 ■ Nursery School/Class
 ■ Pre-School Playgroup

Percentage of children aged 0 - 4

■ Tamworth
 ■ Staffordshire



Open and closures 2023 - 24



Providers with current staff vacancies

Tamworth



Staffordshire



■ No
 ■ Yes

Percentage of providers that offer Think2

Tamworth



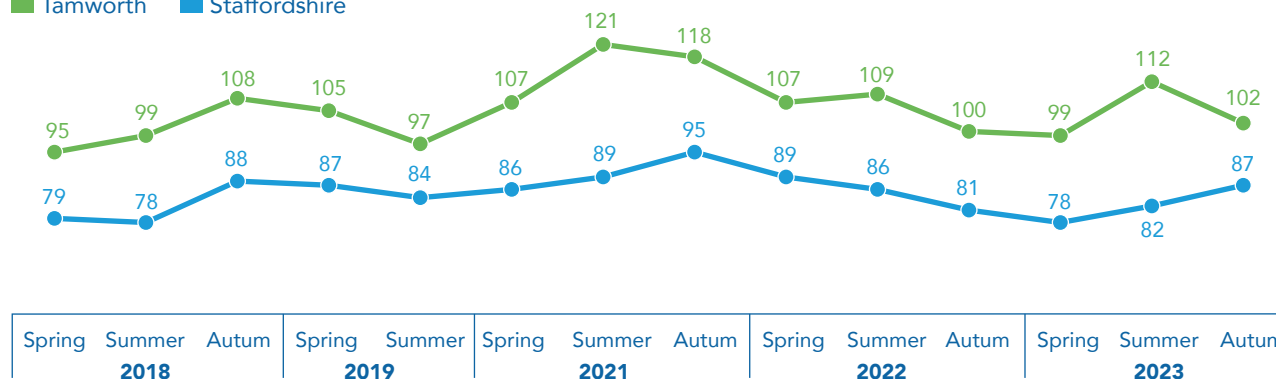
Staffordshire



■ No
 ■ Yes

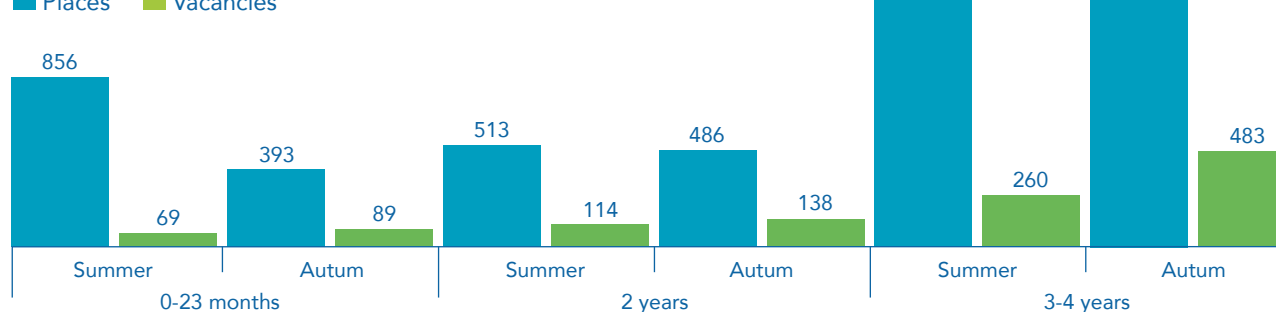
Percentage Think2 take up

■ Tamworth
 ■ Staffordshire



Places and vacancies 2023

■ Places
 ■ Vacancies



Indicator	Time period	Staffordshire Moorlands	Staffordshire	West Midlands	England
School readiness (Early Years Foundation Stage)	2022	67.70%	67.50%	63.70%	65.20%
FSM Primary %	2023	21.00%	16.41%		
Receiving PP %	2023%	25	18		
% of children aged 3-4 in receipt of EYPP	2023%	21	16		
SEN Support Primary %	2023%	14	12		

EYFS Profile Results - % of children achieving at least the expected level

	All	FSM	Non FSM	Autumn Born	Spring Born	Summer Born
All prime areas	72	62	75	78	73	66
All specific areas	64	51	68	74	66	55
Communication and language	77	69	80	83	78	72
Personal, social and emotional development	82	75	84	85	82	80
Physical development	82	74	84	86	82	78
Literacy	66	52	70	76	68	56
Mathematics	74	65	77	82	73	68
Understanding the world	80	73	83	86	83	74
Expressive arts and design	83	79	85	88	84	79
Good level of development	64	50	68	74	64	55

