

A photograph of a fountain with multiple jets of water spraying upwards and outwards, set against a dark stone wall. The water is illuminated, creating a bright, dynamic scene.


Weekly COVID-19 Intelligence Summary

Southampton – 25th October 2022

Data, Intelligence & Insight Team



Infections





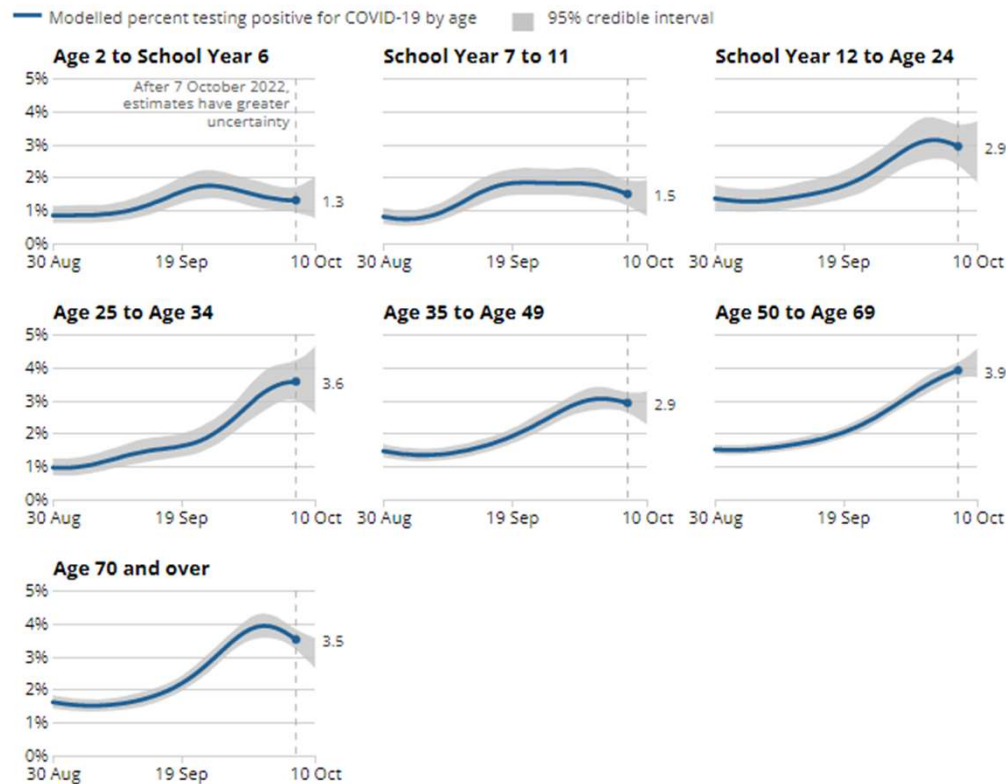
ONS survey positivity

Last updated 25th October 2022



COVID-19 infections continued to increase in those aged 25 to 34 years and 50 to 69 years

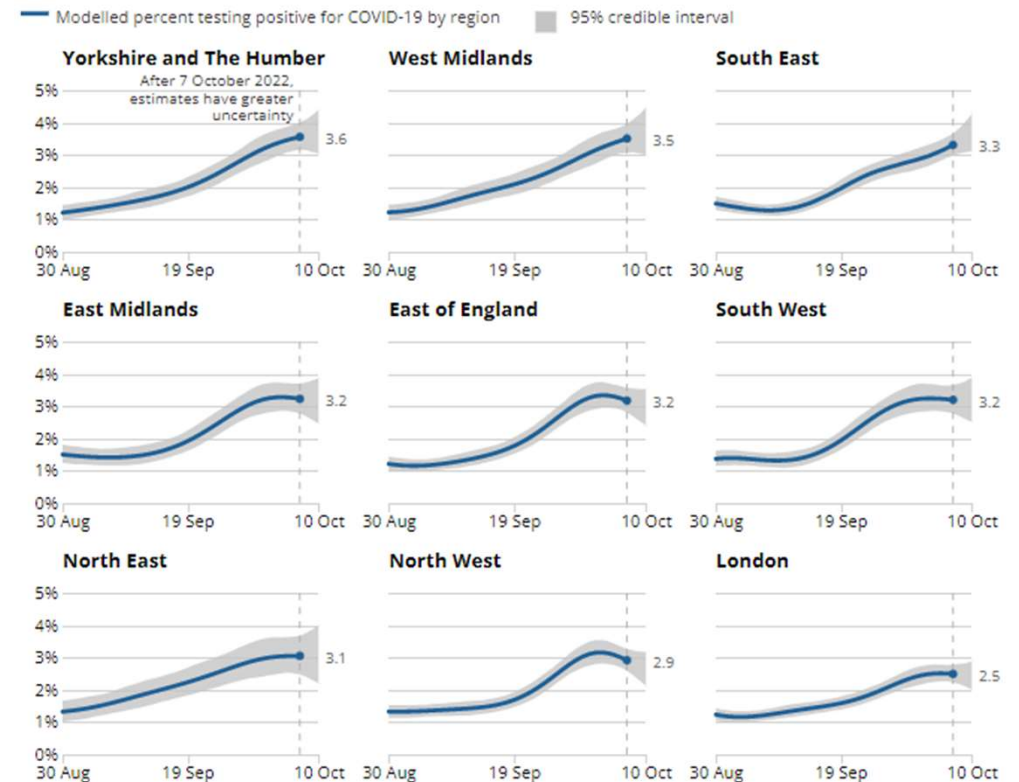
Modelled daily percentage of the population testing positive for coronavirus (COVID-19) on nose and throat swabs, by age group, England, 30 August to 10 October 2022



Source: Office for National Statistics – Coronavirus (COVID-19) Infection Survey

COVID-19 infections increased in Yorkshire and The Humber, the West Midlands and the South East


Modelled daily percentage of the population testing positive for coronavirus (COVID-19) on nose and throat swabs by region, England, 30 August to 10 October 2022



Source: Office for National Statistics – Coronavirus (COVID-19) Infection Survey



Hospitalisations





← University Hospital Southampton Admissions

Patients admitted

17 October

7

Total admissions over the
last 7 days

72

Patients in hospital

19 October

182

Patients on ventilation

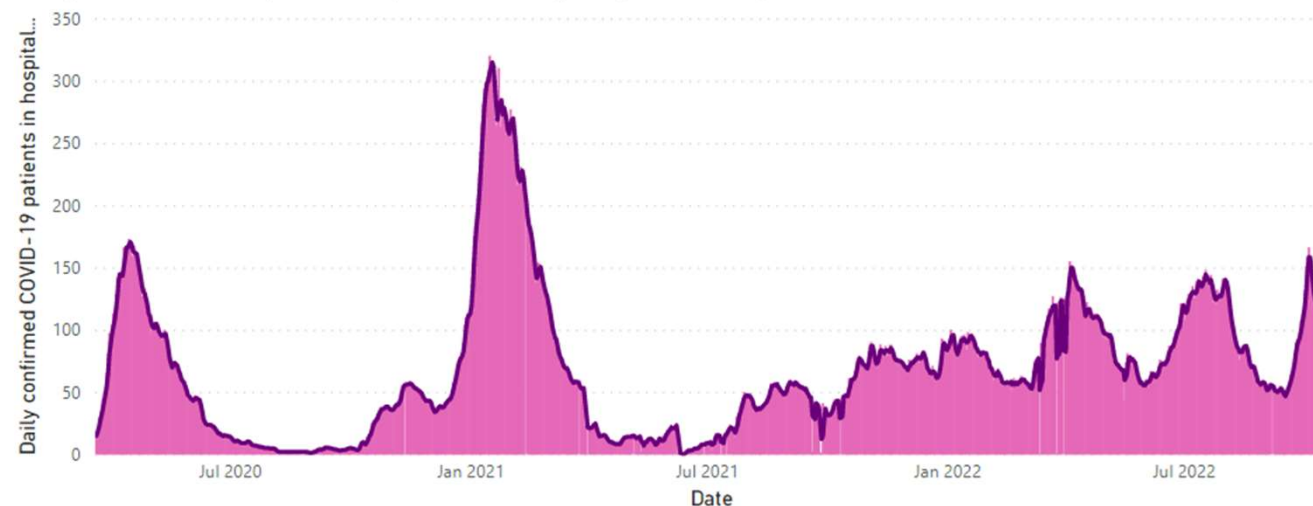
19 October

0

There were **182** COVID-19 patients on the **19 October**, which is **an increase** of **73** compared with the previous week. The admissions data relates to the patients of University Hospital Southampton so doesn't just include Southampton residents.

University Hospital Southampton COVID-19 daily confirmed COVID-19 patients in hospital at 8am

● Daily confirmed COVID-19 patients in hospital at 8am ● 3-day average of COVID-19 patients




19/03/2020

19/10/2022





Mortality





COVID-19 Related Deaths – Public Slide

Last updated 25th October 2022



COVID-19 related deaths

Includes deaths up to 14 October, all deaths registered up to 22 October



Total COVID related deaths

562

of which

Hospital

382

Community

180

(127 of which in care homes)

COVID Deaths during the week to 14 October

1

Change in deaths from previous week

-1

COVID-19 deaths

There have been a total of **562** COVID-19 related resident deaths in Southampton. There was **1** COVID-19 related deaths in the most recent week, which is **a reduction of -1** when compared to the previous week.

The chart to the rights shows the number of COVID-19 related deaths by week and setting.

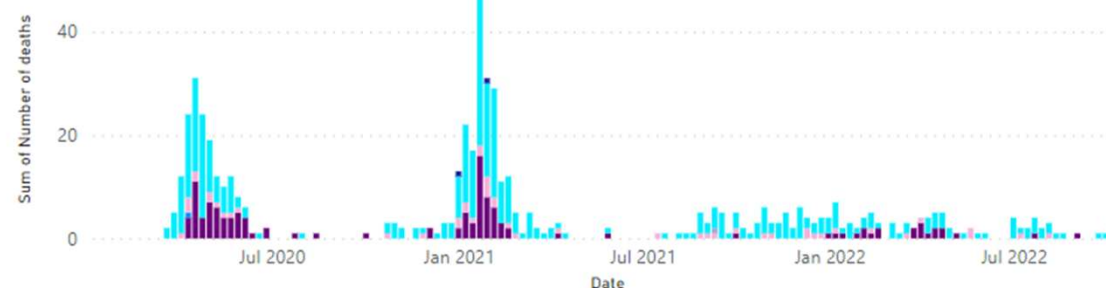
Latest data shows that there was **5 COVID-19** related deaths in **University Hospital Southampton (UHS)** between the 8th October up to the 14th October. This data is different from that published by ONS as it doesn't necessarily include Southampton residents, only those who have died at UHS.

Excess deaths (COVID and non-COVID)

In Southampton, **resident deaths** are now at **lower levels** compared to previous years as shown in the graph to the right. This shows the death occurrence by week compared to the average deaths count, by week, for the years 2015 to 2019.

Deaths by week and place of occurrence

Place of death ● Care home ● Elsewhere ● Home ● Hospice ● Hospital ● Other communal establishment




Excess deaths by week



Please note: data correct at time of publication, but may be revised in future weeks due to reporting delays



Vaccination





Percentage received 1st dose over 12s

73.8%

Av. 24 a day

Percentage received 2nd dose over 12s

69.1%

Av. 6 a day

Percentage received booster 1 over 12s

78.3%

Percentage received booster 2 50 to 74

49.4%

Percentage received booster 2 over 75s

91.9%

Percentage received booster 2 severely immunosuppressed

79.0%

Percentage received booster 3 over 75s

78.6%

Percentage received booster 3 severely immunosuppressed

67.5%