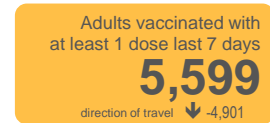
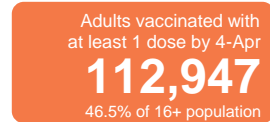
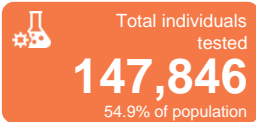


COVID-19 Snapshot

As of 14th April 2021 (data reported up to 11th April 2021)

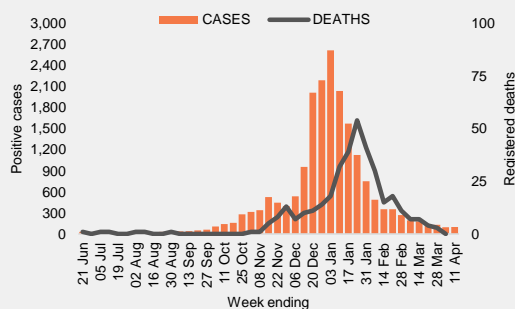
Population 269,457



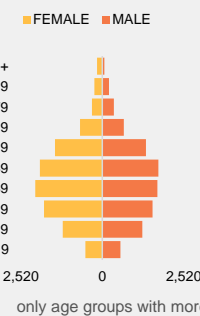
Direction of travel compares current snapshot against previous snapshot

key: **↑** Increasing **●** no change **↓** decreasing

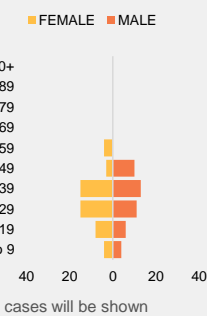
Number of COVID-19 cases and deaths by week



All cases by age and gender



Last 7 days by age and gender



only age groups with more than two cases will be shown

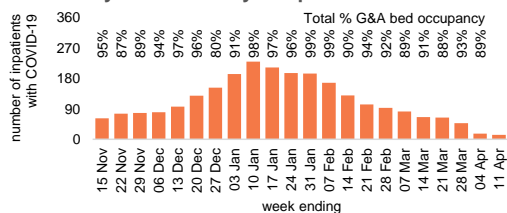
Most affected wards in the last 7 days

	Number of cases last 7 days	Direction of Travel (DOT)	Rate per 1,000 population last 7 days	all cases
Bletchley East	14	↑	0.9	90.3
Newport Pagnell South	9	↑	0.8	72.5
Bradwell	8	↑	0.6	78.4
Wolverton	8	↓	0.5	73.3
Central Milton Keynes	8	↓	0.5	78.9
Broughton	8	↑	0.5	79.4
Woughton & Fishermead	8	↑	0.4	84.4
Stantonbury	7	↑	0.4	77.5
Campbell Park & Old Woughton	6	↓	0.5	78.6
Loughton & Shenley	5	↓	0.3	58.5
Newport Pagnell North & Hansic	4	↑	0.3	62.0
Stony Stratford	3	↑	0.3	84.4
Shenley Brook End	3	↓	0.2	66.7
Bletchley West	3	↑	0.2	70.6
Tattenhoe	<3			82.7
Bletchley Park	<3			79.1
Monkston	<3			65.9
Danesborough & Walton	<3			63.4
Olney	<3			50.7

only wards with more than two cases will show last 7 days detail
direction of travel (DOT) compares current snapshot against previous

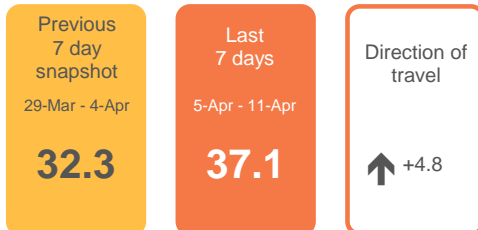
Hospital bed occupancy and patients with COVID-19

Milton Keynes University Hospital NHS Foundation

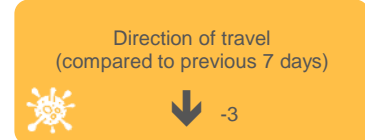
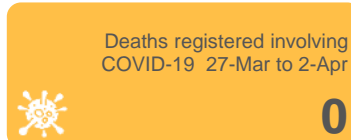


The maximum daily number of inpatients with COVID-19 each week with maximum percentage of all 'General & Acute' (G&A) hospital bed occupancy

Number of weekly positive cases per 100,000 population



rates based on ONS mid year population 2019



(current snapshot against previous snapshot)

Please note: numbers in recent days may rise, reflecting diagnostic and reporting turnaround time. All detail within this report is the latest data available prior to publishing (14/04/2021).

Week-to-week comparisons are based on the data available at the time each snapshot was published.

On 9 April there was a change to case reporting in England. Cases that have been identified through a positive rapid lateral flow test are now removed for people who took Polymerase Chain Reaction (PCR) tests within 3 days that were all negative. This resulted in the removal of 31 cases for Milton Keynes.

Produced by: Bedford Borough Council, Central Bedfordshire Council and Milton Keynes Council Public Health Evidence and Intelligence Team
- J Phillips.

Source: Public Health England (PHE), Office for National Statistics (ONS), NHS England.