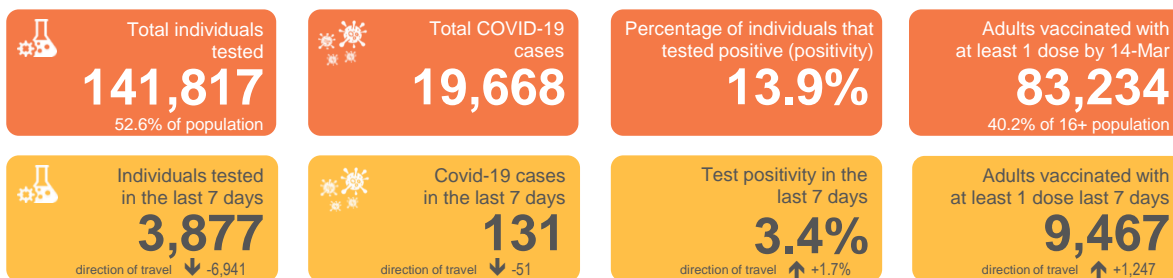


COVID-19 Snapshot

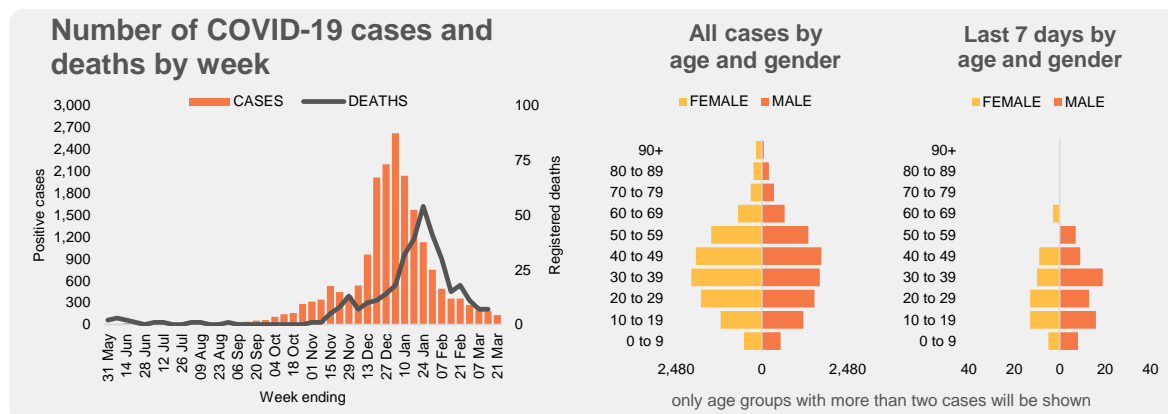
As of 24th March 2021 (data reported up to 21st March 2021)

Population 269,457



Direction of travel compares current snapshot against previous snapshot

key: ↑ Increasing ● no change ↓ decreasing



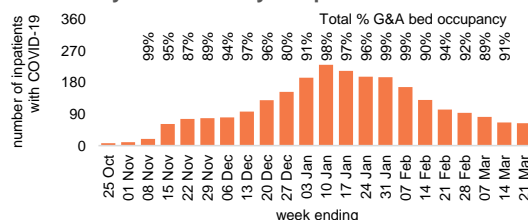
Most affected wards in the last 7 days

	Number of cases last 7 days	DOT	Rate per 1,000 population last 7 days	all cases
Broughton	18	↑	1.0	78.3
Stantonbury	15	↑	0.9	75.9
Central Milton Keynes	10	↑	0.6	77.2
Bradwell	9	↓	0.7	77.0
Campbell Park & Old Woughton	9	↓	0.7	76.9
Bletchley East	9	↓	0.6	88.3
Wolverton	8	↓	0.5	71.7
Woughton & Fishermead	8	↓	0.4	83.3
Newport Pagnell North & Hansl	6	↑	0.5	61.2
Tattenhoe	6	●	0.5	81.8
Shenley Brook End	6	●	0.4	66.0
Bletchley West	6	↓	0.4	70.2
Bletchley Park	5	↓	0.3	78.7
Stony Stratford	4	↓	0.3	83.4
Loughton & Shenley	4	↓	0.2	57.6
Danesborough & Walton	3	↓	0.2	62.8
Monkston	3	↓	0.2	65.3
Newport Pagnell South	<3			71.4
Olney	<3			49.6

only wards with more than two cases will show last 7 days detail
direction of travel (DOT) compares current snapshot against previous

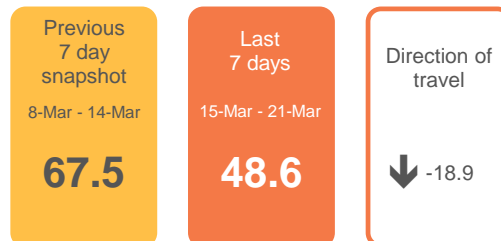
Hospital bed occupancy and patients with COVID-19

Milton Keynes University Hospital NHS Foundation



The maximum daily number of inpatients with COVID-19 each week with maximum percentage of all 'General & Acute' (G&A) hospital bed occupancy

Number of weekly positive cases per 100,000 population



rates based on ONS mid year population 2019

Total deaths registered involving COVID-19 since 1st January 2020



542

Deaths registered involving COVID-19 6-Mar to 12-Mar



7

Direction of travel (compared to previous 7 days)



● +0

(current snapshot against previous snapshot)

Please note: numbers in recent days may rise, reflecting diagnostic and reporting turnaround time. All detail within this report is the latest data available prior to publishing (24/03/2021).

Week-to-week comparisons are based on the data available at the time each snapshot was published.

Produced by: Bedford Borough Council, Central Bedfordshire Council and Milton Keynes Council Public Health Evidence and Intelligence Team
- J Phillips.

Source: Public Health England (PHE), Office for National Statistics (ONS), NHS England.