

Feedback form

Tell us what you think about the panel above your windowsill and the radiator options

Window panels

We are seeking views on whether the panel above the windowsill could be solid or glazed to inform the final design based on majority views. We will put this through planning before a final decision. Whether the panel is solid or glazed, the new window design will meet regulations to both prevent overheating and to keep you warm. There should be no impact on your heating costs and the improved energy efficiency may even reduce your bills. With a glazed or solid panel your new window will be the same or better than your current windows at keeping out noise.

Radiator options

You will have an individual choice of five radiator options in rooms where the windowsill is lowered, and you can have a different option in each room if you choose. The options are:

- Low level radiator
- Vertical slimline radiator
- Horizontal slimline radiator
- Compact radiator
- Relocation of your existing radiator

In the living room you may require a combination of two radiators to provide enough heat, these include the low level and compact radiator options.

We have enclosed computer generated images (CGI) of the window panel radiator options in your bedroom to give a sense of the size and appearance of different radiator types. You will be able to choose which wall the radiator is placed on, subject to there being enough space. Please note that these images do not include the radiator pipework, this would be looked at with you when we survey your home. This would also look at whether any changes would be needed to accommodate your electrics.

Please complete

Which block do you live in?		
What is your door number?		
Would you prefer the panel above your windowsill to be solid or glazed? (Tick your preferred option and leave any comments)		
Solid <i>(tick)</i>	Glazed <i>(tick)</i>	
<i>Your comments:</i> <div style="border: 1px solid black; height: 150px; width: 100%;"></div>		

Some residents at the engagement event asked whether we could consider lowering the sill on the smaller window in the living room (pictured on the right in the CGI)

What do you think about this?

Which radiator option do you prefer? Please leave your comments

Low level radiator

Your comments:

Tick

Vertical slimline radiator

Your comments:

Tick

Horizontal slimline radiator

Your comments:


Tick

Compact radiator <i>Your comments:</i>	<i>Tick</i>
Relocation of existing radiator (image not available) <i>Your comments:</i>	<i>Tick</i>


Any other comments

Thank you for your feedback.

Computer generated images (CGIs) to illustrate the window panel options in living room.



Computer generated image (CGI) of what your window will look like with a **glazed panel** above the windowsill.




Computer generated image (CGI) of what your window will look like with a **solid panel** above the windowsill.

Computer generated images (CGIs) to illustrate the radiator options in your bedroom.

NB - the radiator options will be available in rooms where the windowsill needs to be dropped. The panel can be glazed or solid regardless of the radiator.



(1) Computer generated image (CGI) of a **low level radiator** in the bedroom.



(2) Computer generated image (CGI) of a **vertical slimline radiator** in the bedroom.



(3) Computer generated image (CGI) of a **horizontal slimline radiator** in the bedroom.



(4) Computer generated image (CGI) of a **compact radiator** in the bedroom.